

CALIFORNIA COUNTY, CITY AND SCHOOL DISTRICT ELECTION OUTCOMES

2010 ELECTIONS

City Offices and Ballot Measures



Institute for Social Research
Center For California Studies
California State University,
Sacramento



CALIFORNIA COUNTY, CITY AND SCHOOL DISTRICT
ELECTION OUTCOMES:
CANDIDATES AND BALLOT MEASURES, 2010 ELECTIONS

CITY OFFICES AND BALLOT MEASURES

Edward L. Lascher, Jr., Ph.D.,
Acting Director, Center for California Studies
Associate Dean, College of Social Sciences and Interdisciplinary Studies

Ernest Cowles, Ph.D.,
Director, Institute for Social Research

Valory Logsdon
Research Analyst, Institute for Social Research

Ted Ryan
Graduate Research Assistant, Institute for Social Research

Clint Swift
Graduate Research Assistant, Institute for Social Research

Center for California Studies
California State University, Sacramento
6000 J Street, Sacramento, CA 95819-6081
(916) 278-6906 FAX: (916) 278-5199

Institute for Social Research
California State University, Sacramento
6000 J Street, Sacramento, CA 95819-6101
(916) 278-5737 FAX: (916) 278-5150

Institute for Social Research Project Staff:

Dana Grossi
Kelly Nelson

Acknowledgements

The researchers would like to sincerely thank the county elections officials and staff throughout the State of California who took time to provide data to the project. Additionally, we are grateful to the Secretary of State's Office for its continuing support and interest in this project. Without their assistance, the completion of these yearly reviews and the California Elections Data Archive would not be possible.

TABLE OF CONTENTS

INTRODUCTION.....		i
2010 County, City and School District Election Dates by County		xv
Trend Table A	Number of Ballot Measures, Percent of Total Measures, and Percent Passing by Type, Jurisdiction and Year	xvii
Trend Table B	Number of Ballot Measures, Percent of Total Measures, and Percent Passing by Topic, Jurisdiction and Year.....	xx
Trend Table C	Community Service District and County Service Area Measures by County	xxiii
Trend Table D	Number of Community Service District and County Service Area Measures, Percent of Total County Measures, and Percent Passing by Type and Year	xxiv
Trend Table E	Comparison of Pass Rates for County-Wide and Community Service District/County Service Area Tax Measures, 1998-2010	xxv
Trend Table F	Number of Community Service District and County Service Area Ballot Measures, Percent of Total County Measures, and Percent Passing by Topic and Year	xxv
Trend Table G	Number of Candidates by Jurisdiction and Year	xxvi
Trend Table H	Number of Candidates for Major County Offices by Year	xxvi
Trend Table I	Percent of Incumbent Candidates and Percent of Prevailing Incumbents by Major Office, Jurisdiction and Year	xxvii
2010 ELECTION SERIES SUMMARY: ELECTION OUTCOMES FOR COUNTY, CITY AND SCHOOL DISTRICT BALLOT MEASURES AND CANDIDATES		1
Table A	Summary of Outcomes for <i>All</i> County, City and School District Ballot Measures by Type of Measure and County, 2010	3
Table B	Summary of Outcomes for <i>All</i> County, City and School District Ballot Measures by Topic of Measure and County, 2010	5
Table C	Summary of Election Outcomes for <i>All</i> County, City and School District Offices, 2010	7

PART 1 VOTE TOTALS, ELECTION OUTCOMES AND TEXT FOR CITY BALLOT MEASURES9

 Table 1.1 Vote Totals for City Ballot Measures by County, 2010 11

 Table 1.2 Text for City Ballot Measures by County, 201021

 Table 1.3 Summary of Election Outcomes for City Ballot Measures
 by Type of Measure and County, 201041

 Table 1.4 Summary of Election Outcomes for City Ballot Measures
 by Topic of Measure and County, 201043

PART 2 VOTE TOTALS FOR CITY OFFICE CANDIDATES45

 Table 2.1 Vote Totals for City Office Candidates
 by County and Election Date, 2010.....47

 Table 2.2 Summary of Election Outcomes for City Offices, 2010..... 121

CALIFORNIA ELECTIONS DATA ARCHIVE

INTRODUCTION

The California Elections Data Archive (CEDA) is a joint project of the Center for California Studies and the Institute for Social Research, at the California State University, Sacramento and the office of the California Secretary of State. The purpose of CEDA is to provide researchers, citizens, public agencies and other interested parties with a single repository of local election data. With over 6,000 local jurisdictions in California, the task of monitoring local elections is nearly impossible for individuals. CEDA addresses this problem through the creation of a single, cost-effective and easily accessible source of local election data. CEDA includes candidate and ballot measure results for county, city, community college, and school district elections throughout the State. CEDA thus represents the only comprehensive repository of local election results in California and one of a very few such databases on local elections in the U.S.

How the CEDA Data is Collected and Reported

Election data are collected periodically throughout each calendar year. This enables CEDA to incorporate results from special elections as well as all regularly scheduled elections. Election results from counties, cities, and community college and school districts are entered in the CEDA database from which three standard CEDA reports are generated. These reports include:

- County Elections: Candidates, ballot designations, and vote totals for all elected county offices; vote totals and text for county ballot measures.
- City Elections: Candidates, ballot designations, and vote totals for all elected city offices; vote totals and text for all city ballot measures.
- Community College and School District Elections: Candidates, ballot designations, and vote totals for all elective community college and school district offices; vote totals and text for all district ballot measures.

Ballot measures for all jurisdictions are coded according to type (e.g., charter amendment, taxes, bond measure, initiative, etc.) and to topic (e.g., education, public safety, governance, etc.).

THE CEDA PARTNERSHIP

THE CENTER FOR CALIFORNIA STUDIES

Located at California State University, Sacramento, the Center for California Studies is a public policy, public service and curricular support unit of the California State University. The Center's location in the state Capital and its ability to draw upon the resources of the entire State University system give it a unique capacity for making contributions to public policy development and the public life of California. Center programs cover four broad areas: administration of the nationally known Assembly, Senate, Executive, and Judicial Administration Fellowship Programs; university-state government liaison and applied policy research; civic education and community service through forums, conferences and issue dialogues; and curricular support activity in the interdisciplinary field of California Studies.

INSTITUTE FOR SOCIAL RESEARCH

Established in 1989, the Institute for Social Research (ISR) is a multidisciplinary institute that is committed to advancing the understanding of the social world through applied research. The Institute offers research expertise and technical assistance serving as a resource to agencies, organizations, the University and the broader community. Services provided by the Institute include research and sampling design, measurement, coding and data entry, computer assisted telephone and field interviewing, mailed and Internet surveys, focus groups, data base management, statistical analysis and report production. ISR has completed numerous projects with more than 50 federal, state and community agencies, several private firms and many administrative units of the university. Faculty affiliates of the Institute offer specific content expertise in a wide variety of disciplines, including the social sciences, health and human services, engineering and education.

CALIFORNIA SECRETARY OF STATE

The Secretary of State is, among other duties, California's chief elections officer with the responsibility of administering the provisions of the Elections Code. The Secretary must compile state election returns and issue certificates of election to winning candidates; compile the returns and certify the results of initiative and referendum elections; certify acts delayed by referendum, and prepare and file a statement of vote. Recent legislation permits but does not mandate that the Secretary of State compile local election results.

TRENDS IN LOCAL ELECTIONS: 1995-2010

CEDA now encompasses 16 years of election data, including four gubernatorial election years (1998, 2002, 2006, and 2010), four presidential elections (1996, 2000, 2004, and 2008) and eight odd-numbered years devoted to local races. In addition to the 2010 election having a gubernatorial race, there were some 482 local ballot measures, and 6,022 candidates in races for local offices. This report begins with an overview of some of the multi-year election trends then continues to a discussion of the 2010 contests.

BALLOT MEASURES

Each year, California voters are asked to consider a number of governance issues and to choose among candidates vying for public office. Within local elections, there appear to be consistent features at all local election levels across elections over the 16 years of CEDA data collection. Other election characteristics seem to vary considerably from year to year, however. This variation is particularly noticeable between on-year and off-year election cycles. In the following section, the patterns and trends seen in local elections during the 16 years of CEDA data collection are summarized.

Trends in the Number, Types, and Topics of Local Election Measures

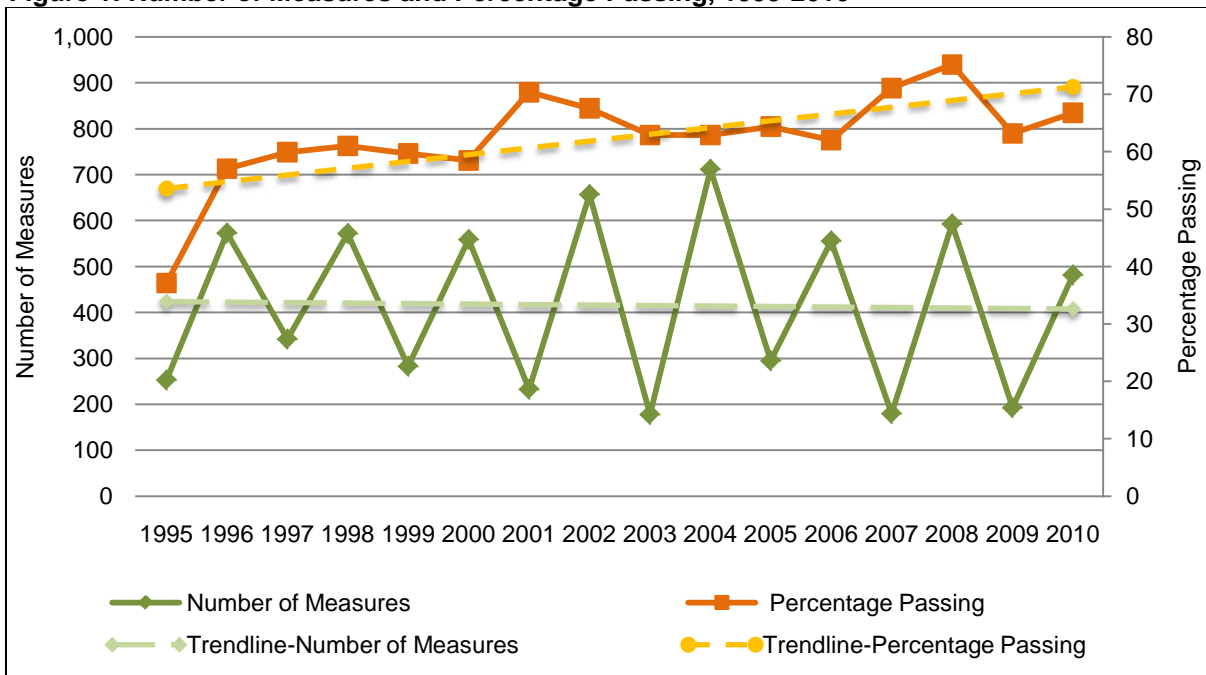
As noted in previous reports, the number of local ballot measures offered to voters clearly seems to “piggy-back” on state and national elections. From 1995 through 2010 there were, on average, 416 ballot measures per year. In even number years, the average was 588 measures, while odd years average 245. The percentage of ballot measures passing increased by four percent from 63 in 2009 to 67 percent in 2010; but the overall percentage of ballot measures passing remained at 63 percent.

- Among all the various types of ballot measures, *charter amendments* continued to have the largest percentage of measures passed, with more than three-quarters (77%) of *charter amendment* measures passing during the 16-year period. The second best success was among *bond* measures with two-thirds (67%) passing. Bonds were closely followed by *recall* measures with slightly less than two-thirds (66%) passing. However, during the past 16 years, this type of measure consistently had the second smallest number of actual measures (behind *initiatives*) compared with the other measure types. In terms of passage rates, following *recalls* were; *ordinances* (60%), *taxes* (54%), and *initiatives* (49%), respectively (See Trend Table A).
- Across the three government levels—county, city and school district—at which data is collected, the largest average yearly number of ballot measures were seen at the city level (207; 50%), followed by the school district (141; 34%) and county (68; 16%). However, following the trend of previous years, school districts had the largest percentage of measures passing (66%), followed by city (63%) and county (56%) (See Trend Table A).

During the 16 years of CEDA data collection, the number of ballot measures in even years peaked in 2004 with 712 measures. The current 2010 election saw 482 measures—the smallest in the history of the CEDA data collection in an even year. The passage rate for the 2010 elections cycle was 67 percent which is just above the average for even year elections and for the passage rate of measures overall.

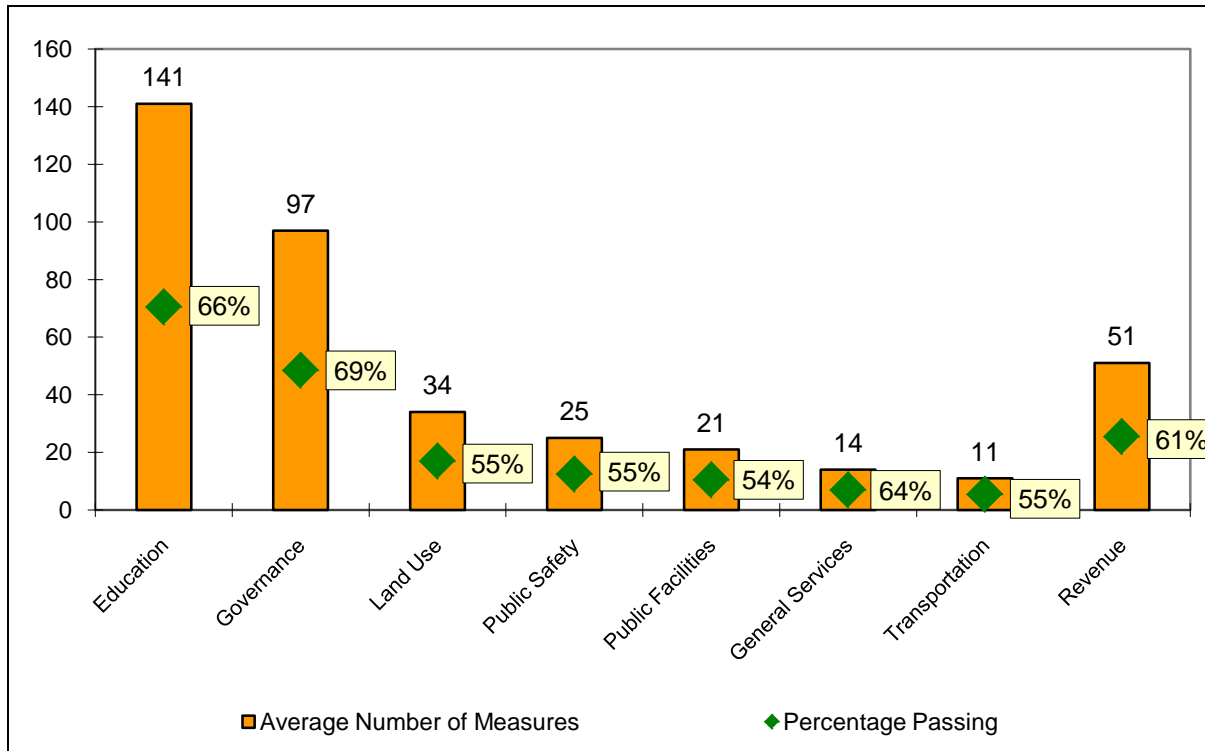
- Among the eight topic areas for local ballot measures, education issues continue to be the most common ballot measure, with slightly more than one-third (34%) of all measures between 1995 and 2010 focused on this topic. The number of education measures has exceeded the number of measures dealing with other specific topics. (See Trend Table B).
- Earlier years have been re-coded to capture revenue measures. With this revision revenue represents 12 percent of the total ballot measures in local elections. In the 2009 election cycle revenue jumped to 29 percent of the local election ballot measures from the mid-teens seen in the previous two years. In 2010 revenue has returned to a lower rate of 20 percent (See Trend Table B).
 - In 2010, among all county measures, revenue issues accounted for about 17 percent; but among city's measures, revenue accounted for about 31 percent of the issues.
 - Since the 2005 election year, no revenue issues have been seen at the school district level.
- Figure 1 displays the trends for ballot measures and the percent of measures passing from 1995-2010. As can be seen in the green trend line representing the number of measures (See Figure 1), the actual number of ballot measures cyclically varies substantially between odd and even years; however, the dashed green trend line in the figure reveals a slight downward trend in the number of measures over the period. By contrast, the orange line representing the percentage of measures passed shows much more stability over time and the dashed trend line reveals a movement toward an increased percentage of measures passed during this timeframe. Thus, while we're seeing a jagged trend toward slightly fewer measures, we're also witnessing a gradual increase in the percentage of those measures passing.

Figure 1: Number of Measures and Percentage Passing, 1995-2010



- Figure 2 provides an overview of the average (mean) number of local ballot measures and the percent of those measures that passed in each of eight topic areas for the past 16 years (1995-2010). As discussed previously, ballot issues dealing with education and governance displayed the largest overall average number of measures, but also revealed the highest average passing rate among the eight topic areas (See Figure 2).

Figure 2: Average Number of Local Ballot Measures Per Year and Percent Passing by Topic for the Past 16 Years



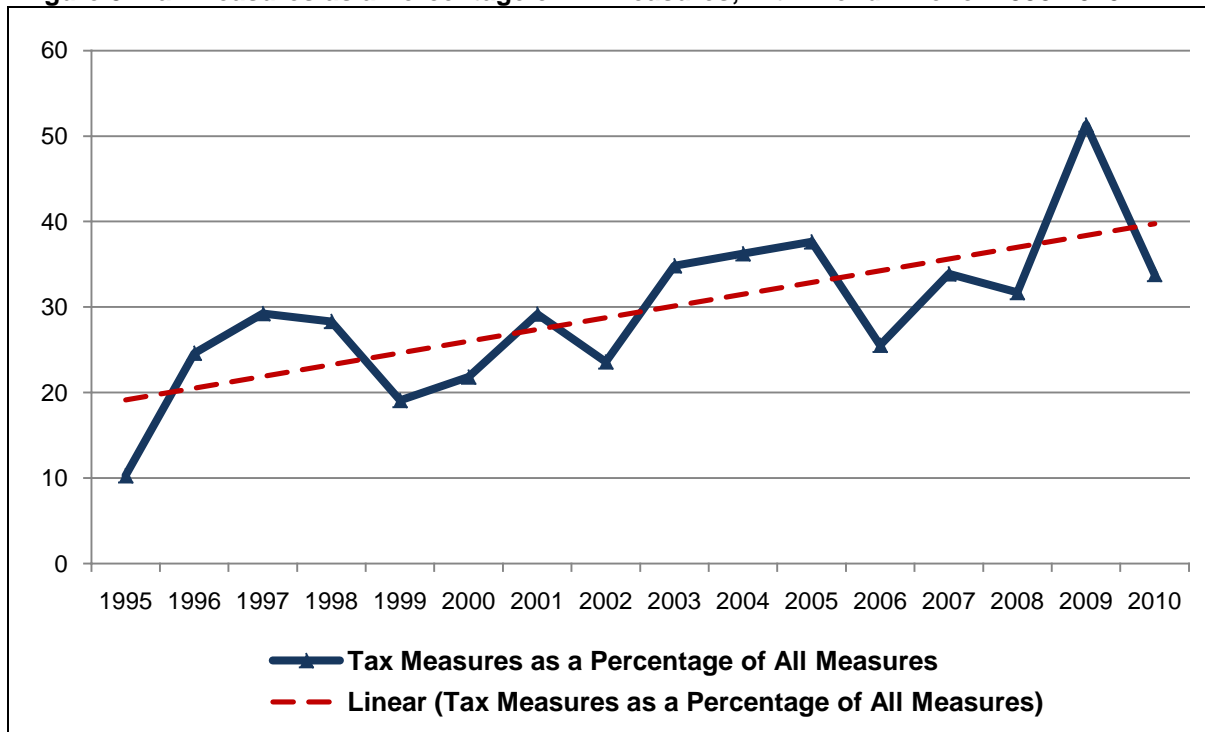
- The level of ballot measures also appeared to have little overall impact on the passing rate for various governmental levels. County measures continue to show the lowest passing rate at 56 percent overall, with school district measures having the best passing rate about ten percent better than county measures at 66 percent (See Trend Table B).
- As reflected in previous reports, county measures showed the greatest disparity in passing rates between odd and even year elections, faring much better in odd year elections. For example, county elections witnessed a 16 percent better passing rate for *tax* propositions, a 34 percent better passing rate for *recall* measures, a 23 percent better passing rate for *bond* proposals (See Trend Table A).
- Among the six types of ballot measures identified in the CEDA data, *charter amendments*, *bonds* and *recalls* had the highest pass rates, 77 percent, 67 percent and 66 percent respectively, while *initiatives* and *taxes* had the lowest pass rates with 49 percent and 54 percent passing (See Trend Table A).

Trends in Bond and Tax Measures

Bonds and *tax* measures each make up slightly more than one-quarter of all the measures at 26 and 29 percent respectively, a little more than one-half (55%) of all ballot measures over the 16 years of election results tracked by CEDA. *Ordinances* and *charter amendments*, affecting policy shifts in local government, constituted another one-third (34%). *Initiatives* and *recalls* continue to account for only six percent of total local ballot measures (See Trend Table A).

- The overall percentage of measures devoted to taxes during the past 16 years has been gradually trending upward. The trend continued in 2010, although the percentage of tax measures decreased to 34 percent from a high of 51 percent in 2009 (See Figure 3).

Figure 3: Tax Measures as a Percentage of All Measures, with Trend Line for 1995-2010



- School districts remain responsible for the vast majority of the *bonds* placed before voters—about 93 percent over 16 years of data collection. Bonds continue to make up three-quarters (approximately 72%) of the six types of measures in school district elections.

In the 16 years that CEDA has been collecting data, bond measures had much higher rates of passage than did tax measures. With the 2010 election, the average pass rate for bonds remained unchanged, some 13 percent above taxes at 67 and 54 percent respectively.

- Another trend observed during the 16-year data collection is that pass rates for tax measures are consistently higher in odd-numbered years than in even-numbered years—an average of 59 percent in odd years compared with 52 percent for the even-numbered years. As noted above with regard to general pass rates, counties saw the biggest differences between pass rates for taxes in odd versus even years, with an average pass rate of 55 percent in odd years and 39 percent in even years. The discrepancy for odd and even years decreased slightly for cities with the 2010 election—an average 61 percent pass rate

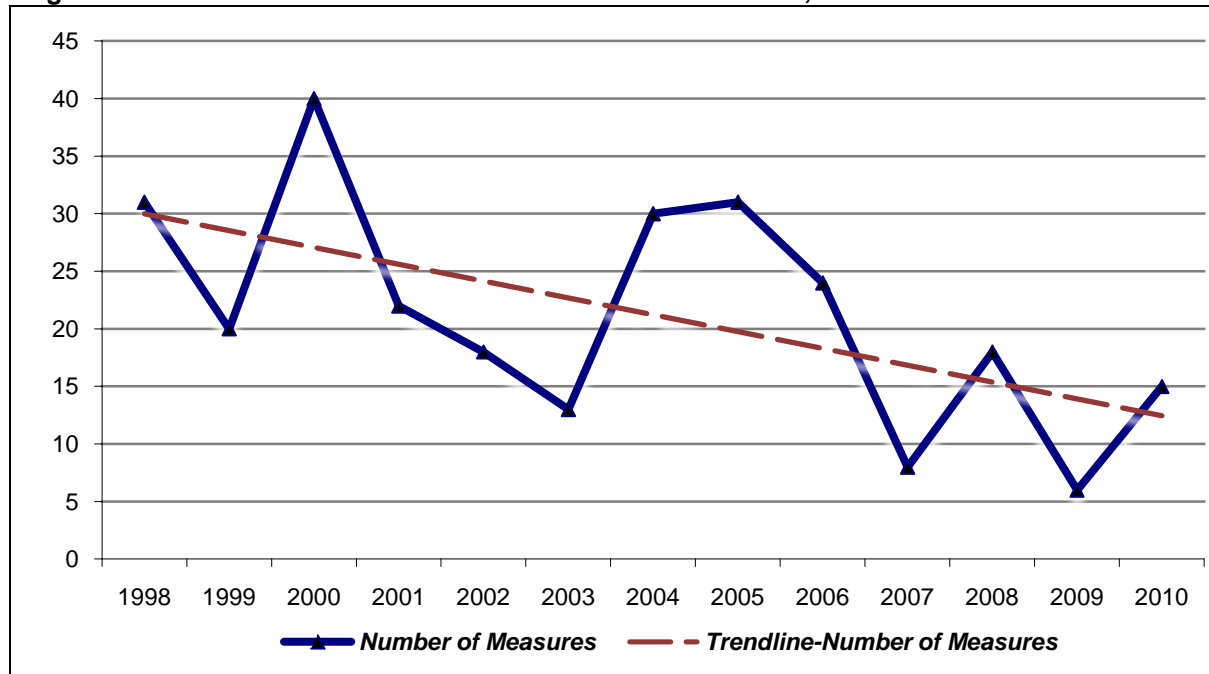
in odd years and a 56 percent pass rate in even years. In contrast, tax measures for School Districts pass at the same rate for odd and even years—an average of 59 percent (See Trend Table A).

- On the other hand, on average, pass rates for bond measures appear better in even-numbered years than in odd-numbered years (72% vs. 53% respectively). However, while bond measures are considerably more likely to pass in even years versus odd years for cities (64% vs. 52%) and in school districts (73% vs. 52%); they are more likely to pass in odd numbered years rather than even years for counties (73% vs. 50% respectively) (See Trend Table A).

Trends in Community Services Districts and County Service Areas Measures

Community Service Districts (CSDs) and County Service Areas (CSAs) were introduced just before the turn of the new century as an accommodation to the tax restrictions posed by Proposition 13. Portions of a county could form a special district and agree to tax themselves to provide services that the population as a whole might not support. CEDA began tracking community service district ballot measures in 1998. Despite considerable fluctuation in the number of CSD/CSA measures during the subsequent 13-year period, speculation that the number would increase over time has not been supported by the trend data (see the dashed trend line in Figure 3 below). As seen in Figure 3, there have been a vacillating number of CSDs/CSAs measures during this period; however, there has been a gradual decrease in the number of measures from 1998 to 2010. With the exception of 2005, the number of CSD measures increases in even years and decreases in odd years.

Figure 4: Number of Measures and Trend Line for CSDs/CSAs, 1998-2010

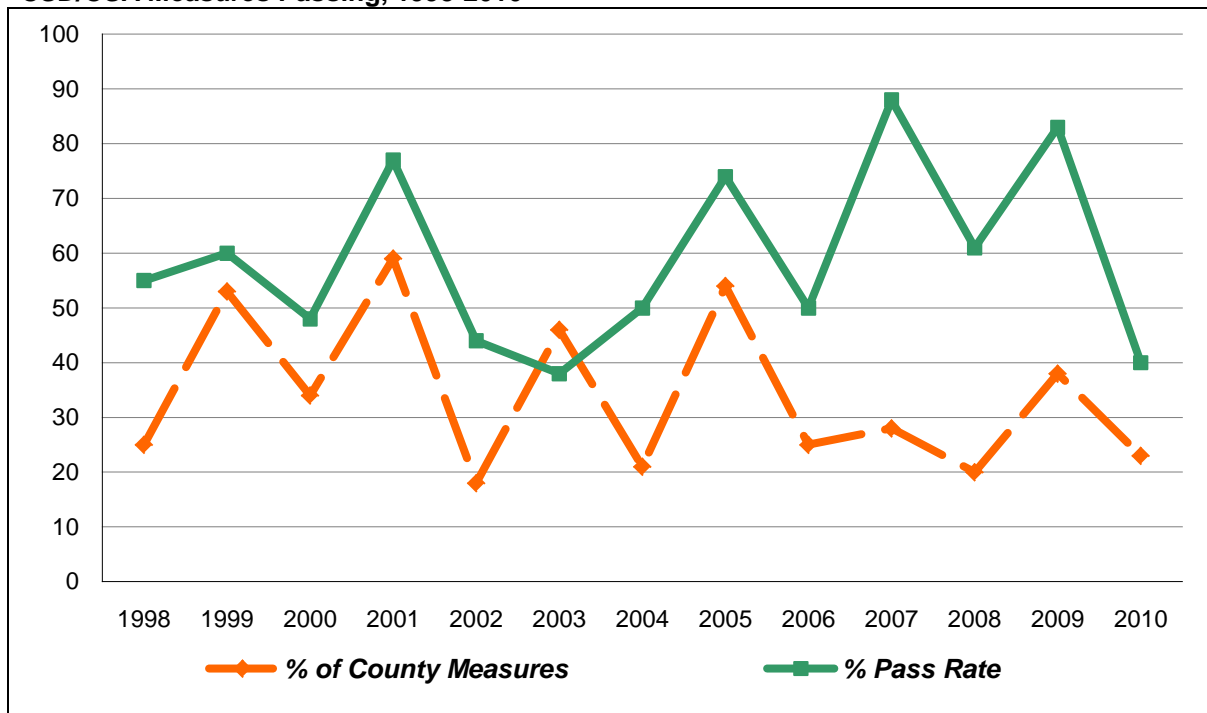


- As discussed in previous trend summaries, one important question is whether CSD/CSA measures lose effectiveness in terms of their passage rate as they become a larger percentage of all county measures. This year’s data provides additional information to

consider in this question. First, although the percentage of measures for CSDs/CSAs varied up and down through the 2005 election, the overall trend since 2006 has been downward—essentially these measures are accounting for a smaller and smaller percentage of all county measures. In 2010, they accounted for less than a quarter of county measures. This is in marked contrast to 2005 when they comprised more than one-half of county ballot measures. Moreover, the percentage of these measures and their passage rates seem to be synchronized (except for 2003 and 2007). (See Figure 4 below).

- In the 13 years of CEDA data on CSD/CSA elections (1998-2010), 276 ballot measures have presented CSD/CSA issues across the 58 counties. However, the use of CSD/CSA measures varied widely among these counties. Eight counties accounted for over two-thirds (70%) of CSD/CSA-related measures—Contra Costa (22), El Dorado (42), Kern (17), Marin (41), Riverside (19), San Diego (20), San Luis Obispo (20) and Siskiyou (12). By contrast, 47 counties have had 5 or fewer CSD/CSA measures on their ballots over the 13-year period (See Trend Table C).

Figure 5: CSD/CSA Measures as a Percentage of All County Measures and Percentage of CSD/CSA Measures Passing, 1998-2010



- In the years since their inception, the principal type of CSD/CSA measure has involved *taxes* (193; 70%). Interestingly, another funding mechanism, *bond measures*, has only appeared as CSD/CSA proposals five times (1% of the total measures). Behind *taxes*, *ordinances* (28; 10%) and *Gann Limit* issues (27; 10%) were a distant second and third in terms of prevalence on the ballot. *Recalls* (18), *bond measures* (5) and *advisory measures* (5) together only accounted for about 10 percent of the total number of measures during the 13-year period (See Trend Table D).
 - During the 13 years since their inception, CSD/CSA-related tax measures were passed slightly less than one-half (46%) of the time. As with other tax related ballot measures,

CSD/CSA measures in this area were more apt to pass in the odd-year elections (59% pass) and more apt to fail in even years (61% fail). Including this most recent year (2010) of data CSDs/CSAs have slightly higher passage rates in terms of tax measures than counties, 46 and 40 percent respectively. On the other hand, cities do slightly better than CSDs/CSAs, passing 53 percent of their tax measures, while school districts enjoy the greatest success with these measures a 57 percent passage rate (See Trend Tables A & D).

- With the addition of the 2010 election year data, when we separate out CSD/CSA measures from all county measures, we see that non-CSD/CSA and CSD/CSA measures passed at nearly identical rates, 58 and 57 percent respectively. However, CSDs/CSAs did much better than other county measures when the ballot measure involved taxes. County tax measures that are non-CSD/CSA measures had a 41 percent pass rate, while CSD/CSA tax measures enjoyed a 46 percent passage rate (See Trend Table E).
- *Public safety* remains the most common focus of CSD/CSA measures, comprising slightly less than one-third of all measures (86 of the 276 measures; 31%). *General services* (38) was the second most prevalent focus of CSD/CSA ballot measures, followed by *revenue* (36), *governance* (34), *transportation* (31), *public facilities* (30), *environment* (6), and *land use* (4) measures.
 - It is interesting to note that there were no *governance* measures in the first two years that CSDs/CSAs tracking was initiated (1998-99), but *governance* has appeared as a CSD/CSA issue in every election since then. *Public facilities* measures have appeared in all but four years (1999, 2003, 2008, and 2010). By contrast, *land use*, which also did not appear as CSD/CSA measures in 1998, has only appeared in two elections, 2000 and 2005. Also interesting is the fact that *public safety* measures, the most common CSD/CSA measure, has not appeared on the ballot in the last two odd year elections (2007 and 2009), their only absences from the ballot since 1998 (See Trend Table F).

TRENDS REGARDING CANDIDATES

The addition of the 2010 data reinforces previous findings that stable patterns have emerged with regard to the number of candidates seeking offices, and distribution of candidates across the various local offices that are tracked.

- The total number of candidates for local offices (county boards of supervisors, other county offices, city councils, and local school boards) is consistently more than twice as high in even-numbered as opposed to odd-numbered years (See Trend Table G).
- In the 16 years of CEDA data collection, school district candidates have comprised just under one half (48%) of all candidates for local offices. As might be expected given the raw number of offices at various levels of local government, candidates for city offices make up about 38 percent of the local candidates, while the smallest percentage of local election candidates reflects those seeking county offices (about 14%).
- In the on-year elections, city candidates and school district candidates are fairly similar in terms of the number of candidates. However, with the exception of the 2007 election, school district candidates have the largest number of candidates in the off-year election

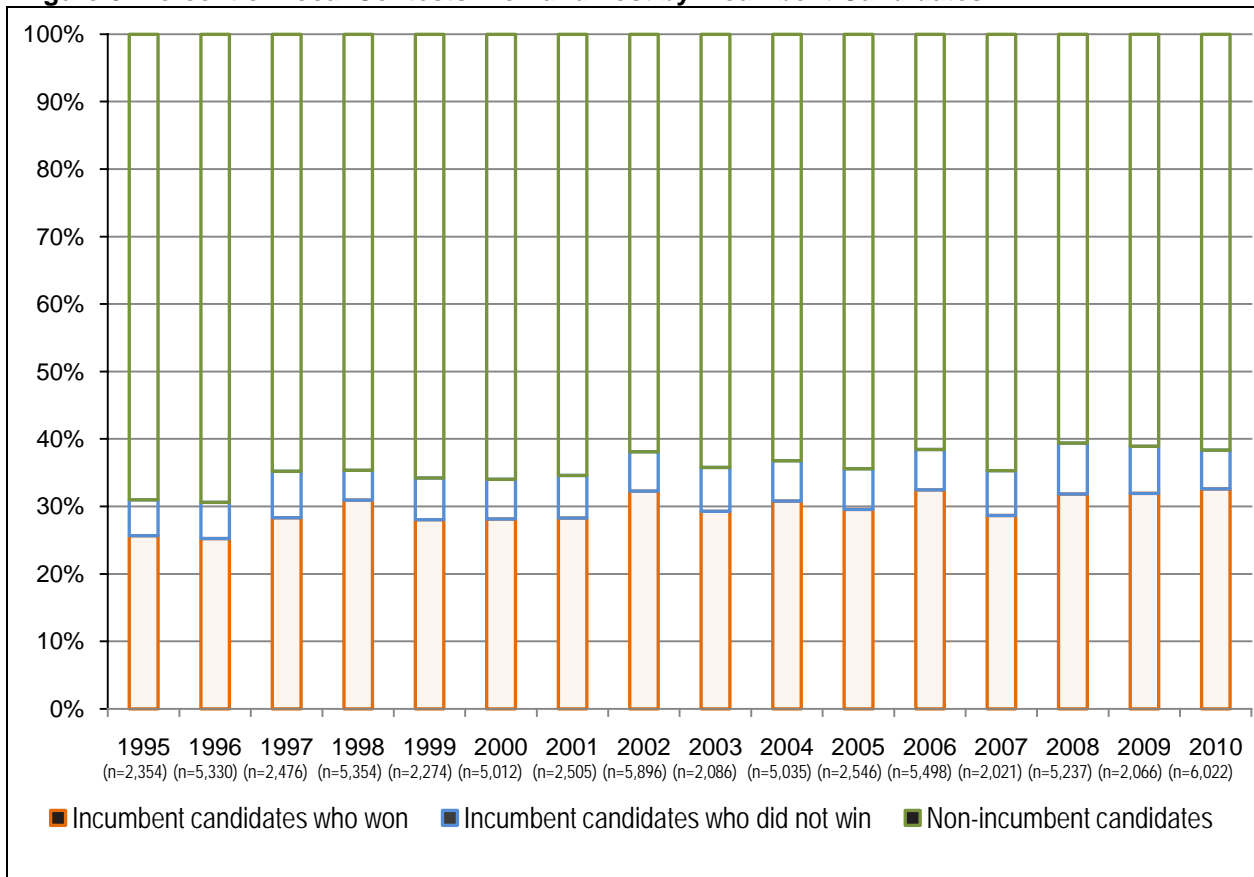
cycles where they make up more than half of the candidates on the ballot (See Trend Table G).

- In three of the prior even-year elections, 2000, 2004 and 2008, there were slightly greater percentages of city candidates than of school district candidates. However, in 2010 there were more school district candidates than city candidates.
- The percentage of candidates running for county offices “pops” upward on on-cycle election years. In the 16 years of CEDA data collection, the county candidates averaged 18 percent of all local election candidates in the even years, but comprised only 6 percent of the candidates in the odd years (See Trend Table G).
- Over the 16 years of data collection, county candidates made up about 14 percent of all candidates in local elections (See Trend Table H).
 - Among candidates for county offices, 36 percent were running for County Supervisor positions, while 22 percent were seeking CSD/CSA seats.
- On average, during the 16 years of CEDA data collection, slightly less than one-third (32%) of all candidates for local offices were incumbents (See Trend Table I).
 - About 34 percent of those seeking school district seats were incumbents.
 - Approximately 26 percent of those seeking city council positions were incumbents.
 - About 29 percent of those seeking county supervisor seats were incumbents, however, with the exception of 1997 when there were 5 County Supervisor seat races open, there are typically no races for County Supervisor in odd-year elections.
- During the 16 year period, four out of every five (80%) incumbents running for local reelection win their respective offices (See Figure 5 and Trend Table I).
 - Eighty four percent (84%) of those winning county supervisor¹ seats held the office.
 - About 79 percent of incumbent city council office holders win their elections.
 - Seventy-seven percent (77%) of incumbent school district candidates win their elections (See Trend Table I).
- In local elections, during the past 16 years, a little more than half (54%) of winning candidates are incumbents. This means that the local political area is seeing a fresh mixture of individuals comprising local elected offices and bodies with each election cycle. Conversely, this also suggests that fears of control of these institutions by a group of long-term political incumbents may be overstated.

¹ This percentage is calculated on those years in which county supervisors were normally up for election. In off years there were either no candidates or a very small number running for vacated seats.

- Sixty-two percent (62%) of winning candidates for county supervisor positions are incumbents.
- About 50 percent of candidates for city council who win are incumbents.
- Fifty-three percent (53%) of winning school district candidates are previous office holders (See Trend Table I).

Figure 6: Percent of Local Contests Won and Lost by Incumbent Candidates



*Runoffs are excluded from totals.

2010 ELECTION DATA

BALLOT MEASURES

California voters faced a total of 482 county, city and school district local ballot measures in 2010 of which 322 or 67% were enacted. The number of measures for 2010 is below the average of 588 measures in even numbered years since 1995, but the pass rate in 2010 was above average for even numbered years. Tax measures were the most common type, accounting for 164 or 34% of all measures. Frequent topics included *education* (149 measures 31%), *governance* (138 measures or 29% of all), *revenue* (95 measures or 20%) and *land use* (30 measures or 6%) (See Trend Table A and Trend Table B).

Bond mania was not as prominent in 2010 as in some prior years, but even in difficult fiscal times local voters were asked to consider many substantial bond measures, most of which were approved. More specifically, voters faced 97 separate local bond measures, approving 70 (72%) and rejecting 27 (See Trend Table A). Examples of prominent approved bond measures included a \$413,000,000 fire, earthquake, and emergency response measure in the City and County of San Francisco, a \$210,000,000 proposal to improve student safety and facilities in the Berkeley, and a \$270,000,000 measure for a variety of purposes in the Fresno Unified School District.

The 2009 CEDA Report noted the unusual number and high success rates of local tax measures. That year a total of 99 tax measures faced local voters of which 66 or 67% were approved. This pattern of approval for local tax measures continued in 2010. Sixty percent of tax measures were approved in 2010 (See Trend Table A). For example, voters in Mono County extended a prior utility users tax to fund mobility, recreation, and arts and culture programs. Voters in the Southern Coachella Valley Community Services District in Riverside County increased the annual special taxes per residential unit to \$85.00 to fund supplemental law enforcement services. Additionally San Mateo-Foster City School District voters increased the expiring school parcel tax by \$96 for seven years. But not all measures were so successful; for instance, a Mendocino County measure to enact the "County Vital Services Transactions and Use Tax" managed to garner only 30% approval.

As always, local voters faced ballot measures consistent with California's tradition of eclectic, entertaining and sometimes eccentric politics. In 2010 these included:

- A San Francisco proposal to amend the charter to require establishment of a film commission, which failed;
- A City of Berkeley proposal to allow residential medical cannabis collectives, with up to 200 square feet of cultivation, which passed;
- A City of Richmond measure to require every person engaged in a marijuana business pay a general business license tax of five percent of its gross receipts, which passed;
- A Crescent City proposal prohibiting the public water system to deliver any product, substance, device, element, medicine or preventative agent, including fluoride; that measure failed.

County Measures. In 2010 there were a total of 64 county ballot measures across 23 counties. Of the 64 county measures, 34 or 53% passed while 30 or 47% failed. The bulk of county measures were tax measures (25) and ordinances (22). The most common topic was governance, with 23 such measures appearing on county ballots.

City Measures. Voters cast ballots on a total of 270 city measures of which 192 or 71% passed. The overall total of city measures is less than the average in even numbered year election since 1996 of 298 measures, though the 71% pass rate is the second highest in any even numbered year since 1995. The majority of city measures dealt with governance (115 or 43%) and revenue (84 or 31%). Common types of city measures were taxes (94 or 35% of all city measures) and ordinances (91 or 34%). There were also 42 proposed charter amendments, most of which passed.

School District Measures. The year 2010 saw a total of 148 school district ballot measures of which 96 or 65% were approved. In comparison, the average for even numbered years since 1995 is 185 with a 72% pass rate and for all years 141 with a 66% pass rate. Therefore the passage rate for 2010 was below average for an even numbered year and comparable to the overall average. Bond measures accounted for 92 of the 148 school district measures.

CANDIDATE ELECTIONS

A total of 6,022 Californians ran for local elected office in 2010, which is the highest number for any year since CEDA has been active. Candidate elections took place at all levels of local government: counties, states, and school districts.

County Races. California counties generally elect their officials in even-numbered years. Counties elect five-member board of supervisors (their four year terms are staggered so not all seats are up each year) except the City and County of San Francisco which has an eleven member board. Counties also elect judges, sheriffs, clerks, district attorneys and members of the governing boards of community service districts (CSD), which are agencies of the county.

Incumbent county supervisors were usually successful in seeking reelection with 83% of incumbents winning their races. However, incumbents accounted for only 61% of all 126 winners: 49 non-incumbents were elected, 16 of who beat incumbents. Boards of Supervisors thus experienced significant turnover in 2010 through a combination of voluntary retirements and incumbent losses.

Tax collectors and treasurers were the county officials most likely to be reelected; all 27 such people who sought reelection won. By contrast, incumbent directors of community service districts, community service areas, and community planning areas were most likely to lose; fully 25% of incumbents in these positions who sought reelection were unsuccessful.

City Races. California cities elected mayors, council members, treasurers, clerks, and a handful of other officials in 2010. By far the most common contests were races for city council.

A total of 569 incumbent city council members sought reelection of which 469 or 82% were victorious. This is a rate comparable to the portion in prior years.

School District Races. More than 1,300 Californians were elected to school boards in 2010. Of these 784 or about 59% were incumbents. Incumbent board candidates won at a rate of 79%

which was lower than the incumbent reelection rate for county supervisors and city council members.

Recall Elections

The California Constitution allows voters the possibility to remove a local elected official if a sufficient number of voters sign a recall petition and a majority approves the recall in a subsequent election. In 2010 voters passed judgment on 27 local officials facing a recall election; 21 (78%) of these recall efforts were successful. Over the years most recalls have been successful; it is relatively rare for local office holders to face a recall effort, but when sufficient signatures are gathered to place the decision on the ballot the official is most commonly replaced.

2010 COUNTY, CITY AND SCHOOL DISTRICT ELECTION DATES BY COUNTY

	2/2	2/23	3/9	4/13	6/8	8/24	8/31	11/2
Alameda	✓				✓			✓
Alpine					✓			✓
Amador					✓			✓
Butte					✓			✓
Calaveras					✓			✓
Colusa					✓			✓
Contra Costa					✓			✓
Del Norte					✓			✓
El Dorado					✓		✓	✓
Fresno					✓			✓
Glenn					✓			✓
Humboldt					✓			✓
Imperial					✓			✓
Inyo					✓			✓
Kern			✓		✓			✓
Lake					✓			✓
Lassen					✓			✓
Los Angeles		✓		✓	✓		✓	✓
Madera					✓			✓
Marin					✓			✓
Mariposa					✓			✓
Mendocino					✓			✓
Merced					✓		✓	✓
Modoc					✓			✓
Mono					✓			✓
Monterey					✓			✓
Napa					✓			✓
Nevada					✓			✓
Orange	✓				✓			✓

2010 COUNTY, CITY AND SCHOOL DISTRICT ELECTION DATES BY COUNTY

	2/2	2/23	3/9	4/13	6/8	8/24	8/31	11/2
Placer					✓			✓
Plumas					✓			✓
Riverside		✓		✓	✓			✓
Sacramento					✓			✓
San Benito					✓			✓
San Bernardino					✓			✓
San Diego					✓			✓
San Francisco					✓			✓
San Joaquin					✓			✓
San Luis Obispo					✓			✓
San Mateo				✓	✓			✓
Santa Barbara					✓			✓
Santa Clara					✓			✓
Santa Cruz					✓			✓
Shasta					✓			✓
Siskiyou					✓			✓
Solano					✓			✓
Sonoma					✓			✓
Stanislaus					✓	✓		✓
Sutter					✓			✓
Tehama					✓			✓
Trinity					✓			✓
Tulare					✓			✓
Tuolumne					✓			✓
Ventura					✓			✓
Yolo					✓			✓
Yuba					✓			✓

TREND TABLE A NUMBER OF BALLOT MEASURES, PERCENT OF TOTAL MEASURES, AND PERCENT PASSING BY TYPE, JURISDICTION AND YEAR

	ALL MEASURES			BONDS			TAXES			ORDINANCE			RECALLS			INITIATIVES			CHARTER AMENDMENT		
	Mean Number of Measures	% of All Measures	Percent Passing	Mean Number of Measures	% of All Measures	Percent Passing	Mean Number of Measures	% of All Measures	Percent Passing	Mean Number of Measures	% of All Measures	Percent Passing	Mean Number of Measures	% of All Measures	Percent Passing	Mean Number of Measures	% of All Measures	Percent Passing	Mean Number of Measures	% of All Measures	Percent Passing
ALL MEASURES																					
1995-2010	416	100	63	110	26	67	120	29	54	91	22	60	16	4	66	10	2	49	51	12	77
EVEN YEARS	588	100	64	156	27	72	167	28	52	136	23	61	17	3	69	15	2	50	71	12	76
ODD YEARS	245	100	61	63	26	53	73	0	59	47	19	60	15	6	64	5	2	45	31	13	77
COUNTY																					
1995-2010	68	16	56	2	3	61	27	40	40	22	33	57	2	3	57	2	3	47	7	10	64
EVEN YEARS	105	18	53	3	3	50	42	40	39	35	33	62	2	2	50	4	4	48	11	11	63
ODD YEARS	31	13	66	2	6	73	11	37	55	10	32	69	2	8	84	0	1	67	2	8	68
CITY																					
1995-2010	207	50	63	6	3	57	68	33	53	62	30	51	7	4	53	8	4	44	44	21	79
EVEN YEARS	298	51	63	8	3	64	100	34	56	94	31	59	10	3	70	11	4	51	59	20	79
ODD YEARS	117	48	64	3	3	52	37	32	61	31	26	54	5	4	70	5	4	45	29	25	78
SCHOOL DISTRICT																					
1995-2010	141	34	66	102	72	65	24	17	57	7	5	65	7	5	62	0	0	50			
EVEN YEARS	185	31	72	145	79	73	24	13	59	8	4	79	5	3	74						
ODD YEARS	97	40	55	58	60	52	25	25	59	6	6	72	8	8	53	0	0	100			

TREND TABLE A NUMBER OF BALLOT MEASURES, PERCENT OF TOTAL MEASURES, AND PERCENT PASSING BY TYPE, JURISDICTION AND YEAR

	ALL MEASURES			BONDS			TAXES			ORDINANCE			RECALLS			INITIATIVES			CHARTER AMENDMENT			
	Number of Measures	% of All Measures	Pass Rate	Number of Measures	% of All Measures	Pass Rate	Number of Measures	% of All Measures	Pass Rate	Number of Measures	% of All Measures	Pass Rate	Number of Measures	% of All Measures	Pass Rate	Number of Measures	% of All Measures	Pass Rate	Number of Measures	% of All Measures	Pass Rate	
ALL MEASURES	1995	253	100	37	91	36	3	26	10	15	46	18	48	8	3	0	8	3	38	55	22	93
	1996	573	100	57	64	11	59	141	25	41	176	31	58	33	6	70	18	3	39	115	20	73
	1997	342	100	60	127	37	58	100	29	56	45	13	69	29	8	38	7	2	71	31	9	81
	1998	572	100	61	144	25	61	162	28	48	115	20	58	19	3	74	9	2	56	94	16	77
	1999	283	100	60	107	38	62	54	19	57	68	24	57	14	5	71	10	4	40	20	7	50
	2000	559	100	58	135	24	59	122	22	39	154	28	58	11	2	100	21	4	67	79	14	67
	2001	233	100	70	73	31	75	68	29	72	33	14	58	21	9	71	1	0	100	25	11	60
	2002	657	100	68	245	37	82	155	24	54	136	21	54	8	1	63	10	2	40	77	12	77
	2003	178	100	63	22	12	59	62	35	48	47	26	72	9	5	89	5	3	40	24	13	75
	2004	712	100	63	179	25	78	258	36	47	144	20	64	11	2	73	14	2	29	72	10	79
	2005	295	100	64	57	19	74	111	38	58	59	20	54	11	4	82	7	2	43	35	12	89
	2006	556	100	62	185	33	65	142	26	56	123	22	63	17	3	29	22	4	36	39	7	82
	2007	180	100	71	23	13	52	61	34	74	40	22	60	13	7	100	1	1	0	38	21	79
	2008	593	100	75	201	34	84	188	32	67	123	21	65	12	2	67	11	2	91	39	7	90
	2009	193	100	63	6	3	50	99	51	67	35	18	63	13	7	69	3	2	33	20	10	60
2010	482	100	67	97	20	72	164	34	60	117	24	67	27	6	78	11	2	55	50	10	76	
COUNTY MEASURES	1995	17	7	53				6	35	33	2	12	0						6	35	83	
	1996	114	20	44	3	3	33	34	30	26	41	36	54	5	4	80	7	6	14	17	15	47
	1997	24	7	63	7	29	57	7	29	71	4	17	100	2	8	50				4	17	25
	1998	125	22	59	1	1	0	53	42	40	32	26	75				4	3	25	25	20	76
	1999	38	13	63	1	3	100	21	55	48	8	21	63							4	11	100
	2000	116	21	49	6	5	83	51	44	27	28	24	50				8	7	88	8	7	38
	2001	37	16	73	3	8	100	14	38	71	11	30	64	4	11	75				1	3	0
	2002	98	15	56	5	5	20	38	39	45	39	40	67	1	1	0	2	2	50	7	7	71
	2003	28	16	64				12	43	25	15	54	100	1	4	0						
	2004	140	20	54	0	2	0	60	43	45	47	34	62	1	1	0	4	3	25	18	13	56
	2005	57	19	63	3	5	67	24	42	67	16	28	56	3	5	100	3	5	67	2	4	50
	2006	95	17	52				45	47	40	30	32	60	4	4	25	2	2	50	6	6	83
	2007	29	16	76	1	3	100	3	10	67	16	55	63	8	28	100						
	2008	90	15	62	3	3	100	33	37	42	40	44	65	1	1	100	2	2	100	4	4	100
	2009	16	8	69				4	25	50	6	38	67	1	6	100				2	13	100
2010	64	13	53	3	5	67	25	39	48	22	34	59	4	6	50	2	3	50	6	9	50	

TREND TABLE A NUMBER OF BALLOT MEASURES, PERCENT OF TOTAL MEASURES, AND PERCENT PASSING BY TYPE, JURISDICTION AND YEAR

	ALL MEASURES			BONDS			TAXES			ORDINANCE			RECALLS			INITIATIVES			CHARTER AMENDMENT			
	Number of Measures	% of All Measures	Percent Passing	Number of Measures	% of All Measures	Percent Passing	Number of Measures	% of All Measures	Percent Passing	Number of Measures	% of All Measures	Percent Passing	Number of Measures	% of All Measures	Percent Passing	Number of Measures	% of All Measures	Percent Passing	Number of Measures	% of All Measures	Percent Passing	
CITY MEASURES	1995	119	47	71	4	3	75	7	6	29	38	32	58				7	6	43	49	41	94
	1996	374	65	60	10	3	30	99	26	43	115	31	59	25	7	76	11	3	55	98	26	78
	1997	144	42	58	2	1	50	70	49	50	28	19	54	9	6	22	7	5	71	27	19	89
	1998	283	49	60	9	3	78	99	35	47	78	28	53	7	2	43	5	2	80	69	24	77
	1999	114	40	54	4	4	75	22	19	55	48	42	48	8	7	100	10	9	40	16	14	38
	2000	297	53	60	11	4	82	65	22	45	113	38	56	6	2	100	13	4	54	71	24	70
	2001	93	40	69	8	9	63	31	33	74	18	19	61	3	3	100	1	1	100	24	26	63
	2002	309	47	60	12	4	83	102	33	58	94	30	48	5	2	60	8	3	38	70	23	77
	2003	89	50	67	2	2	50	14	16	71	29	33	55	6	7	100	5	6	40	24	27	75
	2004	337	47	59	7	2	43	147	44	46	92	27	63	6	2	67	10	3	30	54	16	87
	2005	135	46	61	2	1	0	47	35	55	37	27	51	3	2	33	4	3	25	33	24	91
	2006	253	46	64	10	4	50	82	32	70	85	34	61	6	2	17	20	8	35	33	13	82
	2007	108	60	71	2	2	0	40	37	73	19	18	53	5	5	100	1	1	0	38	35	79
	2008	258	44	73	5	2	100	111	43	71	80	31	65	8	3	50	9	3	89	35	14	89
2009	130	67	61	1	1	0	63	48	68	28	22	61	3	2	33	3	2	33	18	14	56	
2010	270	56	71	2	1	0	95	35	69	91	34	67	16	6	94	8	3	63	44	16	80	
SCHOOL DISTRICT MEASURES	1995	117	46	0	87	74	0	13	11	0	6	5	0	8	7	0	1	1	100			
	1996	85	15	64	51	60	67	8	9	75	20	24	60	3	4	0						
	1997	174	51	61	118	68	58	23	13	70	13	7	92	18	10	44						
	1998	164	29	65	134	82	60	10	6	100	5	3	40	12	7	92						
	1999	131	46	64	102	78	61	11	8	82	12	9	92	6	5	33						
	2000	146	26	62	118	81	55	6	4	67	13	9	100	5	3	100						
	2001	103	44	71	62	60	76	23	22	70	4	4	25	14	14	64						
	2002	250	38	81	228	91	83	15	6	53	3	1	100	2	1	100						
	2003	61	34	56	20	33	60	36	59	47	3	5	100	2	3	100						
	2004	235	33	74	172	73	79	51	22	53	5	2	100	4	2	100						
	2005	103	35	69	52	50	77	40	39	55	6	6	67	5	5	100						
	2006	208	37	64	175	84	66	15	7	33	8	4	88	7	3	43						
	2007	43	24	67	20	47	55	18	42	78	5	12	80									
	2008	245	41	82	193	79	83	44	18	75	3	1	67	3	1	100						
2009	47	24	68	5	11	60	32	68	66	1	2	100	9	19	78							
2010	148	31	65	92	62	74	44	30	45	4	3	100	7	5	57	1	1	0				

TREND TABLE B NUMBER OF BALLOT MEASURES, PERCENT OF TOTAL MEASURES, AND PERCENT PASSING BY TOPIC, JURISDICTION AND YEAR

	ALL MEASURES			EDUCATION			GOVERNANCE			LAND USE			PUBLIC SAFETY			PUBLIC FACILITIES			GENERAL SERVICES			TRANSPORTATION			REVENUE		
	Mean Number of Measures	% of All Measures	Percent Passing	Mean Number of Measures	% of All Measures	Percent Passing	Mean Number of Measures	% of All Measures	Percent Passing	Mean Number of Measures	% of All Measures	Percent Passing	Mean Number of Measures	% of All Measures	Percent Passing	Mean Number of Measures	% of All Measures	Percent Passing	Mean Number of Measures	% of All Measures	Percent Passing	Mean Number of Measures	% of All Measures	Percent Passing	Mean Number of Measures	% of All Measures	Percent Passing
ALL MEASURES																											
1995-2010	416	100	63	141	34	66	97	23	69	34	8	55	25	6	55	21	5	54	14	3	64	11	3	55	51	12	61
EVEN YEARS	588	100	64	185	31	72	140	24	67	50	8	57	39	7	54	31	5	52	17	3	65	16	3	58	76	13	57
ODD YEARS	245	100	61	97	39	55	54	22	72	19	8	50	12	5	55	11	4	60	12	5	63	6	2	49	25	10	71
COUNTY																											
1995-2010	68	16	56	1	1	78	19	28	67	7	10	46	8	12	44	8	12	48	5	7	66	7	10	62	8	11	45
EVEN YEARS	105	18	53	1	1	67	29	28	65	11	10	48	14	13	43	12	11	40	6	5	64	11	11	61	12	11	43
ODD YEARS	31	13	66	0	1	100	9	29	76	3	9	38	3	9	52	4	13	73	4	12	69	3	10	68	3	11	52
CITY																											
1995-2010	207	50	63	1	1	70	76	37	69	28	13	57	17	8	60	13	6	58	10	5	64	4	2	43	43	21	64
EVEN YEARS	298	51	63	2	1	77	110	37	68	39	13	59	25	8	61	19	7	59	11	4	66	5	2	51	64	22	60
ODD YEARS	117	48	64	1	1	57	43	37	71	16	14	52	9	8	56	6	5	55	9	7	61	3	2	25	22	19	74
SCHOOL																											
1995-2010	141	34	66	139	98	66	2	1	65																0	0	50
EVEN YEARS	185	31	72	183	99	72	2	1	50																1	0	50
ODD YEARS	97	40	55	95	98	55	2	2	79																0	0	0

TREND TABLE B NUMBER OF BALLOT MEASURES, PERCENT OF TOTAL MEASURES, AND PERCENT PASSING BY TOPIC, JURISDICTION AND YEAR

	ALL MEASURES			EDUCATION			GOVERNANCE			LAND USE			PUBLIC SAFETY			PUBLIC FACILITIES			GENERAL SERVICES			TRANSPORTATION			REVENUE			
	Number of Measures	% of All Measures	Percent Passing	Number of Measures	% of All Measures	Percent Passing	Number of Measures	% of All Measures	Percent Passing	Number of Measures	% of All Measures	Percent Passing	Number of Measures	% of All Measures	Percent Passing	Number of Measures	% of All Measures	Percent Passing	Number of Measures	% of All Measures	Percent Passing	Number of Measures	% of All Measures	Percent Passing	Number of Measures	% of All Measures	Percent Passing	
ALL MEASURES	1995	253	100	37	121	48	3	63	25	84	16	6	63	12	5	50	14	6	50				2	1	0	5	2	60
	1996	573	100	57	84	15	68	217	38	65	54	9	56	39	7	51	38	7	37	10	2	40	8	1	50	87	15	46
	1997	342	100	60	175	51	62	43	13	67	19	6	68	12	4	42	15	4	40	38	11	61	4	1	50	10	3	70
	1998	572	100	61	158	28	66	130	23	64	46	8	70	41	7	49	33	6	58	28	5	82	23	4	70	75	13	43
	1999	283	100	60	119	42	61	62	22	63	29	10	41	14	5	57	4	1	75	14	5	57	8	3	88	23	8	65
	2000	559	100	58	151	27	62	141	25	64	73	13	55	32	6	50	39	7	67	20	4	55	21	4	43	5	1	20
	2001	233	100	70	105	45	71	46	20	67	7	3	71	11	5	73	19	8	58	7	3	71	4	2	25	31	13	87
	2002	657	100	68	250	38	81	144	22	66	44	7	43	42	6	57	35	5	49	20	3	60	10	2	40	85	13	62
	2003	178	100	63	61	34	56	52	29	73	15	8	60	12	7	50	5	3	60	6	3	100	8	4	38	13	7	62
	2004	712	100	63	234	33	74	143	20	73	58	8	52	55	8	47	37	5	38	23	3	70	25	4	76	110	15	47
	2005	295	100	64	102	35	70	61	21	70	28	9	39	18	6	44	14	5	64	18	6	67	13	4	62	33	11	70
	2006	556	100	62	208	37	64	109	20	60	51	9	61	37	7	73	22	4	41	12	2	58	22	4	50	61	11	62
	2007	180	100	71	43	24	67	63	35	81	18	10	39	5	3	100	8	4	88	7	4	86	4	2	25	31	17	68
2008	593	100	75	246	41	82	99	17	75	43	7	72	39	7	49	32	5	66	10	2	80	14	2	50	92	16	77	
2009	193	100	63	47	24	68	42	22	64	17	9	47	10	5	60	7	4	86	8	4	25	2	1	0	56	29	71	
2010	482	100	67	149	31	65	138	29	74	30	6	47	27	6	67	12	2	75	9	2	56	7	1	71	95	20	65	
COUNTY MEASURES	1995	17	7	53			7	41	71	3	18	33				3	18	67				1	6	0	3	18	33	
	1996	114	20	44	1	1	100	44	39	59	12	11	33	8	7	38	16	14	13	1	1	100	4	4	75	16	14	31
	1997	24	7	63	1	4	100	5	21	60	3	13	100	2	8	0	5	21	40	5	21	80	1	4	100	1	4	0
	1998	125	22	59				24	19	75	13	10	62	14	11	36	13	10	38	18	14	72	16	13	75	12	10	25
	1999	38	13	63				5	13	80	0	0	0	3	8	33	3	8	67	7	18	29	8	21	88	7	18	86
	2000	116	21	49	1	1	100	22	19	64	17	15	35	14	12	36	16	14	44	8	7	63	16	14	44	3	3	33
	2001	37	16	73	2	5	100	12	32	58	1	3	100	7	19	100	6	16	67	4	11	75	1	3	0	4	11	75
	2002	98	15	56				34	35	71	7	7	71	15	15	33	11	11	36	7	7	57	5	5	40	12	12	67
	2003	28	16	64				10	36	90	0	0	0	5	18	40				2	7	100	2	7	50	6	21	17
	2004	140	20	54	3	2	33	32	23	66	14	10	14	22	16	50	13	9	54	4	3	50	21	15	76	17	12	41
	2005	57	19	63				12	21	67	6	11	33	6	11	33	8	14	75	9	16	78	9	16	78	4	7	50
	2006	95	17	52				28	29	54	10	11	70	11	12	55	8	8	38	2	2	50	15	16	40	12	13	33
	2007	29	16	76				14	48	93	5	17	0				5	17	100	2	7	100	2	7	50			
2008	90	15	62	1	1	100	25	28	76	7	8	86	14	16	43	14	16	50	4	4	75	7	8	57	11	12	64	
2009	16	8	69				7	44	86	3	19	33				3	19	100				1	6	0	2	13	50	
2010	64	13	53				23	36	57	6	9	50	12	19	50	2	3	100	1	2	0	5	8	80	11	17	45	

TREND TABLE C COMMUNITY SERVICE DISTRICT AND COUNTY SERVICE AREA MEASURES BY COUNTY

	1998			1999			2000			2001			2002			2003			2004			2005			2006			2007			2008			2009			2010			1998-2010								
	N	%	% Pas-sing	N	%	% Pas-sing	N	%	% Pas-sing	N	%	% Pas-sing	N	%	% Pas-sing	N	%	% Pas-sing	N	%	% Pas-sing	N	%	% Pas-sing	N	%	% Pas-sing	N	%	% Pas-sing	N	%	% Pas-sing	N	%	% Pas-sing	N	%	% Pas-sing									
Butte	2	67	100				1	100	100																										3	38	100											
Calaveras																		3	100	100					1	50	0										4	67	75									
Contra Costa	2	67	50				4	80	25	1	100	100	2	100	50			3	60	67	3	100	100	1	33	100	2	100	100	3	100	67			1	50	100	22	79	68								
El Dorado	2	12	50				7	78	29				1	50	100	6	100	17	2	20	100	14	88	64	2	100	0	3	100	100	1	50	0	1	100	0	3	75	67	42	74	50						
Fresno	1	50	100																																			1	9	100								
Humboldt																			1	25	100	2	100	0				1	100	0								4	40	25								
Imperial																					1	50	100																1	13	100							
Inyo							1	50	100																														1	13	100							
Kern	6	100	50				2	100	0	4	100	75							3	100	33				1	33	100								1	100	0	17	81	47								
Lake																					1	100	0				1	100	100										2	33	50							
Lassen							1	33	0				4	80	25				1	100	100				1	100	0												7	64	29							
Marin				4	100	100	5	100	80	10	91	90	3	100	100	1	100	100				2	100	100	4	100	100	1	100	100	3	75	100	1	100	100	7	88	43	41	84	85						
Mendocino				1	100	0							1	100	0				1	50	100																			3	33	33						
Monterey													1	100	0																										1	10	0					
Nevada							1	100	100																																1	25	100					
Orange	1	100	100																1	100	100																				2	11	100					
Placer	1	33	100																								1	33	0												2	22	50					
Plumas							1	100	100	2	100	100							1	50	100																					4	67	100				
Riverside	2	40	50	8	100	38				2	100	0	2	67	50	2	100	0	2	100	100																				1	25	0	19	83	37		
Sacramento	2	40	100				3	75	33																			1	100	100												6	43	67				
San Bernardino	2	100	50				3	100	67				1	100	0	1	100	0	1	50	0				1	33	100															11	73	55				
San Diego	10	83	30				3	60	33	1	100	100	2	40	0				3	33	33							1	20	100												20	44	35				
San Joaquin																											1	100	100															1	33	100		
San Luis Obispo				5	100	100	1	33	0				1	50	100				4	67	50	4	100	100	5	83	40															20	77	70				
San Mateo																					1	14	100					1	25	100													2	11	100			
Santa Barbara										1	100	0																															3	25	33			
Santa Cruz																											1	100	0															1	11	0		
Shasta							1	100	0																																		2	100	0	4	100	25
Siskiyou							2	100	100																																			12	75	25		

TREND TABLE C COMMUNITY SERVICE DISTRICT AND COUNTY SERVICE AREA MEASURES BY COUNTY

	1998			1999			2000			2001			2002			2003			2004			2005			2006			2007			2008			2009			2010			1998-2010		
	N	%	% Pas-sing	N	%	% Pas-sing	N	%	% Pas-sing	N	%	% Pas-sing	N	%	% Pas-sing	N	%	% Pas-sing	N	%	% Pas-sing	N	%	% Pas-sing	N	%	% Pas-sing	N	%	% Pas-sing	N	%	% Pas-sing	N	%	% Pas-sing	N	%	% Pas-sing			
Sonoma							1	20	100	1	100	100				1	100	100							1	50	0													4	27	75
Stanislaus																									1	50	0		1	25	0							2	25	0		
Sutter				1	100	0																			1	100	0										2	33	0			
Trinity																									2	100	100										2	40	100			
Tulare																1	100	100	1	100	100																2	67	100			
Tuolumne				1	100	0	1	33	0																			1	100	100							3	33	33			
Yolo																															1	100	100				1	50	100			
Yuba							2	67	50										1	25	0																3	30	33			
Total for CSD/CSA Measures Over All Counties	31	25	55	20	53	60	40	34	48	22	59	77	18	18	44	13	46	38	30	21	50	31	54	74	24	25	50	8	28	88	18	20	61	6	38	83	15	23	40	276	30	57

TREND TABLE D NUMBER OF COMMUNITY SERVICE DISTRICT AND COUNTY SERVICE AREA MEASURES, PERCENT OF TOTAL COUNTY MEASURES, AND PERCENT PASSING BY TYPE AND YEAR

	ALL CSD/CSA			TAXES			BONDS			ADVISORY			RECALLS			GANN LIMIT			ORDINANCE		
	Number of Measures	% of County Measures	Pass Rate	Number of Measures	% of County Measures	Pass Rate	Number of Measures	% of County Measures	Pass Rate	Number of Measures	% of County Measures	Pass Rate	Number of Measures	% of County Measures	Pass Rate	Number of Measures	% of County Measures	Pass Rate	Number of Measures	% of County Measures	Pass Rate
1998	31	25	55	22	18	45										1	1	0	8	6	88
1999	20	53	60	16	42	56										3	8	100	1	3	0
2000	40	34	48	28	24	29	1	1	100	3	3	67				6	5	100	2	2	100
2001	22	59	77	12	32	75	2	5	100				3	8	100	3	8	100	2	5	0
2002	18	18	44	14	14	36										4	4	75			
2003	13	46	38	11	39	27										0	0	0	2	7	100
2004	30	21	50	24	17	42				1	1	100				2	1	100	3	2	67
2005	31	54	74	23	40	65	2	4	100				3	5	100	1	2	100	2	4	100
2006	24	25	50	15	16	47							4	4	25	1	1	100	4	4	75
2007	8	28	88	3	10	67							3	10	100	1	3	100	1	3	100
2008	18	20	61	11	12	45				1	1	0				4	4	100	2	2	100
2009	6	38	83	3	19	67							1	6	100	1	6	100	1	6	100
2010	15	23	40	11	17	36							4	6	50						
1998-2010	276	30	57	193	21	46	5	1	100	5	1	60	18	2	72	27	3	93	28	3	79

TREND TABLE D NUMBER OF COMMUNITY SERVICE DISTRICT AND COUNTY SERVICE AREA MEASURES, PERCENT OF TOTAL COUNTY MEASURES, AND PERCENT PASSING BY TYPE AND YEAR

	ALL CSD/CSA			TAXES			BONDS			ADVISORY			RECALLS			GANN LIMIT			ORDINANCE		
	Number of Measures	% of County Measures	Pass Rate	Number of Measures	% of County Measures	Pass Rate	Number of Measures	% of County Measures	Pass Rate	Number of Measures	% of County Measures	Pass Rate	Number of Measures	% of County Measures	Pass Rate	Number of Measures	% of County Measures	Pass Rate	Number of Measures	% of County Measures	Pass Rate
1998	31	25	55	22	18	45							1	1	0	8	6	88			
1999	20	53	60	16	42	56							3	8	100	1	3	0			
2000	40	34	48	28	24	29	1	1	100	3	3	67				6	5	100	2	2	100
2001	22	59	77	12	32	75	2	5	100				3	8	100	3	8	100	2	5	0
2002	18	18	44	14	14	36							4	4	75						
2003	13	46	38	11	39	27							0	0	0	2	7	100			
2004	30	21	50	24	17	42				1	1	100				2	1	100	3	2	67
2005	31	54	74	23	40	65	2	4	100				3	5	100	1	2	100	2	4	100
2006	24	25	50	15	16	47							4	4	25	1	1	100	4	4	75
2007	8	28	88	3	10	67							3	10	100	1	3	100	1	3	100
2008	18	20	61	11	12	45				1	1	0				4	4	100	2	2	100
2009	6	38	83	3	19	67							1	6	100	1	6	100	1	6	100
2010	15	23	40	11	17	36							4	6	50						
1998-2010	276	30	57	193	21	46	5	1	100	5	1	60	18	2	72	27	3	93	28	3	79

TREND TABLE F NUMBER OF COMMUNITY SERVICE DISTRICT AND COUNTY SERVICE AREA MEASURES, PERCENT OF TOTAL COUNTY MEASURES, AND PERCENT PASSING BY TOPIC AND YEAR

	ALL CSD/CSA			LAND USE			PUBLIC SAFETY			GOVERNANCE			ENVIRONMENT			TRANSPORTATION			PUBLIC FACILITIES			GENERAL SERVICES			REVENUE		
	Number of Measures	% of County Measures	Percent Passing	Number of Measures	% of County Measures	Percent Passing	Number of Measures	% of County Measures	Percent Passing	Number of Measures	% of County Measures	Percent Passing	Number of Measures	% of County Measures	Percent Passing	Number of Measures	% of County Measures	Percent Passing	Number of Measures	% of County Measures	Percent Passing	Number of Measures	% of County Measures	Percent Passing	Number of Measures	% of County Measures	Percent Passing
1998	31	25	55				12	10	42				3	2	67	2	2	50	1	1	0	8	6	88	4	3	25
1999	20	53	60				2	5	50				3	8	0	5	13	100				5	13	40	5	13	80
2000	40	34	48	2	2	0	10	9	30	2	2	100				6	5	17	5	4	40	5	4	60	1	1	100
2001	22	59	77				6	16	100	4	11	75				1	3	0	5	14	60	4	11	75	2	5	100
2002	18	18	44				11	11	45	3	3	67							3	3	33	1	1	0			
2003	13	46	38				5	18	40	2	7	100													6	21	17
2004	30	21	50				17	12	47	1	1	0				4	3	50	4	3	50	1	1	0	2	1	100
2005	31	54	74	2	4	0	1	2	100	3	5	100				6	11	100	6	11	67	9	16	78	4	7	50
2006	24	25	50				7	7	71	7	7	43				2	2	50	3	3	0	2	2	50	3	3	67
2007	8	28	88							4	14	100				1	3	0	1	3	100	2	7	100			
2008	18	20	61				8	9	50	2	2	100				2	2	50				1	1	0	5	6	80
2009	6	38	83							2	13	100				1	6	0	2	13	100				1	6	100
2010	15	23	40				7	11	43	4	6	50				1	2	0							3	5	33
1998-2010	276	30	57	4	0	0	86	9	50	34	4	74	6	1	33	31	3	55	30	3	50	38	4	66	36	4	58

TREND TABLE G NUMBER OF CANDIDATES BY JURISDICTION AND YEAR

	NUMBER OF CANDIDATES			
	ALL CANDIDATES	COUNTY CANDIDATES	CITY CANDIDATES	SCHOOL DISTRICT CANDIDATES
1995	2,354	0	732	1,622
1996	5,330	667	2,141	2,522
1997	2,476	23	736	1,717
1998	5,354	1,037	1,893	2,424
1999	2,274	135	724	1,415
2000	5,012	796	2,166	2,050
2001	2,505	189	688	1,628
2002	5,896	1,266	2,188	2,442
2003	2,086	205	566	1,315
2004	5,035	782	2,212	2,041
2005	2,546	167	979	1,400
2006	5,498	1,136	2,132	2,230
2007	2,021	207	811	1,003
2008	5,237	782	2,282	2,173
2009	2,066	143	863	1,060
2010	6,022	1,177	2,321	2,524
Total	61,712	8,712	23,434	29,566

*Runoffs are excluded from totals.

TREND TABLE H NUMBER OF CANDIDATES FOR MAJOR COUNTY OFFICES BY YEAR

	TOTAL NUMBER OF CANDIDATES	NUMBER OF COUNTY CANDIDATES	COUNTY SUPERVISOR CANDIDATES		CSD/CSA CANDIDATES	
			NUMBER OF CANDIDATES	% OF COUNTY CANDIDATES	NUMBER OF CANDIDATES	% OF COUNTY CANDIDATES
1995	2,354	0	0	0	*	*
1996	5,330	667	470	70	*	*
1997	2,476	23	19	83	*	*
1998	5,354	1,037	309	30	22	2
1999	2,274	135	5	4	109	81
2000	5,012	796	441	55	174	22
2001	2,505	189	0	0	186	98
2002	5,896	1,266	306	24	127	10
2003	2,086	205	10	5	175	85
2004	5,035	782	447	57	125	16
2005	2,546	167	4	2	155	93
2006	5,498	1,136	310	27	160	14
2007	2,021	207	10	5	161	78
2008	5,237	782	441	56	174	22
2009	2,066	143	0	0	141	99
2010	6,022	1,177	331	28	170	14
TOTAL	61,712	8,712	3,103	36	1,879	22

*The California Elections Data Archive did not collect information on CSD/CSA candidates until 1998.

**Runoffs are excluded from totals.

TREND TABLE I PERCENT OF INCUMBENT CANDIDATES AND PERCENT OF PREVAILING INCUMBENTS BY MAJOR OFFICE, JURISDICTION AND YEAR

	% OF ALL CANDIDATES		% OF COUNTY SUPERVISOR CANDIDATES	% OF CITY COUNCIL CANDIDATES	% OF SCHOOL DISTRICT CANDIDATES
	Year	Percentage	Percentage	Percentage	Percentage
PERCENT OF CANDIDATES WHO ARE INCUMBENTS	1995	27	0	18	30
	1996	27	24	23	28
	1997	30	5	23	33
	1998	32	30	26	32
	1999	30	0	23	32
	2000	30	30	27	32
	2001	30	0	24	32
	2002	34	34	27	36
	2003	31	0	22	35
	2004	33	28	28	37
	2005	31	0	23	36
	2006	35	29	29	36
	2007	31	0	27	33
	2008	34	30	30	38
	2009	34	0	26	39
	2010	35	28	29	39
1995-2010	32	29	26	34	
PERCENTAGE OF INCUMBENTS WHO WIN	1995	79	0	79	78
	1996	79	75	74	78
	1997	76	0	79	74
	1998	86	87	82	83
	1999	78	0	81	77
	2000	79	90	80	74
	2001	78	0	80	77
	2002	82	81	79	79
	2003	78	0	72	79
	2004	81	81	81	76
	2005	80	0	80	78
	2006	82	90	78	78
	2007	77	0	79	75
	2008	76	86	80	70
	2009	78	0	79	76
	2010	82	83	82	79
1995-2010	80	84	79	77	
PERCENTAGE OF WINNING CANDIDATES WHO ARE INCUMBENTS	1995	50	0	41	51
	1996	48	51	41	47
	1997	49	0	45	50
	1998	57	63	48	53
	1999	51	0	45	52
	2000	52	73	51	49
	2001	50	0	51	50
	2002	57	63	50	56
	2003	51	0	40	55
	2004	55	59	51	57
	2005	52	0	50	52
	2006	56	68	51	55
	2007	50	0	54	48
	2008	56	61	55	54
	2009	54	0	51	55
	2010	59	61	56	59
1995-2010	54	62	50	53	

*Runoffs are excluded from totals.

2010 ELECTION SERIES SUMMARY:
ELECTION OUTCOMES FOR
COUNTY, CITY AND SCHOOL DISTRICT
BALLOT MEASURES AND CANDIDATES

TABLE A SUMMARY OF OUTCOMES FOR ALL COUNTY, CITY AND SCHOOL DISTRICT BALLOT MEASURES BY TYPE OF MEASURE AND COUNTY, 2010

	TAXES		BONDS		CHARTER AMENDMENT		ADVISORY		INITIATIVE		RECALL		GANN LIMIT		ORDINANCE		ALL MEASURES		
	PASS	FAIL	PASS	FAIL	PASS	FAIL	PASS	FAIL	PASS	FAIL	PASS	FAIL	PASS	FAIL	PASS	FAIL	PASS	FAIL	TOTAL
Alameda	11	4	4	1	1	0			0	1					4	1	20	7	54
Amador	0	1					1	0							1	0	2	1	6
Butte	1	0															1	0	2
Colusa	0	1													0	1	0	2	4
Contra Costa	5	5	4	1			0	1	0	1					0	1	9	9	36
Del Norte									0	1							0	1	2
El Dorado	1	1			0	1					2	0			0	1	3	3	12
Fresno	0	4	2	2	1	0									3	1	6	7	26
Glenn			0	1													0	1	2
Humboldt	1	0	4	0	1	0									2	0	8	0	16
Imperial	1	0	1	1													2	1	6
Inyo			1	0											1	0	2	0	4
Kern	0	2	1	0							0	3			3	0	4	5	18
Kings			0	1													0	1	2
Los Angeles	9	7	4	3	6	2	1	0			2	0			4	3	26	15	82
Madera															1	0	1	0	2
Marin	12	5	1	0													13	5	36
Mendocino	0	1	3	0													3	1	8
Merced											2	0			1	1	3	1	8
Modoc	1	0													1	0	2	0	4
Mono	1	0													0	1	1	1	4
Monterey	2	1	4	0	1	0			1	0							8	1	18
Napa	2	1	2	0									1	0			5	1	12
Nevada															1	0	1	0	2
Orange	2	0	3	0	4	1	0	1	3	1	3	0			7	2	22	5	54
Placer	0	2	0	1	5	2			1	0							6	5	22

TABLE A SUMMARY OF OUTCOMES FOR ALL COUNTY, CITY AND SCHOOL DISTRICT BALLOT MEASURES BY TYPE OF MEASURE AND COUNTY, 2010

	TAXES		BONDS		CHARTER AMENDMENT		ADVISORY		INITIATIVE		RECALL		GANN LIMIT		ORDINANCE		ALL MEASURES		
	PASS	FAIL	PASS	FAIL	PASS	FAIL	PASS	FAIL	PASS	FAIL	PASS	FAIL	PASS	FAIL	PASS	FAIL	PASS	FAIL	TOTAL
Plumas			0	1													0	1	2
Riverside	5	3	1	1			2	0			4	1			16	1	28	6	68
Sacramento	5	1	0	1											2	3	7	5	24
San Benito			2	0													2	0	4
San Bernardino	0	2	1	2	2	2	0	1	0	1					1	3	4	11	30
San Diego	0	6	4	0	7	0	0	1	1	0	1	0			2	0	15	7	44
San Francisco	2	2	1	1	1	2									6	5	10	10	40
San Joaquin	2	0	1	0	1	0					1	0			3	0	8	0	16
San Luis Obispo			1	1											4	3	5	4	18
San Mateo	8	2	4	0	1	0									6	0	19	2	42
Santa Barbara	1	2	3	0											0	3	4	5	18
Santa Clara	13	5	7	0	3	1									2	2	25	8	66
Santa Cruz	2	1	1	0													3	1	8
Shasta			0	1							0	2			2	0	2	3	10
Sierra			0	1													0	1	2
Siskiyou	0	1	0	1			0	1			2	0			0	2	2	5	14
Solano	0	2	0	1	1	0											1	3	8
Sonoma	3	0	9	0											5	3	17	3	40
Stanislaus	0	1	0	2	2	0	1	0			3	0			0	1	6	4	20
Sutter	0	0									1	0			0	1	1	1	4
Tulare	1	2	0	2	1	1											2	5	14
Tuolumne	2	0	1	1													3	1	8
Ventura	1	1															1	1	4
Yolo	3	0					5	0									8	0	16
Yuba	1	0															1	0	2
All Counties	98	66	70	27	38	12	10	5	6	5	21	6	1	0	78	39	322	160	482

TABLE B SUMMARY OF OUTCOMES FOR ALL COUNTY, CITY AND SCHOOL DISTRICT BALLOT MEASURES BY TOPIC OF MEASURE AND COUNTY, 2010

	EDUCATION		LAND USE		SAFETY		GOVERNANCE		ENVIRONMENT		TRANSPORT		FACILITIES		HOUSING		GAMBLING		GENERAL SERVICES		REVENUE		OTHER		ALL MEASURES		
	PASS	FAIL	PASS	FAIL	PASS	FAIL	PASS	FAIL	PASS	FAIL	PASS	FAIL	PASS	FAIL	PASS	FAIL	PASS	FAIL	PASS	FAIL	PASS	FAIL	PASS	FAIL	PASS	FAIL	TOTAL
Alameda	7	2	2	2	2	1	1	0			1	0	0	1							7	1			20	7	54
Amador			1	0															1	0	0	1			2	1	6
Butte																					1	0			1	0	2
Colusa								1													0	1			0	2	4
Contra Costa	5	3	0	3	1	0															3	3			9	9	36
Del Norte																			0	1					0	1	2
El Dorado							2	1			0	1							1	0	0	1			3	3	12
Fresno	3	4					3	1													0	2			6	7	26
Glenn	0	1																							0	1	2
Humboldt	4	0	1	0			1								1	0					1	0			8	0	16
Imperial	1	1																			1	0			2	1	6
Inyo	1	0																					1	0	2	0	4
Kern	1	3					1	0											2	1	0	1			4	5	18
Kings	0	1																							0	1	2
Los Angeles	4	7	1	1	1	0	7	3							1	0					11	4	1	0	26	15	82
Madera							1	0																	1	0	2
Marin	1	0			7	5							3	0							2	0			13	5	36
Mendocino	3	0																			0	1			3	1	8
Merced			1	1			2	0																	3	1	8
Modoc							1	0	1	0															2	0	4
Mono			0	1									1	0											1	1	4
Monterey	4	0					2	0					0	1							2	0			8	1	18
Napa	2	0																			3	1			5	1	12
Nevada							1	0																	1	0	2
Orange	7	1	1	2			8	1	1	0	1	0	0	1							3	0	1	0	22	5	54
Placer	0	2					6	2													0	1			6	5	22
Plumas	0	1																							0	1	2
Riverside	0	1			2	0	22	2			1	0									3	3			28	6	68
Sacramento	0	1					2	3													5	1			7	5	24
San Benito	2	0																							2	0	4

TABLE B SUMMARY OF OUTCOMES FOR ALL COUNTY, CITY AND SCHOOL DISTRICT BALLOT MEASURES BY TOPIC OF MEASURE AND COUNTY, 2010

	EDUCATION		LAND USE		SAFETY		GOVERNANCE		ENVIRONMENT		TRANSPORT		FACILITIES		HOUSING		GAMBLING		GENERAL SERVICES		REVENUE		OTHER		ALL MEASURES		
	PASS	FAIL	PASS	FAIL	PASS	FAIL	PASS	FAIL	PASS	FAIL	PASS	FAIL	PASS	FAIL	PASS	FAIL	PASS	FAIL	PASS	FAIL	PASS	FAIL	PASS	FAIL	PASS	FAIL	TOTAL
San Bernardino	1	2	0	1			1	4					2	0							0	2	0	2	4	11	30
San Diego	4	2	2	0			9	0			0	1									0	4			15	7	44
San Francisco	1	0			3	1	4	5			1	0			0	1					1	2	0	1	10	10	40
San Joaquin	3	0					2	0							1	0					2	0			8	0	16
San Luis Obispo	1	0	0	2	0	1	4	1																	5	4	18
San Mateo	10	1	1	0			5	0			1	0			1	0					1	1			19	2	42
Santa Barbara	3	0	0	2	0	1	0	1													1	1			4	5	18
Santa Clara	15	4	0	1			4	2					1	0			1	0	0	1	4	0			25	8	66
Santa Cruz	2	1																			1	0			3	1	8
Shasta	0	1					2	2																	2	3	10
Sierra	0	1																							0	1	2
Siskiyou	0	1					2	2													0	1	0	1	2	5	14
Solano	0	3					1	0																	1	3	8
Sonoma	9	0	3	0			2	2										0	1	3	0				17	3	40
Stanislaus	0	2					5	1										1	0	0	1				6	4	20
Sutter	1	0					0	1																	1	1	4
Tulare	1	4					1	1																	2	5	14
Tuolumne	1	1																			2	0			3	1	8
Ventura	0	1																			1	0			1	1	4
Yolo			1	0	2	0						2	0								3	0			8	0	16
Yuba																					1	0			1	0	2
All Counties	97	52	14	16	18	9	102	36	2	0	5	2	9	3	4	1	1	0	5	4	62	33	3	4	322	160	482

TABLE C. SUMMARY OF ELECTION OUTCOMES FOR ALL COUNTY, CITY AND SCHOOL DISTRICT OFFICES, 2010

		County Supervisor		Director, CSD*		Other County Offices		City Council		Other City Offices		School Board Member		Total	
		Percent	N	Percent	N	Percent	N	Percent	N	Percent	N	Percent	N	Percent	N
Incumbent Candidates	Win	82.8	77	75.0	33	93.8	255	82.4	469	87.8	101	79.1	784	82.5	1,719
	Lose	17.2	16	25.0	11	6.3	17	17.6	100	12.2	14	20.9	207	17.5	365
	Total	100.0	93	100.0	44	100.0	272	100.0	569	100.0	115	100.0	991	100.0	2,084
Non-Incumbent Candidates	Win	20.6	49	52.4	66	37.1	150	25.7	363	24.8	56	34.9	535	31.0	1,219
	Lose	79.4	189	47.6	60	62.9	254	74.3	1,048	75.2	170	65.1	998	69.0	2,719
	Total	100.0	245	100.0	126	100.0	404	100.0	1,411	100.0	226	100.0	1,533	100.0	3,938
Winning Candidates	Incumbent	61.1	77	33.3	33	63.0	255	56.4	469	64.3	101	59.4	784	58.5	1,719
	Non-Incumbent	38.9	49	66.7	66	37.0	150	43.6	363	35.7	56	40.6	535	41.5	1,219
	Total	100.0	126	100.0	99	100.0	405	100.0	832	100.0	157	100.0	1,319	100.0	2,938
Losing Candidates	Incumbent	7.8	16	15.5	11	6.3	17	8.7	100	7.6	14	17.2	207	11.8	365
	Non-Incumbent	92.2	189	84.5	60	93.7	254	91.3	1,048	92.4	170	82.8	998	88.2	2,719
	Total	100.0	205	100.0	71	100.0	271	100.0	1,148	100.0	184	100.0	1,205	100.0	3,084
All Candidates	Incumbent	28.1	93	25.9	44	40.2	272	28.7	569	33.7	115	39.3	991	34.6	2,084
	Non-Incumbent	71.9	238	74.1	126	59.8	404	71.3	1,411	66.3	226	60.7	1,533	65.4	3,938
	Total	100.0	331	100.0	170	100.0	676	100.0	1,980	100.0	341	100.0	2,524	100.0	6,022

*Directors of Community Service Districts, and Community Service Areas

*Runoffs are excluded from totals.

PART 1
VOTE TOTALS, ELECTION OUTCOMES
AND TEXT FOR CITY BALLOT MEASURES

TABLE 1.1 VOTE TOTALS FOR CITY BALLOT MEASURES BY COUNTY, 2010

COUNTY	DATE	CITY	MEASURE TITLE	TYPE OF MEASURE	TOPIC OF MEASURE	VOTE IN FAVOR	TOTAL VOTE	PERCENT OF VOTE	PASS OR FAIL
ALAMEDA	2/2/2010	Alameda	Measure B	Initiative	Land Use: Zoning	2,361	16,158	14.6%	Fail
	6/8/2010	Berkeley	Measure C	Mello/Roos Bond	Facilities: Parks & Recreation	16,341	26,253	62.2%	Fail ^f
		Pleasanton	Measure D	Ordinance	Land Use: Zoning	8,174	17,718	46.1%	Fail
	11/2/2010	Albany	Measure N	Charter Amendment	Governance: Organization	3,424	5,515	62.1%	Pass
			Measure O	Utility Tax	Revenues: Tax Repeal/Reduction/Limit	4,810	5,580	86.2%	Pass
			Measure P	Miscellaneous Tax	Safety: Multiple Emergency Services	4,169	5,788	72.0%	Pass ^f
			Measure Q	Business Tax	Revenues: Tax Creation/Increase/Continuation	4,983	5,908	84.3%	Pass
		Berkeley	Measure R	Ordinance	Land Use	26,120	40,768	64.1%	Pass
			Measure S	Business Tax	Revenues: Tax Creation/Increase/Continuation	33,260	40,085	83.0%	Pass
			Measure T	Ordinance	Land Use: Zoning	25,355	39,424	64.3%	Pass
		Newark	Measure U	Utility Tax	Revenues: Tax Creation/Increase/Continuation	5,850	9,965	58.7%	Pass
		Oakland	Measure BB	Ordinance	Safety: Police	73,006	103,154	70.8%	Pass ^f
			Measure V	Business Tax	Revenues: Tax Creation/Increase/Continuation	74,413	105,561	70.5%	Pass
	Measure W		Utility Tax	Revenues: Tax Creation/Increase/Continuation	45,732	104,081	43.9%	Fail	
	Measure X		Property Tax	Safety	28,788	103,856	27.7%	Pass ^f	
San Leandro	Measure Z	Sales Tax	Revenues: Tax Creation/Increase/Continuation	12,630	20,667	61.1%	Pass		
Union City	Measure AA	Sales Tax	Revenues: Tax Creation/Increase/Continuation	8,608	14,319	60.1%	Pass		
ALPINE	No City Measures								
AMADOR	6/8/2010	Sutter Creek	Measure N	Ordinance	Land Use: Zoning	658	1,300	50.6%	Pass
	11/2/2010	Plymouth	Measure O	Transient Occupancy Tax	Revenues: Tax Creation/Increase/Continuation	151	336	44.9%	Fail
			Measure P	Advisory	General Services: Maintenance	176	327	53.8%	Pass
BUTTE	11/2/2010	Oroville	Measure A	Utility Tax	Revenues: Tax Repeal/Reduction/Limit	2,239	3,059	73.2%	Pass
CALAVERAS	No City Measures								
COLUSA	11/2/2010	Williams	Measure A	Transient Occupancy Tax	Revenues: Tax Creation/Increase/Continuation	233	600	38.8%	Fail
			Measure B	Ordinance	Governance: Organization	249	590	42.2%	Fail
CONTRA COSTA	11/2/2010	Antioch	Measure P	Sales Tax	Revenues: Tax Creation/Increase/Continuation	11,119	23,088	48.2%	Fail
		Concord	Measure Q	Sales Tax	Revenues: Tax Creation/Increase/Continuation	18,250	33,582	54.3%	Pass
		El Cerrito	Measure R	Sales Tax	Revenues: Tax Creation/Increase/Continuation	5,834	9,973	58.5%	Pass
		Pinole	Measure S	Utility Tax	Revenues: Tax Creation/Increase/Continuation	2,761	6,169	44.8%	Fail
		Pleasant Hill	Measure T	Utility Tax	Revenues: Tax Creation/Increase/Continuation	5,237	11,909	44.0%	Fail

^fIndicates measure required 2/3's vote to pass. ^fIndicates measure required 55% vote to pass. All other city measures required a majority vote.

TABLE 1.1 VOTE TOTALS FOR CITY BALLOT MEASURES BY COUNTY, 2010

COUNTY	DATE	CITY	MEASURE TITLE	TYPE OF MEASURE	TOPIC OF MEASURE	VOTE IN FAVOR	TOTAL VOTE	PERCENT OF VOTE	PASS OR FAIL
CONTRA COSTA (continued)	11/2/2010	Richmond	Measure U	Advisory	Land Use: Zoning	10,007	23,998	41.7%	Fail
			Measure V	Business Tax	Revenues: Tax Creation/Increase/Continuation	18,050	23,030	78.4%	Pass
		San Ramon	Measure W	Ordinance	Land Use: Growth Cap/Boundary	5,946	20,772	28.6%	Fail
DEL NORTE	11/2/2010	Crescent City	Measure A	Initiative	General Services: Water	418	973	43.0%	Fail
EL DORADO	11/2/2010	Placerville	Measure H	Sales Tax	General Services: Wastewater/Sewage	2,654	3,538	75.0%	Pass ^f
		South Lake Tahoe	Measure E	Ordinance	Revenues: Tax Repeal/Reduction/Limit	2,010	4,086	49.2%	Fail
FRESNO	6/8/2010	Fresno	Measure A	Charter Amendment	Governance: Organization	34,272	52,933	64.7%	Pass
		Orange Cove	Measure O	Ordinance	Governance: Organization	321	706	45.5%	Fail
		Selma	Measure K	Transient Occupancy Tax	Revenues: Tax Creation/Increase/Continuation	1,097	1,926	57.0%	Fail ^f
	11/2/2010	Reedley	Measure H	Transient Occupancy Tax	Revenues: Tax Creation/Increase/Continuation	1,922	4,177	46.0%	Fail
		San Joaquin	Measure R	Ordinance	Governance: Organization	143	252	56.7%	Pass
		Sanger	Measure L	Ordinance	Governance: Organization	2,288	4,006	57.1%	Pass
GLENN	No City Measures								
HUMBOLDT	11/2/2010	Eureka	Measure N	Ordinance	Land Use: Zoning	5,942	8,637	68.8%	Pass
			Measure O	Sales Tax	Revenues: Tax Creation/Increase/Continuation	4,686	8,570	54.7%	Pass
			Measure P	Charter Amendment	Governance	6,473	7,910	81.8%	Pass
		Ferndale	Measure S	Ordinance	Housing: Affordable	516	692	74.6%	Pass
IMPERIAL	6/8/2010	Calexico	Measure H	Sales Tax	Revenues: Tax Creation/Increase/Continuation	2,031	3,386	60.0%	Pass
INYO	11/2/2010	Bishop	Measure C	Ordinance	Other	615	1,029	59.8%	Pass
KERN	6/8/2010	Ridgecrest	Measure A	Ordinance	General Services: Solid Waste	4,336	5,637	76.9%	Pass
			Measure B	Ordinance	General Services: Solid Waste	4,513	5,651	79.9%	Pass
	11/2/2010	Bakersfield	Measure D	Ordinance	Governance: Personnel/Labor Relations	40,305	72,998	55.2%	Pass
		California City	Measure E	Property Tax	General Services: Water	1,312	2,810	46.7%	Fail ^f
KINGS	No City Measures								
LAKE	No City Measures								
LASSEN	No City Measures								
LOS ANGELES	2/23/2010	Montebello	Recall 1	Recall	Governance: Recall	2,674	3,726	71.8%	Pass
			Recall 2	Recall	Governance: Recall	2,672	3,687	72.5%	Pass
	4/13/2010	El Segundo	Measure M	Utility Tax	Revenues: Tax Creation/Increase/Continuation	1,570	2,217	70.8%	Pass
			Measure N	Business Tax	Revenues: Tax Creation/Increase/Continuation	1,508	2,219	68.0%	Pass

TABLE 1.1 VOTE TOTALS FOR CITY BALLOT MEASURES BY COUNTY, 2010

COUNTY	DATE	CITY	MEASURE TITLE	TYPE OF MEASURE	TOPIC OF MEASURE	VOTE IN FAVOR	TOTAL VOTE	PERCENT OF VOTE	PASS OR FAIL
LOS ANGELES (continued)	4/13/2010	Lancaster	Measure C	Charter Amendment	Governance	8,996	12,670	71.0%	Pass
			Measure I	Ordinance	Other	9,765	12,881	75.8%	Pass
			Measure M	Ordinance	Governance: Organization	7,168	12,936	55.4%	Pass
	6/8/2010	Sierra Madre	Measure ED	Ordinance	Governance	2,359	2,746	85.9%	Pass
			Measure CS	Ordinance	Governance: Personnel/Labor Relations	3,114	6,364	48.9%	Fail ^T
			Measure A	Charter Amendment	Governance: Elections	10,345	20,796	49.7%	Fail
	8/31/2010	Vernon	Measure A	Charter Amendment	Governance: Organizational Structure	38	0	100.0%	Pass
			Measure B	Property Tax	Safety: Multiple Emergency Services	33	5	86.8%	Pass
			Measure C	Charter Amendment	Revenues	32	6	84.2%	Pass
	11/2/2010	Bellflower	Measure A	Ordinance	Revenues: Tax Creation/Increase/Continuation	6,686	13,385	50.0%	Fail
			Measure H	Sales Tax	Revenues: Tax Creation/Increase/Continuation	9,890	23,779	41.6%	Fail
		Carson	Measure O	Utility Tax	Revenues: Tax Creation/Increase/Continuation	2,890	6,408	45.1%	Fail
		La Puente	Measure M	Business Tax	Revenues: Tax Creation/Increase/Continuation	4,017	5,908	68.0%	Pass
			Measure N	Business Tax	Revenues: Tax Creation/Increase/Continuation	4,141	6,061	68.3%	Pass
		Long Beach	Measure B	Business Tax	Revenues: Tax Creation/Increase/Continuation	74,781	102,746	72.8%	Pass
			Measure C	Charter Amendment	Governance: Personnel/Labor Relations	65,388	95,785	68.3%	Pass
			Measure D	Charter Amendment	Revenues	49,993	89,940	55.6%	Pass
		Measure GG	Charter Amendment	Governance: Organization	42,975	92,019	46.7%	Fail	
		Pomona	Measure SP	Utility Tax	Revenues: Tax Creation/Increase/Continuation	5,910	21,970	26.9%	Fail
		Ranch Palos Verdes	Measure P	Ordinance	Land Use	8,117	17,803	45.6%	Fail
		Redondo Beach	Measure G	Ordinance	Land Use: Zoning	12,622	24,044	52.5%	Pass
		Santa Fe Springs	Measure S	Utility Tax	Revenues: Tax Creation/Increase/Continuation	2,462	4,056	60.7%	Pass
	Santa Monica	Measure RR	Charter Amendment	Housing	19,897	30,441	65.4%	Pass	
Measure Y		Sales Tax	Revenues: Tax Creation/Increase/Continuation	20,046	32,744	61.2%	Pass		
Measure YY		Advisory	Revenues: Tax Creation/Increase/Continuation	22,077	32,343	68.3%	Pass		
South El Monte	Measure R	Sales Tax	Revenues: Tax Creation/Increase/Continuation	1,573	2,552	61.6%	Pass		
MADERA	11/2/2010	Madera	Measure E	Ordinance	Governance: Elections	6,299	7,998	78.8%	Pass
MARIN	6/8/2010	San Anselmo	Measure B	Property Tax	Facilities: Libraries	3,201	4,219	75.9%	Pass ^T
		San Rafael	Measure C	Property Tax	Facilities: Libraries	10,115	14,395	70.3%	Pass ^T
	11/2/2010	Corte Madera	Measure C	Property Tax	Safety: Emergency Medical/Paramedic	2,689	4,147	64.8%	Fail ^T
		Fairfax	Measure D	Miscellaneous Tax	Safety: Emergency Medical/Paramedic	2,855	3,832	74.5%	Pass ^T

TABLE 1.1 VOTE TOTALS FOR CITY BALLOT MEASURES BY COUNTY, 2010

COUNTY	DATE	CITY	MEASURE TITLE	TYPE OF MEASURE	TOPIC OF MEASURE	VOTE IN FAVOR	TOTAL VOTE	PERCENT OF VOTE	PASS OR FAIL
MARIN (continued)	11/2/2010	Larkspur	Measure E	Miscellaneous Tax	Safety: Emergency Medical/Paramedic	3,855	5,501	70.1%	Pass ^T
		Novato	Measure F	Sales Tax	Revenues: Tax Creation/Increase/Continuation	11,147	19,165	58.2%	Pass
		Ross	Measure G	Miscellaneous Tax	Safety: Emergency Medical/Paramedic	840	1,133	74.1%	Pass ^T
		San Anselmo	Measure H	Miscellaneous Tax	Safety: Emergency Medical/Paramedic	4,334	5,979	72.5%	Pass ^T
		San Rafael	Measure I	Miscellaneous Tax	Safety: Emergency Medical/Paramedic	13,588	19,853	68.4%	Pass ^T
MARIPOSA	No City Measures								
MENDOCINO	No City Measures								
MERCED	8/31/2010	Livingston	Recall 1	Recall	Governance: Recall	1,141	1,477	77.3%	Pass
			Recall 2	Recall	Governance: Recall	1,135	1,461	77.7%	Pass
MODOC	No City Measures								
MONO	No City Measures								
MONTEREY	11/2/2010	King	Measure O	Charter Amendment	Governance	802	1,316	60.9%	Pass
		Marina	Measure M	Sales Tax	Revenues: Tax Creation/Increase/Continuation	2,966	4,731	62.7%	Pass
			Measure N	Transient Occupancy Tax	Revenues: Tax Creation/Increase/Continuation	3,385	4,703	72.0%	Pass
		Pacific Grove	Measure Q	Property Tax	Facilities: Libraries	4,109	6,651	61.8%	Fail ^T
			Measure R	Initiative	Governance: Personnel/Labor Relations	4,390	5,962	73.6%	Pass
NAPA	11/2/2010	American Canyon	Measure E	Transient Occupancy Tax	Revenues: Tax Creation/Increase/Continuation	3,660	4,676	78.3%	Pass
			Measure F	Miscellaneous Tax	Revenues: Tax Creation/Increase/Continuation	3,493	4,657	75.0%	Pass
		Saint Helena	Measure C	Sales Tax	Revenues: Tax Creation/Increase/Continuation	884	2,246	39.4%	Fail
NEVADA	No City Measures								
ORANGE	2/2/2010	Mission Viejo	Recall 1	Recall	Governance: Recall	7,370	14,721	50.1%	Pass
	6/8/2010	Mission Viejo	Measure D	Ordinance	Land Use: Voter Approval	7,891	20,963	37.6%	Fail
	11/2/2010	Anaheim	Measure J	Charter Amendment	Governance: Contracting/Bidding/Leasing	38,404	59,672	64.4%	Pass
			Measure K	Charter Amendment	Transport: Traffic Regulation/Reduction	47,246	64,934	72.8%	Pass
	Costa Mesa	Measure L	Transient Occupancy Tax	Revenues: Tax Creation/Increase/Continuation	14,227	27,275	52.2%	Pass	
	Fullerton	Measure M	Ordinance	Governance: Political Reform/Term Limits	27,559	34,636	79.6%	Pass	
	Huntington Beach	Measure N	Charter Amendment	Governance	30,084	54,627	55.1%	Pass	
		Measure O	Charter Amendment	Governance	26,343	57,898	45.5%	Fail	
	Measure Q	Advisory	Facilities: Public Works	27,674	63,508	43.6%	Fail		
	Irvine	Measure R	Initiative	Education	40,861	52,276	78.2%	Pass	
Measure S		Initiative	Environment	35,239	52,718	66.8%	Pass		
La Palma	Measure U	Initiative	Revenues: Tax Repeal/Reduction/Limit	4,387	4,778	91.8%	Pass		

TABLE 1.1 VOTE TOTALS FOR CITY BALLOT MEASURES BY COUNTY, 2010

COUNTY	DATE	CITY	MEASURE TITLE	TYPE OF MEASURE	TOPIC OF MEASURE	VOTE IN FAVOR	TOTAL VOTE	PERCENT OF VOTE	PASS OR FAIL
ORANGE (continued)	11/2/2010	Laguna Hills	Measure T	Ordinance	Governance: Political Reform/Term Limits	7,919	10,668	74.2%	Pass
		Newport Beach	Measure V	Charter Amendment	Governance	19,777	32,139	61.5%	Pass
		Placentia	Measure W	Utility Tax	Revenues	8,975	14,617	61.4%	Pass
		Tustin	Measure X	Ordinance	Governance: Organization	9,551	15,462	61.8%	Pass
		Westminster	Measure AA	Ordinance	Other	14,360	22,624	63.5%	Pass
		Yorba Linda	Measure Y	Ordinance	Governance	22,415	26,352	85.1%	Pass
			Measure Z	Ordinance	Land Use: Zoning	13,147	26,491	49.6%	Fail
PLACER	11/2/2010	Lincoln	Measure K	Utility Tax	Revenues: Tax Creation/Increase/Continuation	5,888	17,622	33.4%	Fail
		Loomis	Measure A	Initiative	Governance: Political Reform/Term Limits	1,555	2,811	55.3%	Pass
		Roseville	Measure B	Charter Amendment	Governance	27,844	35,642	78.1%	Pass
			Measure C	Charter Amendment	Governance	21,449	35,258	60.8%	Pass
			Measure D	Charter Amendment	Governance: Organization	28,018	34,726	80.7%	Pass
			Measure E	Charter Amendment	Governance	24,403	33,502	72.8%	Pass
			Measure F	Charter Amendment	Governance: Contracting/Bidding/Leasing	14,604	34,166	42.7%	Fail
			Measure G	Charter Amendment	Governance: Contracting/Bidding/Leasing	20,149	34,111	59.1%	Pass
Measure H	Charter Amendment	Governance: Political Reform/Term Limits	10,996	34,992	31.4%	Fail			
PLUMAS	No City Measures								
RIVERSIDE	2/23/2010	Lake Elsinore	Recall 1	Recall	Governance: Recall	1,010	2,300	43.9%	Fail
	6/8/2010	Cathedral City	Measure H	Sales Tax	Safety: Multiple Emergency Services	3,180	5,541	57.4%	Pass
		Coachella	Measure I	Utility Tax	Revenues: Tax Creation/Increase/Continuation	733	1,253	58.5%	Pass
		Desert Hot Springs	Measure G	Property Tax	Safety: Multiple Emergency Services	1,677	2,031	82.6%	Pass [†]
		Eastvale ^P	Measure A	Ordinance	Governance: Incorporation/Formation/Annexation	2,955	4,493	65.8%	Pass
			Measure B	Ordinance	Governance: Organization	2,324	4,257	54.6%	Pass
	11/2/2010	Hemet	Measure W	Ordinance	Governance: Organization	16,133	18,153	88.9%	Pass
			Measure X	Ordinance	Governance: Personnel/Labor Relations	14,486	17,929	80.8%	Pass
		Indian Wells	Measure Q	Ordinance	Governance: Political Reform/Term Limits	1,740	2,194	79.3%	Pass
		Indio	Measure S	Utility Tax	Revenues: Tax Creation/Increase/Continuation	7,097	13,264	53.5%	Pass
		Lake Elsinore	Measure T	Transient Occupancy Tax	Revenues: Tax Creation/Increase/Continuation	2,911	8,043	36.2%	Fail
		Menifee	Measure AA	Ordinance	Governance: Organization	14,361	19,536	73.5%	Pass
			Measure BB	Ordinance	Governance: Organization	8,739	20,068	43.5%	Fail
	Measure CC	Ordinance	Governance: Personnel/Labor Relations	11,072	19,773	56.0%	Pass		

^PProposed City

TABLE 1.1 VOTE TOTALS FOR CITY BALLOT MEASURES BY COUNTY, 2010

COUNTY	DATE	CITY	MEASURE TITLE	TYPE OF MEASURE	TOPIC OF MEASURE	VOTE IN FAVOR	TOTAL VOTE	PERCENT OF VOTE	PASS OR FAIL		
RIVERSIDE (continued)	11/2/2010	Menifee	Measure DD	Ordinance	Governance: Organization	14,181	19,868	71.4%	Pass		
			Measure Y	Ordinance	Governance	13,056	18,580	70.3%	Pass		
			Measure Z	Ordinance	Governance: Political Reform/Term Limits	16,171	19,869	81.4%	Pass		
		Moreno Valley	Measure N	Advisory	Governance: Organization	25,122	31,113	80.7%	Pass		
			Measure O	Advisory	Governance: Organization	22,791	30,523	74.7%	Pass		
			Measure P	Transient Occupancy Tax	Revenues: Tax Creation/Increase/Continuation	9,864	30,879	31.9%	Fail		
		Murrieta	Measure C	Ordinance	Governance: Political Reform/Term Limits	16,660	24,792	67.2%	Pass		
			Measure D	Ordinance	Governance: Personnel/Labor Relations	17,111	24,631	69.5%	Pass		
			Measure E	Ordinance	Governance: Personnel/Labor Relations	16,401	24,576	66.7%	Pass		
		Riverside	Measure V	Transient Occupancy Tax	Revenues: Tax Creation/Increase/Continuation	38,827	58,848	66.0%	Pass		
		San Jacinto	Recall 1	Recall	Governance: Recall	5,650	6,758	83.6%	Pass		
			Recall 2	Recall	Governance: Recall	5,777	6,864	84.2%	Pass		
			Recall 3	Recall	Governance: Recall	5,618	6,821	82.4%	Pass		
			Recall 4	Recall	Governance: Recall	5,536	6,818	81.2%	Pass		
		Wildomar	Measure R	Ordinance	Governance	4,951	7,017	70.6%	Pass		
		SACRAMENTO	11/2/2010	Arden Arcade ^P	Measure D	Ordinance	Governance: Incorporation/Formation/Annexation	6,927	28,193	24.6%	Fail
				Elk Grove	Measure J	Utility Tax	Revenues	31,093	40,607	76.6%	Pass
					Measure K	Ordinance	Governance: Organization	32,500	41,530	78.3%	Pass
					Measure L	Ordinance	Governance: Organization	26,170	41,098	63.7%	Pass
Measure M	Ordinance				Governance: Organization	14,194	40,336	35.2%	Fail		
Measure N	Ordinance				Governance: Organization	16,833	39,560	42.6%	Fail		
Rancho Cordova	Measure E			Utility Tax	Revenues: Tax Creation/Increase/Continuation	8,630	15,698	55.0%	Pass		
	Measure H			Business Tax	Revenues: Tax Creation/Increase/Continuation	10,865	15,926	68.2%	Pass		
	Measure O			Miscellaneous Tax	Revenues: Tax Creation/Increase/Continuation	8,777	15,718	55.8%	Pass		
Sacramento	Measure B			Utility Tax	Revenues: Tax Repeal/Reduction/Limit	35,674	115,120	31.0%	Fail		
	Measure C			Business Tax	Revenues: Tax Creation/Increase/Continuation	83,986	117,065	71.7%	Pass		
SAN BENITO	No City Measures										
SAN BERNARDINO	6/8/2010	Needles	Measure P	Charter Amendment	Facilities: Health Facilities	627	824	76.1%	Pass		
			Measure Q	Ordinance	Facilities: Health Facilities	451	819	55.1%	Pass		
		Redlands	Measure O	Initiative	Land Use: Zoning	6,937	15,524	44.7%	Fail		
		Rialto	Measure RR	Advisory	Governance: Personnel/Labor Relations	1,560	5,993	26.0%	Fail		

TABLE 1.1 VOTE TOTALS FOR CITY BALLOT MEASURES BY COUNTY, 2010

COUNTY	DATE	CITY	MEASURE TITLE	TYPE OF MEASURE	TOPIC OF MEASURE	VOTE IN FAVOR	TOTAL VOTE	PERCENT OF VOTE	PASS OR FAIL
SAN BERNARDINO (continued)	11/2/2010	Adelanto	Measure U	Charter Amendment	Governance	1,243	2,784	44.6%	Fail
		Big Bear Lake	Measure W	Charter Amendment	Governance: Political Reform/Term Limits	1,339	1,844	72.6%	Pass
		Fontana	Measure X	Ordinance	Other	9,803	29,977	32.7%	Fail
		Grand Terrace	Measure Z	Ordinance	Other	1,158	3,752	30.9%	Fail
		Ontario	Measure V	Transient Occupancy Tax	Revenues: Tax Creation/Increase/Continuation	12,198	25,378	48.1%	Fail
		Redlands	Measure A	Sales Tax	Revenues: Tax Creation/Increase/Continuation	10,041	21,773	46.1%	Fail
			Measure B	Ordinance	Governance: Organization	8,052	20,908	38.5%	Fail
San Bernardino	Measure C	Charter Amendment	Governance: Organization	11,333	30,742	36.9%	Fail		
SAN DIEGO	6/8/2010	Chula Vista	Measure G	Ordinance	Governance: Personnel/Labor Relations	18,783	33,689	55.8%	Pass
		Coronado	Measure H	Advisory	Transport: Traffic Regulation/Reduction	1,704	5,162	33.0%	Fail
		Del Mar	Measure J	Transient Occupancy Tax	Revenues: Tax Creation/Increase/Continuation	623	1,436	43.4%	Fail
		Oceanside	Measure K	Charter Amendment	Governance	14,951	27,797	53.8%	Pass
		Poway	Recall 1	Recall	Governance: Recall	9,408	12,064	78.0%	Pass
		San Diego	Measure C	Charter Amendment	Governance: Personnel/Labor Relations	146,141	194,404	75.2%	Pass
			Measure D	Charter Amendment	Governance: Organization	120,107	199,004	60.4%	Pass
	Solana Beach	Measure L	Business Tax	Revenues: Tax Creation/Increase/Continuation	1,520	3,497	43.5%	Fail	
	11/2/2010	Carlsbad	Measure G	Charter Amendment	Governance: Personnel/Labor Relations	23,998	37,333	64.3%	Pass
		Chula Vista	Measure H	Utility Tax	Revenues	23,303	53,306	43.7%	Fail
		San Diego	Measure B	Charter Amendment	Governance: Personnel/Labor Relations	238,803	330,474	72.3%	Pass
			Measure C	Ordinance	Land Use: Zoning	228,775	323,641	70.7%	Pass
		San Diego	Measure D	Sales Tax	Revenues: Tax Creation/Increase/Continuation	137,010	359,176	38.1%	Fail
SAN FRANCISCO	County and City Measures included in County Report								
SAN JOAQUIN	11/2/2010	Stockton	Measure G	Ordinance	Housing: Affordable	40,005	54,187	73.8%	Pass
			Measure H	Charter Amendment	Governance: Personnel/Labor Relations	28,841	55,147	52.3%	Pass
			Measure I	Business Tax	Revenues: Tax Creation/Increase/Continuation	35,961	53,993	66.6%	Pass
		Tracy	Measure D	Ordinance	Governance: Organization	8,841	16,702	52.9%	Pass
			Measure E	Sales Tax	Revenues: Tax Creation/Increase/Continuation	10,553	18,099	58.3%	Pass
SAN LUIS OBISPO	6/8/2010	Arroyo Grande	Measure A	GO Bond	Safety: Multiple Emergency Services	3,627	5,574	65.1%	Fail'
	11/2/2010	Arroyo Grande	Measure C	Ordinance	Governance: Organization	4,114	7,004	58.7%	Pass
			Measure D	Ordinance	Governance: Organization	3,916	7,000	55.9%	Pass

TABLE 1.1 VOTE TOTALS FOR CITY BALLOT MEASURES BY COUNTY, 2010

COUNTY	DATE	CITY	MEASURE TITLE	TYPE OF MEASURE	TOPIC OF MEASURE	VOTE IN FAVOR	TOTAL VOTE	PERCENT OF VOTE	PASS OR FAIL
SAN LUIS OBISPO (continued)	11/2/2010	Atascadero	Measure E	Ordinance	Governance: Elections	8,562	10,249	83.5%	Pass
			Measure F	Ordinance	Governance: Organization	5,706	10,251	55.7%	Pass
			Measure G	Ordinance	Governance: Organization	4,496	10,160	44.3%	Fail
		Morro Bay	Measure B	Ordinance	Land Use: Zoning	2,169	4,893	44.3%	Fail
		San Luis Obispo	Measure H	Ordinance	Land Use: Zoning	3,063	15,323	20.0%	Fail
SAN MATEO	6/8/2010	East Palo Alto	Measure H	Ordinance	Housing: Rent Control	1,166	1,475	79.1%	Pass
	11/2/2010	Colma	Measure Q	Ordinance	Governance: Organization	163	318	51.3%	Pass
		Half Moon Bay	Measure K	Sales Tax	Revenues: Tax Creation/Increase/Continuation	2,127	4,490	47.4%	Fail
	Menlo Park	Measure S	Ordinance	Governance: Elections	3,584	4,316	83.0%	Pass	
		Measure L	Ordinance	Governance: Personnel/Labor Relations	8,238	11,549	71.3%	Pass	
		Measure T	Ordinance	Land Use: Zoning	7,612	11,801	64.5%	Pass	
	Pacifica	Measure R	Transient Occupancy Tax	Revenues: Tax Creation/Increase/Continuation	8,018	13,432	59.7%	Pass	
		Measure V	Ordinance	Governance: Political Reform/Term Limits	6,741	13,211	51.0%	Pass	
San Mateo	Measure U	Charter Amendment	Governance: Elections	115,887	175,895	65.9%	Pass		
SANTA BARBARA	6/8/2010	Carpinteria	Measure J	Ordinance	Land Use: Zoning	1,174	4,044	29.0%	Fail
	11/2/2010	Guadalupe	Measure O	Ordinance	Governance: Organization	441	890	49.6%	Fail
		Measure P	Transient Occupancy Tax	Revenues: Tax Creation/Increase/Continuation	251	921	27.3%	Fail	
Santa Barbara	Measure T	Ordinance	Land Use: Zoning	10,942	27,934	39.2%	Fail		
SANTA CLARA	6/8/2010	San Jose	Measure K	Miscellaneous Tax	Gambling	109,197	143,609	76.0%	Pass
		Santa Clara	Measure J	Ordinance	Facilities: Sports Facilities	14,628	25,133	58.2%	Pass
	11/2/2010	Campbell	Measure M	Business Tax	Revenues: Tax Creation/Increase/Continuation	8,852	12,721	69.6%	Pass
			Measure N	Transient Occupancy Tax	Revenues: Tax Creation/Increase/Continuation	9,254	12,649	73.2%	Pass
			Measure O	Ordinance	Governance: Organization	6,622	11,566	57.3%	Pass
	Morgan Hill	Measure P	Ordinance	Governance: Organization	5,158	11,220	46.0%	Fail	
	Mountain View	Measure T	Utility Tax	Revenues: Tax Creation/Increase/Continuation	14,993	21,386	70.1%	Pass	
	Palo Alto	Measure R	Charter Amendment	Governance: Budget Processes	6,567	26,473	24.8%	Fail	
		Measure S	Charter Amendment	Governance: Elections	19,059	25,130	75.8%	Pass	
	San Jose	Measure U	Business Tax	Revenues: Tax Creation/Increase/Continuation	184,305	235,297	78.3%	Pass	
Measure V		Charter Amendment	Governance: Personnel/Labor Relations	148,368	223,406	66.4%	Pass		
Measure W		Charter Amendment	Governance: Personnel/Labor Relations	162,367	225,077	72.1%	Pass		
Saratoga	Measure Q	Ordinance	Land Use: Zoning	6,939	14,082	49.3%	Fail		
SANTA CRUZ	11/2/2010	Santa Cruz	Measure H	Utility Tax	Revenues: Tax Creation/Increase/Continuation	13,942	22,038	63.3%	Pass

TABLE 1.1 VOTE TOTALS FOR CITY BALLOT MEASURES BY COUNTY, 2010

COUNTY	DATE	CITY	MEASURE TITLE	TYPE OF MEASURE	TOPIC OF MEASURE	VOTE IN FAVOR	TOTAL VOTE	PERCENT OF VOTE	PASS OR FAIL
SHASTA	11/2/2010	Redding	Measure A	Ordinance	Governance: Personnel/Labor Relations	18,761	29,208	64.2%	Pass
			Measure B	Ordinance	Governance: Personnel/Labor Relations	20,361	29,351	69.4%	Pass
SIERRA	No City Measures								
SISKIYOU	11/2/2010	Dunsmuir	Recall 1	Recall	Governance: Recall	408	735	55.5%	Pass
			Recall 2	Recall	Governance: Recall	397	733	54.2%	Pass
		Mt. Shasta	Measure B	Ordinance	Governance: Organization	572	1,225	46.7%	Fail
			Measure C	Ordinance	Governance: Organization	576	1,223	47.1%	Fail
SOLANO	6/8/2010	Vallejo	Measure A	Charter Amendment	Governance: Personnel/Labor Relations	9,314	18,170	51.3%	Pass
SONOMA	4/13/2010	Cotati	Measure A	Sales Tax	Revenues: Tax Creation/Increase/Continuation	1,120	1,870	59.9%	Pass
			6/8/2010	Rohnert Park	Measure E	Sales Tax	Revenues: Tax Creation/Increase/Continuation	4,643	8,397
	11/2/2010	Cloverdale	Measure Q	Ordinance	Land Use: Growth Cap/Boundary	1,593	2,842	56.1%	Pass
			Measure R	Ordinance	Governance: Organization	1,412	2,726	51.8%	Pass
			Measure S	Ordinance	Governance: Organization	1,254	2,738	45.8%	Fail
	Petaluma	Measure T	Ordinance	Land Use: Growth Cap/Boundary	13,962	21,390	65.3%	Pass	
		Measure U	Ordinance	General Services: Wastewater/Sewage	9,123	20,739	44.0%	Fail	
		Santa Rosa	Measure O	Ordinance	Land Use: Growth Cap/Boundary	32,487	48,415	67.1%	Pass
Measure P	Sales Tax		Revenues: Tax Creation/Increase/Continuation	30,119	52,878	57.0%	Pass		
STANISLAUS	8/24/2010	Hughson	Recall 1	Recall	Governance: Recall	971	1,125	86.3%	Pass
			Recall 2	Recall	Governance: Recall	981	1,122	87.4%	Pass
			Recall 3	Recall	Governance: Recall	994	1,115	89.1%	Pass
	11/2/2010	Modesto	Measure J	Charter Amendment	Governance: Elections	28,007	43,979	63.7%	Pass
			Measure K	Charter Amendment	Governance: Elections	28,340	43,508	65.1%	Pass
			Measure L	Advisory	General Services: Wastewater/Sewage	26,218	44,996	58.3%	Pass
	Patterson	Measure M	Ordinance	Governance: Political Reform/Term Limits	1,373	3,637	37.8%	Fail	
	Riverbank	Measure G	Transient Occupancy Tax	Revenues: Tax Creation/Increase/Continuation	1,790	4,406	40.6%	Fail	
	SUTTER	No City Measures							
TEHAMA	No City Measures								
TRINITY	No City Measures								
TULARE	6/8/2010	Porterville	Measure R	Charter Amendment	Governance: Contracting/Bidding/Leasing	1,775	4,078	43.5%	Fail
	11/2/2010	Tulare	Measure W	Charter Amendment	Governance	6,299	9,225	68.3%	Pass
TUOLUMNE	6/8/2010	Sonora	Measure B	Utility Tax	Revenues: Tax Creation/Increase/Continuation	705	1,167	60.4%	Pass
VENTURA	11/2/2010	Port Hueneme	Measure G	Miscellaneous Tax	Revenues: Tax Repeal/Reduction/Limit	3,284	4,232	77.6%	Pass

TABLE 1.1 VOTE TOTALS FOR CITY BALLOT MEASURES BY COUNTY, 2010

COUNTY	DATE	CITY	MEASURE TITLE	TYPE OF MEASURE	TOPIC OF MEASURE	VOTE IN FAVOR	TOTAL VOTE	PERCENT OF VOTE	PASS OR FAIL
YOLO	6/8/2010	Davis	Measure Q	Sales Tax	Revenues: Tax Creation/Increase/Continuation	10,543	14,152	74.5%	Pass
			Measure R	Advisory	Land Use: Open Space	10,474	13,661	76.7%	Pass
		Winters	Measure W	Utility Tax	Revenues: Tax Creation/Increase/Continuation	571	1,081	52.8%	Pass
			Measure Y	Advisory	Safety: Multiple Emergency Services	533	1,018	52.4%	Pass
		Woodland	Measure S	Advisory	Facilities: Libraries	5,700	8,738	65.2%	Pass
			Measure T	Advisory	Facilities: Parks & Recreation	5,486	8,634	63.5%	Pass
			Measure U	Advisory	Safety: Multiple Emergency Services	5,722	8,664	66.0%	Pass
			Measure V	Sales Tax	Revenues: Tax Creation/Increase/Continuation	4,892	8,921	54.8%	Pass
YUBA	11/2/2010	Wheatland	Measure S	Sales Tax	Revenues: Tax Creation/Increase/Continuation	503	937	53.7%	Pass

TABLE 1.2 TEXT FOR CITY BALLOT MEASURES BY COUNTY, 2010

ALAMEDA	2/2/2010	Alameda	Measure B	Fail
(INITIATIVE) Shall the City Charter Amendment, and ordinance proposing General Plan Amendments, Zoning Map and Text Amendment and Development Agreement, regarding development of Alameda Point be adopted?				
ALAMEDA	6/8/2010	Berkeley	Measure C	Fail (2/3 required)
Shall City of Berkeley Community Facilities District No.2: incur bonded indebtedness not exceeding \$22,500,000 to replace the multiuse indoor Warm Pool, renovate Willard and West Campus pools, construct a multipurpose pool at King; levy a special tax at a rate not exceeding \$0.0258 per square foot of building area to finance that indebtedness and not exceeding \$0.0126 indexed for inflation, to maintain pools and operate aquatics programs; and establish an annual District appropriations limit of \$3,500,000?				
ALAMEDA	6/8/2010	Pleasanton	Measure D	Fail
Shall the Development Plan for the Oak Grove property be approved?				
ALAMEDA	11/2/2010	Albany	Measure N	Pass
Do you approve of modifying the Albany City Charter, Section 3.01, as set forth in the voter pamphlet, to provide that the City Attorney be elected at the November 2, 2010 election to a one year term and that, in December 2011, the City Attorney be appointed by the City Council?				
ALAMEDA	11/2/2010	Albany	Measure O	Pass
Shall Ordinance No. 2010-03 as set forth in the Voter's Pamphlet be adopted to: Reduce the Communications portion of the Utility Users' Tax from 7% to 6.5%; include video in the definition of Communications; modernize the application, calculation, and collection of the Utility Users' Tax to reflect technological advances and changes in the state and federal law; exempt self-generated energy, and prohibit any tax-rate increase without voter approval?				
ALAMEDA	11/2/2010	Albany	Measure P	Pass (2/3 required)
Shall the Albany Municipal Code, Chapter 4-8 entitled "Paramedic Advanced Life Support Fire Engines and Ambulance Special Tax" be amended, as set forth in the Voter Pamphlet, to provide that the City Council may increase the tax commencing in fiscal year 2011-2012 in accordance with the Consumer Price Index for the greater San Francisco area?				
ALAMEDA	11/2/2010	Albany	Measure Q	Pass
Do you approve of modifying the Albany Municipal Code, Chapter V, as set forth in the Voter's Pamphlet, to set a business license tax to be paid by cannabis business operating in the City of Albany?				
ALAMEDA	11/2/2010	Berkeley	Measure R	Pass
Shall the City of Berkeley adopt policies to revitalize the downtown and help make Berkeley one of the greenest cities in the United States by meeting our climate action goals; concentrating housing, jobs and cultural destinations near transit, shops and amenities; preserving historic resources; enhancing open space; promoting green buildings; and calling for 2 residential buildings and 1 hotel no taller than our existing 180 foot buildings and 2 smaller office buildings up to 120 feet?				
ALAMEDA	11/2/2010	Berkeley	Measure S	Pass
Shall a tax be authorized on medical cannabis businesses not exceeding \$25 per \$1000 of gross receipts phased in over two years; on nonprofit medical cannabis businesses not exceeding \$25.00 per square foot for the first 3000 square feet and \$10 per foot thereafter; and on non-medical cannabis businesses of \$100 per \$1000 gross receipts; and shall the City's appropriations limit be increased to permit expenditure of these tax proceeds?				
ALAMEDA	11/2/2010	Berkeley	Measure T	Pass
Shall the Berkeley Municipal Code be amended to: allow residential medical cannabis collectives, with up to 200 square feet of cultivation; allow six locations in the Manufacturing District for cultivation; allow a fourth dispensary; require dispensaries to be at least 600' from public and private schools and other dispensaries; permit new and relocated dispensaries only in C districts; change the makeup of the Medical Cannabis Commission; and permit the Council to adopt other amendments?				
ALAMEDA	11/2/2010	Newark	Measure U	Pass
To prevent closure of Silliman Center and elimination of school police officers and parks/recreation programs; restore public safety services, reopen the Senior Center; and prevent additional cuts to neighborhood patrols, crime prevention, anti-drug/gang-prevention programs, 9-1-1 emergency, and other city services, shall the City of Newark establish a 3.5% utility users tax for 5 years, exempting seniors and low-income residents, requiring independent audits, with no money for Sacramento?				
ALAMEDA	11/2/2010	Oakland	Measure BB	Pass (2/3 required)
To restore community police officer positions and protect and enhance vital public safety services in the City of Oakland, shall the City, at no additional cost to taxpayers, amend the Violence Prevention and Public Safety Act of 2004 (Measure Y) to suspend the requirement that the City appropriate non-Measure Y funding each year to staff the police department at fiscal year 2003-2004 levels?				

TABLE 1.2 TEXT FOR CITY BALLOT MEASURES BY COUNTY, 2010

ALAMEDA	11/2/2010	Oakland	Measure V	Pass
Shall the Oakland Municipal Code be amended to increase the business tax rate for "Medical Cannabis Businesses" from \$18 per \$1,000 of gross receipts to \$50 per \$1,000 of gross receipts, and creating a new "Non-Medical Cannabis Business Tax" of \$100 per \$1,000 of gross receipts, with all proceeds placed in the City's general Fund to be used for any governmental purpose?				
ALAMEDA	11/2/2010	Oakland	Measure W	Fail
To support vital city services including public safety, library services, and parks and recreation, shall the Oakland Municipal Code be amended to establish a telephone "access line" tax at a rate of \$1.99 per month per access line and \$13 per month per "trunk line" with all proceeds placed in the City's General Fund subject to annual audits?				
ALAMEDA	11/2/2010	Oakland	Measure X	Fail (2/3 required)
To support, protect and enhance vital public safety and violence prevention services including violence reduction programs, shall the City of Oakland levy a \$360 per single family residential unit parcel tax for 4 1/2 years which is subject to annual reviews of all funds, and rigorous oversight by a citizens committee?				
ALAMEDA	11/2/2010	San Leandro	Measure Z	Pass
To protect and maintain local services, such as fire and 9-1-1 emergency response times, neighborhood police patrols, investigation and gang suppression officers, library hours/program, street and pothole repairs, youth after-school and senior programs, and other general City services, shall the City of San Leandro enact a quarter-cent sales tax, for seven years, reviewed by a citizens' oversight committee, annual independent audits, and all funds for San Leandro and no funds for Sacramento?				
ALAMEDA	11/2/2010	Union City	Measure AA	Pass
To prevent severe cuts to essential services such as police, fire, paramedic, library, streets, parks and other services, shall Union City adopt an Ordinance enacting a half-cent sales tax expiring four years from the date it is first collected, reviewed by a citizen's oversight committee, with annual independent audits, and all funds for Union City and no funds for the State of California?				
AMADOR	6/8/2010	Sutter Creek	Measure N	Pass
Should Resolution 09-10-16 of the Sutter Creek City Council approving the Gold Rush Ranch Specific Plan, General Plan Amendments, and Phased Vesting Large Lot Tentative Subdivision Map, be adopted to authorize development of a public golf course, a hotel, timeshares, residential units and various commercial uses and requiring provision at developer expense of community park, open space, trails, sewer plant and donation of land and funds for community use?				
AMADOR	11/2/2010	Plymouth	Measure O	Fail
Shall City of Plymouth Ordinance No. 2010-02 increasing the transient occupancy tax to ten percent (10%) of the rent charged by hotel operators within the city limits, with tax revenue to be used for general municipal purposes, be approved?				
AMADOR	11/2/2010	Plymouth	Measure P	Pass
(ADVISORY) Should two percent (2%) of revenue from the increase in the transient occupancy tax be used for streets, parking and landscaping, and the remaining two percent (2%) for tourism including promotions, events, signage, advertising, and other related expenses?				
BUTTE	11/2/2010	Oroville	Measure A	Pass
Shall Ordinance No. 1960 be adopted to reduce the City of Oroville utility user's tax for telecommunications and video services from 5% to 4.5% and to update telecommunication service definitions?				
COLUSA	11/2/2010	Williams	Measure A	Fail
Shall the Ordinance which increases the rate of the City's transient occupancy tax from ten percent of the rent charged by a hotel to twelve percent of the rent charged, be adopted?				
COLUSA	11/2/2010	Williams	Measure B	Fail
Shall the office of city clerk and city treasurer be appointed?				
CONTRA COSTA	11/2/2010	Antioch	Measure P	Fail
To avoid further severe cuts to all city services including police layoffs and maintaining neighborhood police patrols and 911 emergency response, fixing potholes and maintaining local streets and sidewalks, restoring code enforcement, and cleaning up abandoned properties; shall the City of Antioch adopt a one-half cent transaction and use (sales) tax, expiring in eight years, with mandatory annual audits and independent citizens' oversight and for local Antioch use only?				
CONTRA COSTA	11/2/2010	Concord	Measure Q	Pass
To provide funding that cannot be taken by the State and help protect/maintain Concord's city services, including 911 emergency response times, police officers, gang prevention, crime investigation, neighborhood police patrols, city streets/pothole repair, senior services and nutrition programs, youth/teen programs, and other general city services shall the City of Concord enact a half-cent sales tax for 5 years, with citizens oversight, mandatory financial audits, reports to the community, and all funds staying local?				

TABLE 1.2 TEXT FOR CITY BALLOT MEASURES BY COUNTY, 2010

CONTRA COSTA	11/2/2010	El Cerrito	Measure R	Pass
To protect and maintain City services, including fire prevention and emergency services; neighborhood police patrols, emergency response times, crime prevention and investigation resources; firefighter and police staffing; earthquake preparedness; afterschool programs for children and teens; senior services; parks; and other general City services: Shall the City of El Cerrito enact a half-cent sales tax for seven years, with citizens oversight, annual independent audits, and all other funds staying local, none to Sacramento?				
CONTRA COSTA	11/2/2010	Pinole	Measure S	Fail
To continue essential public services to the residents of Pinole, shall an ordinance be adopted to amend Section 3.26.180 of the Pinole Municipal Code to extend the existing Utility User Tax of eight percent for an additional eight years until December 31, 2020 and to include a new utility users tax on water utility services at the existing tax rate?				
CONTRA COSTA	11/2/2010	Pleasant Hill	Measure T	Fail
To protect the quality of life in Pleasant Hill, to provide stable funding the State cannot take away, and minimize cuts to general city services including rapid emergency response, police/neighborhood patrols, repairing potholes/roads and maintaining library hours, shall an ordinance be adopted expanding the City of Pleasant Hill's existing utility users tax to additional utilities (described in the ballot pamphlet), capping the rate at 1.5%, providing specified exemptions/energy efficiency incentives and requiring that funds remain local?				
CONTRA COSTA	11/2/2010	Richmond	Measure U	Fail
(ADVISORY) Shall the City of Richmond approve a project including a casino at Pt. Molate provided that this advisory measure is considered in a manner consistent with all the City's legal obligations?				
CONTRA COSTA	11/2/2010	Richmond	Measure V	Pass
Shall an ordinance be adopted to amend the Richmond Business License Tax to provide that every person engaged in a marijuana business pay a general business license tax of five percent (5%) of its gross receipts?				
CONTRA COSTA	11/2/2010	San Ramon	Measure W	Fail
To plan for the future, shall an ordinance be adopted to: approve General Plan 2030; extend Ordinance 197 policies and procedures to protect ridgelines, creeks, and open space; expand the Ridgeline Creek Protection Zone map; and extend the Urban Growth Boundary to enhance local control while preserving our quality of life?				
DEL NORTE	11/2/2010	Crescent City	Measure A	Fail
(INITIATIVE) Shall an Initiative Measure prohibiting the City of Crescent City from using the public water system to deliver any product, substance, device, element, medicine or preventative agent, including fluoride with the intent or purpose of affecting the physical or mental functions of any water consumer be enacted into law?				
EL DORADO	11/2/2010	Placerville	Measure H	Pass (2/3 required)
To help pay for the State-mandated Wastewater Plant upgrade debt and water and sewer line replacements, which would help reduce water and/or sewer rates in the City, shall the City of Placerville adopt an add-on sales tax (transactions and use tax) of one-quarter percent (.25%) for 30 years, with all proceeds going only to local water and/or wastewater debt service and water and/or wastewater construction projects, with annual oversight?				
EL DORADO	11/2/2010	South Lake Tahoe	Measure E	Fail
Shall the ordinance that amends the methods for calculating certain business taxes in the City of South Lake Tahoe to increase locally controlled revenue for city services and operations such as, police, fire, paramedics, snow removal, parks, and street repair by reducing the percentage of taxes paid on gross revenues and increasing the not to exceed amount from \$3,387 to \$10,000 per calendar year, be adopted?				
FRESNO	6/8/2010	Fresno	Measure A	Pass
Shall Charter Section 1504, which requires the automatic addition of two new City Council offices when Fresno's population reaches 540,000, be amended to include a public review process and require City Council and voter approval prior to adding two new Council offices when Fresno's population reaches 650,000?				
FRESNO	6/8/2010	Orange Cove	Measure O	Fail
Should the City of Orange Cove eliminate the elected Mayor provisions of the Municipal Code and amend the Municipal Code to provide for a Mayor that is appointed by the Council after each General Election?				
FRESNO	6/8/2010	Selma	Measure K	Fail (2/3 required)
To fund parks and recreation, arts and cultural programs and general governmental purposes, shall the City of Selma increase the transient occupancy tax for staying in any hotel, motel or lodging, from 6% to 12%? The revenue received from the 6% increase will be used to fund parks and recreation - 50%, arts and cultural programs - 20%, and general governmental purposes - 30%.				
FRESNO	11/2/2010	Reedley	Measure H	Fail
Shall the City of Reedley be authorized to amend the City's existing Transient Occupancy Tax Ordinance to make the existing 8.0% tax applicable to all hotels, motels, bed and breakfast inns, and inns in the City with four or more rooms, and all recreational vehicle campgrounds in the City with accommodations for six or more recreational vehicles, as set forth in Ordinance No.2010-05.				

TABLE 1.2 TEXT FOR CITY BALLOT MEASURES BY COUNTY, 2010

FRESNO	11/2/2010	San Joaquin	Measure R	Pass
Shall the office of City Treasurer be appointive?				
FRESNO	11/2/2010	Sanger	Measure L	Pass
Shall members of the City Council of the City of Sanger be elected by four (4) single member districts as described in Sanger Ordinance No.1113 and the Mayor elected by direct vote of all the City's electors?				
HUMBOLDT	11/2/2010	Eureka	Measure N	Pass
Shall ordinances be adopted amending the City of Eureka Local Coastal Program, including general plan and zoning amendments, to allow retail, office, multi-family residential, light industrial, restaurant, and museum uses on the "Balloon Track" and adjacent properties, as proposed for the 43-acre Marina Center Project; require additional permit approvals for the development; prohibit "Discount Superstores"; and authorize the City Council to amend or repeal specific limitations on development after 10 years and following appropriate environmental review?				
HUMBOLDT	11/2/2010	Eureka	Measure O	Pass
Shall the Eureka Municipal Code be amended to add a one-half of a percent (0.50%) supplemental transaction and use tax to fund essential services such as police, fire, medical response, street maintenance, environmental programs, zoo, parks and recreation with the following restrictions? The supplemental transaction and use tax will expire after five years, unless reauthorized by the voters. A citizen's oversight committee shall be established to conduct annual audits of all expenditures generated by the tax to ensure fiscal accountability and public participation.				
HUMBOLDT	11/2/2010	Eureka	Measure P	Pass
Should minor cleanup amendments to various Sections of the Charter be performed to update language for consistency with State law and City regulations; remove outdated references to the Board of Education; remove expired citations, dates and obsolete code sections; update to reflect existing financial reporting systems; and remove obsolete bond revenue/indebtedness provisions?				
HUMBOLDT	11/2/2010	Ferndale	Measure S	Pass
Without Increasing Local taxes, and in a manner consistent with Ferndale's General Plan and zoning ordinance, shall the City of Ferndale be authorized to acquire and rehabilitate the former Navy housing complex to provide housing affordable to low and moderate-income seniors, working families and individuals?				
IMPERIAL	6/8/2010	Calexico	Measure H	Pass
Shall the ordinance to prevent further cuts and preserve funding for general city services, including fire protection and crime prevention; street repair and maintenance; and avoiding closure of recreation programs, parks and libraries, by enacting a half cent sales tax, a general tax, for twenty years be adopted?				
INYO	11/2/2010	Bishop	Measure C	Pass
Should Ordinance No. 530 relating to keeping chickens and rabbits be approved?				
KERN	6/8/2010	Ridgecrest	Measure A	Pass
Shall the City of Ridgecrest revise its Municipal Code so as to eliminate the mandatory requirement of the citizens of Ridgecrest to contract for residential trash collection services?				
KERN	6/8/2010	Ridgecrest	Measure B	Pass
Shall the City of Ridgecrest revise its Municipal Code so as to eliminate the mandatory requirement of the citizens of Ridgecrest to contract for residential recycling services?				
KERN	11/2/2010	Bakersfield	Measure D	Pass
Shall the City of Bakersfield adopt the following law: Effective January 1, 2011, new City of Bakersfield sworn public safety employees will pay 100% of their employee pension contribution and be eligible for a maximum retirement allowance with the Board of Administration of the Public Employees' Retirement System (PERS) at a 2% at age 50 formula based on their average salary calculated over 36 highest paid consecutive months.				
KERN	11/2/2010	California City	Measure E	Fail (2/3 required)
Shall a city-wide special tax of up to \$120.00 per lot or parcel be approved for each of ten (10) fiscal years beginning July 1, 2011, for water supply and distribution purposed?				
LOS ANGELES	2/23/2010	Montebello	Recall 1	Pass
Shall KATHY SALAZAR be recalled from the office of Member of the City Council of the City of Montebello?				
LOS ANGELES	2/23/2010	Montebello	Recall 2	Pass
Shall ROBERT URTEAGA be recalled from the office of Member of the City Council of the City of Montebello?				
LOS ANGELES	4/13/2010	El Segundo	Measure M	Pass
Shall the ordinance amending El Segundo Municipal Code Chapter 3-7 that imposes a Utility User Tax on non-residential users in the City by updating and replacing the telephone tax regulations with modern communication services tax regulations be adopted?				

TABLE 1.2 TEXT FOR CITY BALLOT MEASURES BY COUNTY, 2010

LOS ANGELES	4/13/2010	El Segundo	Measure N	Pass
Shall the ordinance amending El Segundo Municipal Code §§ 4-2-1, 4-2-3, and 4-2-4 to allow annual increases to the business license tax to fund general municipal services including, without limitation, police protection and crime suppression services, fire prevention and suppression services, and park and recreation facilities and services be adopted?				
LOS ANGELES	4/13/2010	Lancaster	Measure C	Pass
Shall the voters of the City of Lancaster adopt a charter to regain home-rule control and accountability from the State for local municipal affairs?				
LOS ANGELES	4/13/2010	Lancaster	Measure I	Pass
In response to a recent complaint, with respect to the invocations that contained reference to Jesus Christ, shall the City Council continue its invocation policy in randomly selecting local clergy of different faiths to deliver the invocation without restricting the content based on their beliefs, including references to Jesus Christ?				
LOS ANGELES	4/13/2010	Lancaster	Measure M	Pass
Shall the term of office of the Mayor be four years, commencing in 2012?				
LOS ANGELES	4/13/2010	Sierra Madre	Measure ED	Pass
Shall an ordinance be adopted prohibiting the City of Sierra Madre from exercising the power of eminent domain for private purposes, or facilitating or funding the exercise of the power of eminent domain for private purposes?				
LOS ANGELES	6/8/2010	Inglewood	Measure CS	Fail (2/3 required)
Shall Section 2 of Ordinance No. 657, of the City of Inglewood be amended to withdraw the positions of Senior Administrative Analyst to the Mayor, Executive Assistant to the Mayor and Assistant to City Council from the Civil Service System, thereby making the positions unclassified?				
LOS ANGELES	6/8/2010	Torrance	Measure A	Fail
Should section 510 of the Charter of the City of Torrance be amended to change the date of holding the general municipal election to the last Tuesday in April of each even numbered year?				
LOS ANGELES	8/31/2010	Vernon	Measure A	
Shall the Vernon City Charter be amended to require that candidates for the City Council must live in, and be registered to vote in, the City of Vernon for at least 30 days prior to running for office?				
LOS ANGELES	8/31/2010	Vernon	Measure B	
Shall an ordinance be adopted to allow the proceeds of the existing special parcel tax on warehouses and similar uses to be spent on police and fire protection services?				
LOS ANGELES	8/31/2010	Vernon	Measure C	
Shall the Vernon City Charter be amended to restrict the use of certain Light and Power revenues to supporting the Light and Power enterprise?				
LOS ANGELES	11/2/2010	Bellflower	Measure A	Fail
Shall an ordinance to offset severe State cuts to the City of Bellflower by protecting and restoring essential City services including: sheriff patrols/substation hours of operation, school crossing guards, school safety/after-school programs, services for the disabled and drug/gang prevention; by temporarily increasing the City's utility users' tax by 2%, with a 5-year sunset, audits, low-income senior exemptions, citizens' oversight, and local control of funds be adopted?				
LOS ANGELES	11/2/2010	Carson	Measure H	Fail
To offset severe state budget cuts: maintain Sheriffs deputies patrols; 9-1-1 emergency response; pothole/street repairs; gang prevention; youth recreation and after school programs; parks; natural disaster response; seniors' services including meals on wheels and other general fund services; shall the City of Carson sales tax be increased one cent, legally required to end after five years with annual audits, and state government cannot take these funds?				
LOS ANGELES	11/2/2010	El Segundo	Measure O	Fail
Shall the ordinance amending El Segundo Municipal Code Chapter 3-7 to temporarily increase the Utility User Taxes by 1% to fund general municipal services including, without limitation, police protection and crime suppression services, fire prevention and suppression services, and park and recreation facilities and services be adopted?				
LOS ANGELES	11/2/2010	La Puente	Measure M	Pass
Shall an ordinance be adopted to require a Cannabis Business to pay an annual business license tax in the amount of 10% per \$1,000 of gross receipts to provide for general municipal services, such as law enforcement and fire services, animal control, code enforcement, building inspection, plan checks, planning and public works?				

TABLE 1.2 TEXT FOR CITY BALLOT MEASURES BY COUNTY, 2010

LOS ANGELES	11/2/2010	La Puente	Measure N	Pass
Shall an ordinance be adopted to require Medical Marijuana Cooperatives operating in La Puente to pay an annual business license tax of 10% per \$1,000 of gross receipts, or \$100 per square footage on premises, if such Medical Marijuana Cooperative is exempted under California Constitution from local taxes measured by gross receipts to provide for general municipal services, including but not limited to law enforcement?				
LOS ANGELES	11/2/2010	Long Beach	Measure B	Pass
To protect public safety services such as 911 emergency response, police and fire, as well as essential quality of life programs like parks, libraries, public works and infrastructure, should the City of Long Beach impose a 15% tax on recreational marijuana businesses if legalized, with a \$25 tax on cultivation sites per square foot, with an annual CPI adjustment?				
LOS ANGELES	11/2/2010	Long Beach	Measure C	Pass
Shall Proposition C, which amends the Long Beach City Charter by increasing the credits given to disabled veterans in the hiring process, be ratified?				
LOS ANGELES	11/2/2010	Long Beach	Measure D	Pass
Shall Proposition D, which amends the Long Beach City Charter by changing the formula from 10% of net income to 5% of gross operating revenues in order to clarify the formula for the transfer of funds from Harbor Department revenues to the Tidelands Operating Fund, and clarifying that the management of the City's oil properties and subsidence control operations are under the exclusive control of the City Council, be ratified?				
LOS ANGELES	11/2/2010	Long Beach	Measure GG	Fail
Shall Proposition GG which amends the Long Beach City Charter by transferring certain powers from the Civil Service Commission to the City Manager, including examination and certification for employment, classification creation, maintenance of eligibility lists, and the appointment management of a professional staff, be ratified?				
LOS ANGELES	11/2/2010	Pomona	Measure SP	Fail
Shall an ordinance be adopted to increase Pomona's Utility Users' Tax by (2%) for an initial period of 26 months, to fund general city services, including police, fire, street repair, parks, recreation and library programs; suspend the increase following the 26 month period, unless the Pomona City Council overrides the suspension by a 6/7ths vote; and provide a UUT payment exemption for the legally disabled?				
LOS ANGELES	11/2/2010	Ranch Palos Verdes	Measure P	Fail
Shall an ordinance be adopted that would enact a new specific plan and related amendments to the City of Rancho Palos Verdes ("City") general plan and zoning ordinance to: (1) allow development of specified facility improvements, including dormitories, on the Marymount College Campus ("Campus") located at 30800 Palos Verdes Drive East; (2) govern the operation of the Campus, and (3) supersede inconsistent provisions of the Municipal Code and prior City land use decisions regarding the Campus?				
LOS ANGELES	11/2/2010	Redondo Beach	Measure G	Pass
Shall the Coastal Land Use Plan and the Zoning Ordinance for the Coastal Zone ("Coastal Zoning Ordinance") for the AES Power Plant site, the Catalina Avenue corridor and the Harbor/Pier areas of the City of Redondo Beach be amended to provide for major changes in existing policies and development standards including changes in permitted uses, adoption of height limitations, floor-area-ratio (FAR) limitations and other development policies and standards?				
LOS ANGELES	11/2/2010	Santa Fe Springs	Measure S	Pass
To maintain funding for City services including police officers, firefighters, paramedics, senior programs, youth/gang, drug, and crime prevention programs, street repairs, parks, ball fields, afterschool library programs, community centers and other City services, shall an ordinance be adopted to establish a 5% utility users tax, exempting low income seniors/residents, with annual audits, no tax increase without voter approval and no funds for Sacramento?				
LOS ANGELES	11/2/2010	Santa Monica	Measure RR	Pass
Shall the City Charter be amended to protect all tenants and preserve community stability and diversity by adding requirements that a landlord show good cause to evict any tenant and serve a warning notice giving reasonable time to correct a rental agreement violation, except nonpayment of rent, and adding a prohibition against evicting long-term elderly, disabled or terminally ill tenants for owner occupancy unless the proposed owner-occupant is also elderly, disabled or terminally ill?				
LOS ANGELES	11/2/2010	Santa Monica	Measure Y	Pass
Shall an ordinance be adopted to offset severe state budget cuts, protect and stabilize City finances, and maintain essential services including: police, fire, paramedic and emergency 911 response, school, educational and afterschool programs, public transit, services for the disabled, gang and drug prevention programs, environmental, library and other general fund services, by enacting a City of Santa Monica ½ percent transactions and use tax, subject to independent annual audits, and no money going to Sacramento?				
LOS ANGELES	11/2/2010	Santa Monica	Measure YY	Pass
(ADVISORY) If a local transactions and use tax is enacted in the City of Santa Monica, should half of its revenue be used to support school, educational and afterschool programs, with half of its revenue being used for general City services such as: police, fire, paramedic and emergency 911 response, public transit, services for the disabled, gang and drug prevention programs, environmental, library and other general fund services?				

TABLE 1.2 TEXT FOR CITY BALLOT MEASURES BY COUNTY, 2010

LOS ANGELES	11/2/2010	South El Monte	Measure R	Pass
To offset severe state budget cuts and prevent drastic cuts to sheriffs' deputies patrols, pothole and street repairs, youth gang and drug prevention, after school programs, senior services, storm drain maintenance, graffiti removal, parks, recreation and general City services, shall an ordinance be adopted to enact a one-half cent transaction and use tax in the City of South El Monte, subject to annual independent audits, public expenditure reports and local use of all funds?				
MADERA	11/2/2010	Madera	Measure E	Pass
Shall members of the legislative body of the City of Madera be elected by districts described in Ordinance No. 871 C.S., and the Mayor of the City of Madera be elected on a citywide basis by the voters of the entire city?				
MARIN	6/8/2010	San Anselmo	Measure B	Pass (2/3 required)
In order to increase San Anselmo Library open hours, improve children's services at the Library including hiring a special children's librarian, and enhance general Library services, shall an ordinance be adopted approving a Special Library Services Tax of \$49.00 per year per real estate parcel located in the Town of San Anselmo, for a period of five (5) years, to be used to augment the money from the Town of San Anselmo's General Fund currently used to fund library services in San Anselmo?				
MARIN	6/8/2010	San Rafael	Measure C	Pass (2/3 required)
To provide a consistent, locally-controlled funding source, augmenting current general fund allocations for the San Rafael Public Library, for expanded hours, improved facilities, equipment, materials, and services for children, teens, and adults, shall the City of San Rafael be authorized to levy an annual \$49 parcel tax (slightly higher rates for multiple-unit residential parcels) for a period of seven years, with oversight by an independent citizens committee and with exemptions for senior citizens?				
MARIN	11/2/2010	Corte Madera	Measure C	Fail (2/3 required)
Shall Town of Corte Madera voters adopt an ordinance continuing a special tax for four more years for paramedic and/or emergency medical services at a rate of \$60.00 per residence and \$60.00 per 1,000 square feet of floor area for nonresidential uses for fiscal year 2011-2012, increasing \$5.00 yearly to \$75.00 per residence and \$75.00 per 1,000 square feet of floor area for nonresidential uses in 2014-2015, and increasing the appropriations limit by the tax proceeds?				
MARIN	11/2/2010	Fairfax	Measure D	Pass (2/3 required)
Shall there be a continuation of the special tax for paramedic services in the amount of \$42.50 not exceeding \$51.50 in the fourth year per taxable living unit or per 1,500 square feet of structure of each developed parcel in nonresidential use, to be collected in addition to transport fees charged to insurance providers for Ross Valley residents, with the appropriations limit increased by the amount of said tax for the next four years?				
MARIN	11/2/2010	Larkspur	Measure E	Pass (2/3 required)
Shall there be a continuation of the special tax for paramedic services in the amount of \$42.50 not exceeding \$51.50 in the fourth year per taxable living unit or per 1,500 square feet of structure of each developed parcel in non-residential use, to be collected in addition to transport fees charged to insurance providers for Ross Valley residents, with the appropriations limit increased by the amount of said tax for the next four years?				
MARIN	11/2/2010	Novato	Measure F	Pass
To offset/prevent additional budget cuts and maintain/restore vital general city services including, and not limited to: neighborhood police patrols, crime prevention programs, 9-1-1 response times; city street/pothole repair; park maintenance; preventing closure or elimination of youth and senior centers/services, shall the City of Novato enact a half-cent sales tax for 5 years, with review by a citizen committee, annual independent audits, and all funds spent locally for the benefit of Novato citizens?				
MARIN	11/2/2010	Ross	Measure G	Pass (2/3 required)
Shall there be a continuation of the four year special tax for paramedic services in the amount of \$42 (plus fifty cents County administrative fee) and incrementally increase if needed by \$3, not to exceed \$51 per year (plus fifty cent County administrative fee) per taxable living unit and per 1,500 square feet of structure developed parcel in non-residential use in the fourth year, to be collected in addition to fees for transport to the hospital charged to insurance providers for Ross Valley residents, with the appropriations limit increased by the amount of said tax for the next four years?				
MARIN	11/2/2010	San Anselmo	Measure H	Pass (2/3 required)
Shall there be a continuation of the four year special tax for paramedic services in the amount of \$42.50 not exceeding \$51.50 in the fourth year per taxable living unit or per 1,500 square feet of structure of each developed parcel in non-residential use, to be collected in addition to transport fees charged to insurance providers for Ross Valley residents, with the Town appropriations limit increased by the amount of said tax for the next four years?				
MARIN	11/2/2010	San Rafael	Measure I	Pass (2/3 required)
To protect lifesaving paramedic services by maintaining rapid response times, providing advanced heart attack treatment, and keeping trained paramedics on fire engine companies, shall San Rafael Municipal Code Chapter 3.28 be amended to permit phased increases, up to \$23.00 annually above the current rate, on residential units, and up to \$.03 per square foot annually above the current rate on non-residential structures; and, shall San Rafael's appropriations limit be correspondingly increased?				
MERCED	8/31/2010	Livingston	Recall 1	Pass
Shall Daniel Varela, Sr. be recalled (removed) from the office of Mayor of the City of Livingston?				

TABLE 1.2 TEXT FOR CITY BALLOT MEASURES BY COUNTY, 2010

MERCED	8/31/2010	Livingston	Recall 2	Pass
Shall Martha Nateras be recalled (removed) from the office of Councilmember of the City of Livingston?				
MONTEREY	11/2/2010	King	Measure O	Pass
Shall the proposal charter for the City of King received and filed by the City Clerk on June 22, 2010 be adopted?				
MONTEREY	11/2/2010	Marina	Measure M	Pass
To preserve funding for general city services including but not limited to, maintaining firefighters and police officers for adequate emergency response, reducing crime and criminal gang and drug activity, maintaining city streets and parks, senior programs and youth after-school programs, shall the City of Marina adopt an ordinance enacting a temporary one percent (1%) transactions and use (sales) tax to automatically expire in five years, with all money staying locally to preserve Marina city services.				
MONTEREY	11/2/2010	Marina	Measure N	Pass
To preserve funding for general city services, including maintaining firefighters and police officers for adequate emergency response, reducing crime, maintaining city streets and parks, and senior and youth programs, shall the City of Marina temporarily increase the transient occupancy tax (hotel tax) rate from ten percent to twelve percent with the increase to expire in five years and tax to revert to ten percent with all money staying locally to preserve Marina city services?				
MONTEREY	11/2/2010	Pacific Grove	Measure Q	Fail (2/3 required)
Shall a new Chapter 6.70 be added to the Pacific Grove Municipal Code to impose a tax at the rate of \$90.00 per year for all Owners of Parcels in the City of Pacific Grove as well as \$45.00 per year per unit for multi-Common Household units, in order to create a dedicated and restricted revenue source solely to provide, maintain, and improve core library services for the Pacific Grove public library in the City of Pacific Grove such?				
MONTEREY	11/2/2010	Pacific Grove	Measure R	Pass
(INITIATIVE) Shall the Pacific Grove City Charter be amended to conform to the "Voter Initiative Limiting the Ability of the City of Pacific Grove to Approve or Modify Agreements That Provide Retirement Benefits to City Employees," provide City officers/employees do not hold rights to future employment or future employment benefits, and amend the Pacific Grove Municipal Code to clarify that voter-approved limits relating to long-term City debt or financial liabilities apply only to retirement plans or agreements?				
NAPA	11/2/2010	American Canyon	Measure E	Pass
To preserve funding for essential public services in American Canyon, including parks, recreation, police, streets and libraries, shall the City of American Canyon approve an ordinance amending the American Canyon Municipal Code to increase the rate of the City's existing transient occupancy tax ("Hotel Visitor's Tax") from 10% to 12% on the rate charged to hotel guests within the City?				
NAPA	11/2/2010	American Canyon	Measure F	Pass
To preserve funding for essential public services in American Canyon, including parks, recreation, police, streets and libraries, shall the City of American Canyon approve an ordinance authorizing a "Cardroom Admission Tax" a new general tax in the amount of \$2.00 per patron for the right or privilege of being admitted to or to use any cardroom establishment, or to participate in any cardroom event?				
NAPA	11/2/2010	Saint Helena	Measure C	Fail
To offset state budget cuts, stabilize City finances, and to maintain and protect essential City services; shall the City of St. Helena adopt an ordinance enacting a one half of one percent transactions and use tax, automatically expiring in five years, with citizen oversight, mandatory audits and all money staying local to preserve St. Helena city services?				
ORANGE	2/2/2010	Mission Viejo	Recall 1	Pass
Shall Lance MacLean be recalled (removed) from the office of City Council Member?				
ORANGE	6/8/2010	Mission Viejo	Measure D	Fail
Shall the ordinance requiring voter approval of certain amendments to the City of Mission Viejo's land use laws, documents, or regulations if those amendments change the zoning of residential parcels or commercial or industrial parcels larger than two acres, increase the number of units or parcels on a residential parcel, provide for private development of public land, or make other specified changes, and specifying procedures for hearings on other land use law amendments, be adopted?				
ORANGE	11/2/2010	Anaheim	Measure J	Pass
Shall Section 1212 be added to the City Charter to authorize the use of design-build procurement for public works projects in the City of Anaheim?				
ORANGE	11/2/2010	Anaheim	Measure K	Pass
Shall Section 1213 be added to the City Charter to prohibit the use of red light cameras or other automated traffic enforcement systems in the City of Anaheim?				
ORANGE	11/2/2010	Costa Mesa	Measure L	Pass
Shall the City increase the existing Transient Occupancy Tax from 6% to 8%, which tax is, and will continue to be, imposed only on transients occupying hotels and motels within the City, for the funding of general city services and programs?				

TABLE 1.2 TEXT FOR CITY BALLOT MEASURES BY COUNTY, 2010

ORANGE	11/2/2010	Fullerton	Measure M	Pass
Shall the ordinance be adopted to enact term limits upon members of the Fullerton City Council, preventing any person who serves three (3) successive terms from serving again until an intervening period of four (4) years has elapsed?				
ORANGE	11/2/2010	Huntington Beach	Measure N	Pass
Shall proposed Charter Amendment No.1, revising and restating the Charter of the City of Huntington Beach (excluding changes to Section 617 entitled Infrastructure Fund) as set forth in the proposed measure be approved?				
ORANGE	11/2/2010	Huntington Beach	Measure O	Fail
Shall proposed Charter Amendment No.2, amending Section 617 of the Charter of the City of Huntington Beach entitled Infrastructure Fund, as set forth in the proposed measure be approved?				
ORANGE	11/2/2010	Huntington Beach	Measure Q	Fail
(ADVISORY) Shall the City permit the installation of a mobile telephone antenna at Harbour View Park located at 16600 Saybrook Lane and at Bolsa View Park located at 5741 Brighton Drive?				
ORANGE	11/2/2010	Irvine	Measure R	Pass
(INITIATIVE) Shall an ordinance be adopted to direct the City of Irvine to continue financial support to Irvine schools, through the Irvine Educational Partnership Fund and the Challenge Match Grant programs, on the same general terms and conditions and at same general levels as approved in Fiscal Year 2010-2011, for three additional fiscal years commencing with Fiscal Year 2011-2012?				
ORANGE	11/2/2010	Irvine	Measure S	Pass
(INITIATIVE) Shall an ordinance be adopted by the City of Irvine to ratify and implement policies in support of renewable energy and environmental programs for a sustainable community?				
ORANGE	11/2/2010	La Palma	Measure U	Pass
(INITIATIVE) Shall Initiative Ordinance 10-01, authorizing the City Council to annually reduce the rate of the Utility Users Tax to a lower rate than the law currently allows, be adopted?				
ORANGE	11/2/2010	Laguna Hills	Measure T	Pass
Shall Laguna Hills Municipal Code Section 2-04.080 be adopted to establish that any person who has served two (2) consecutive terms of office as a member of the City Council is not eligible to hold office again as a member of the City Council until the expiration of at least two (2) years following the conclusion of such person's last term of office?				
ORANGE	11/2/2010	Newport Beach	Measure V	Pass
Shall the Charter be amended and ordinances repealed to: close Charter loopholes that circumvent Proposition 13; restrict oil operations; amend legal document publication requirements; simplify franchise processes; increase formal bidding thresholds; adjust misdemeanor penalties; require redistricting appointments every ten years; amend Civil Service System; repeal Chamber of Commerce contribution limit; remove City contract term limitations; require vote for the sale of City owned waterfront property; make administrative changes to comply with state and federal law?				
ORANGE	11/2/2010	Placentia	Measure W	Pass
Without raising current tax rates and to preserve funding for critical city services, including police, fire, 911 emergency response, street repair, graffiti removal, park maintenance, and other city services; shall the City of Placentia's existing utility user tax ordinance be amended to reflect changes in technology and Federal law, treating taxpayers equally regardless of technology services used; including exemptions available for low-income residents, independent audits, with all funds dedicated to preserving Placentia city services?				
ORANGE	11/2/2010	Tustin	Measure X	Pass
Shall the office of the City Clerk be appointive?				
ORANGE	11/2/2010	Westminster	Measure AA	Pass
Shall Chapter 9.64 of the Westminster Municipal Code prohibiting the possession, storage, sale, and use of state-approved fireworks in the City of Westminster, be repealed?				
ORANGE	11/2/2010	Yorba Linda	Measure Y	Pass
Shall an ordinance titled the "Yorba Linda Ethics Ordinance" be adopted to ensure that the highest level of ethics is practiced by all elected and appointed officials and staff that serve the City of Yorba Linda?				
ORANGE	11/2/2010	Yorba Linda	Measure Z	Fail
Shall an ordinance be adopted amending the Yorba Linda General Plan and approving a zone change to permit the development of affordable housing up to a maximum density of 30 dwelling units per acre and a maximum height of 45 feet within the Savi Ranch Planned Development zone?				

TABLE 1.2 TEXT FOR CITY BALLOT MEASURES BY COUNTY, 2010

PLACER	11/2/2010	Lincoln	Measure K	Fail
To help maintain and protect Lincoln's financial viability and essential services including 9-1-1 emergency/medical response times, helping prevent cuts to police officers, firefighters, library and recreation services, shall the City of Lincoln establish a temporary 3.75% utility users tax ordinance that expires in 4 years, with annual independent audits, public expenditure reports, citizens oversight, low-income senior exemptions, with all revenue dedicated solely for Lincoln and not the State?				
PLACER	11/2/2010	Loomis	Measure A	Pass
(INITIATIVE) Shall the proposed ordinance entitled "An Initiative of the Loomis Town Citizens Enacting Term Limits" which provides: (1) five council members serve 4-year terms; (2) terms shall be staggered; (3) no member can serve more than two consecutive 4-year terms; (4) a member who has served two terms prior to August 1, 2010 must sit out eight years; and (5) current members can complete their terms, be adopted?				
PLACER	11/2/2010	Roseville	Measure B	Pass
Shall the City Charter be amended: (1) Out-of-date provisions: sections 1.055, 2.06, 2.07, 2.10, 2.12, 3.02, 3.03, 4.02, 4.05, 5.03; (2) Up-dated provisions: sections: 2.14, 3.09, 8.02, 8.03, 8.04, 8.05, 8.07, 9.01; (3) Typographical corrections: sections 4.06, 6.01; (4) Minor procedural changes: section 1.05, 2.04, 2.09; (5) Capitalizing the word City, replacing the word member with councilmember, and adding the word City to all named officials?				
PLACER	11/2/2010	Roseville	Measure C	Pass
Shall the City Charter be amended as follows: (1) Section 2.02, providing that a partial City Council term served due to appointment to a vacant council seat does not count as a term for the purposes of this section; and (2) Section 2.05, changing title of mayor pro tempore to vice mayor?				
PLACER	11/2/2010	Roseville	Measure D	Pass
Shall the City Charter be amended as follows: (1) Section 2.03, modifying the time frame for assumption of office by, and seating of, elected councilmembers, to conform to California Elections Code §15372?				
PLACER	11/2/2010	Roseville	Measure E	Pass
Shall the City Charter be amended with respect to minor fiscal matters as follows: (1) Section 7.09 and 7.10, updating Charter to conform to changes in state tax and assessment law beginning with the passage of Proposition 13 in 1978; (2) Section 7.095 deleting and reserving section; (3) Minor procedural and typographical amendments: sections 7.05, 7.06, 7.15, 7.19 and 7.20?				
PLACER	11/2/2010	Roseville	Measure F	Fail
Shall the City Charter be amended with regard to certain fiscal matters as follows: (1) Section 7.21, allowing adoption of an ordinance establishing bidding preference for businesses located within the City of Roseville?				
PLACER	11/2/2010	Roseville	Measure G	Pass
Shall the City Charter be amended with regard to certain fiscal matters as follows: (1) Section 7.21, increasing dollar amount of items requiring a sealed bid from \$10,000 to \$19,500?				
PLACER	11/2/2010	Roseville	Measure H	Fail
Shall the City Charter be amended as follows: (1) Section 2.02, providing that term limits be modified from two (2) consecutive four (4) year terms to three (3) terms of four (4) years each, such that a person would be ineligible to hold office after serving on the Council for three (3) four (4) year terms?				
RIVERSIDE	2/23/2010	Lake Elsinore	Recall 1	Fail
Shall Thomas Buckley be recalled (removed) from the office of the City Council Member?				
RIVERSIDE	6/8/2010	Cathedral City	Measure H	Pass
To offset the impact of severe state budget cuts on essential services; address Cathedral City's Fiscal Emergency; prevent drastic cuts to police officers, firefighters, paramedics and ambulance response, 9-1-1 emergency dispatch, safety equipment for police officers and firefighters, anti-gang/anti-drug programs; and preserve other general City services, shall Cathedral City adopt a one cent transactions (sales) and use tax, expiring in five years, requiring citizens' finance advisory committee review and annual financial audits?				
RIVERSIDE	6/8/2010	Coachella	Measure I	Pass
To preserve/maintain essential Coachella services such as police officers, firefighters; 911 response times; crime, gang and drug prevention programs; fixing potholes and streets; removing graffiti; sweeping streets; maintaining parks, soccer and sports fields; funding youth and senior services; and preserving other City services, shall Coachella establish a 5% utility users tax, exempting low-income seniors, with independent citizens oversight and annual financial audits, with all funds solely for Coachella?				
RIVERSIDE	6/8/2010	Desert Hot Springs	Measure G	Pass (2/3 required)
To prevent crime and shorten 9-1-1 response times by hiring additional police officers, firefighters, paramedics; upgrading emergency communications equipment; increasing gang and drug prevention programs; and expanding community policing, shall the City of Desert Hot Springs renew the existing annual public safety parcel tax rates for a period of 10 years, with independent citizens' review/annual audits?				

TABLE 1.2 TEXT FOR CITY BALLOT MEASURES BY COUNTY, 2010

RIVERSIDE	6/8/2010	Eastvale-Proposed	Measure A	Pass
Shall the order adopted on January 21, 2010, by the Local Agency Formation Commission of Riverside County ordering the incorporation of the territory described in the order, including detachment from the Riverside County Waste Resources Management District, subject to the terms and conditions specified in the order designated as LAFCO No. 2008-18-2 (Resolution No. 01-10) be confirmed?				
RIVERSIDE	6/8/2010	Eastvale-Proposed	Measure B	Pass
Shall the Future City Council be elected by district, from district, or at large? Yes vote = at large/ No vote = by district + from district. (By district= 1,154, From district= 779)				
RIVERSIDE	11/2/2010	Hemet	Measure W	Pass
Shall there be a limit of three terms in office for Hemet Elected City Officials?				
RIVERSIDE	11/2/2010	Hemet	Measure X	Pass
Shall the City of Hemet be prohibited from contributing to the cost of health benefits made available to elected Hemet City Officials?				
RIVERSIDE	11/2/2010	Indian Wells	Measure Q	Pass
Shall Ordinance Bill No. 2010-04 be adopted to provide that no person shall be eligible to serve in the office of City Council Member of the City after serving two (2) consecutive four-year terms, until after the next election date established by the Municipal Code for City Council Members (approximately two years) following his or her second term?				
RIVERSIDE	11/2/2010	Indio	Measure S	Pass
To offset state budget cuts and limit cuts to police officers, firefighters, paramedic and ambulance response, pothole maintenance/street repairs, graffiti removal youth anti-gang/anti-drug programs, senior services, parks and other general City services, shall the existing City of Indio utility users' tax rate be increased three percent, exempting all seniors, requiring annual financial audits, citizens' oversight, with no money going to Sacramento?				
RIVERSIDE	11/2/2010	Lake Elsinore	Measure T	Fail
Shall an ordinance be adopted to impose a transient occupancy tax of twelve percent (12%) on hotels and campgrounds in the City of Lake Elsinore?				
RIVERSIDE	11/2/2010	Menifee	Measure AA	Pass
Commencing with the 2012 General Municipal Election, shall four (4) members of the City Council of the City of Menifee be elected by four (4) districts as described in this ballot measure and the Mayor of the City of Menifee be elected on a citywide basis by the voters of the entire City?				
RIVERSIDE	11/2/2010	Menifee	Measure BB	Fail
The term of office of any elected Mayor shall be (vote for only one): Four (4) Years _____ ? Two (2) Years _____ ? Yes vote = 4 years/No vote = 2 years				
RIVERSIDE	11/2/2010	Menifee	Measure CC	Pass
The salary per year of any elected Mayor shall be (vote for only one): \$8,000 per year _____ ? \$10,000 per year _____ ? Yes vote = \$8k/No vote = \$10k				
RIVERSIDE	11/2/2010	Menifee	Measure DD	Pass
Shall the members of the legislative body of the City of Menifee be elected at large?				
RIVERSIDE	11/2/2010	Menifee	Measure Y	Pass
Shall the permanent annual appropriations limit of the City of Menifee be set at \$25,794,387?				
RIVERSIDE	11/2/2010	Menifee	Measure Z	Pass
Any Councilmember who has served two successive terms or eight consecutive years shall be ineligible to serve again in that office until an intervening period of two years has elapsed. Any Councilmember who serves for two or more years of an appointed or elected term shall be considered to have served a term. Terms completed prior to this measure taking effect shall not be counted in determining eligibility.				
RIVERSIDE	11/2/2010	Moreno Valley	Measure N	Pass
(ADVISORY) Do you support changing to an elected Mayor rather than one appointed by the City Council?				
RIVERSIDE	11/2/2010	Moreno Valley	Measure O	Pass
(ADVISORY) Whether or not you support changing to an elected Mayor, should the City Council call a binding election for voters to decide the issue?				
RIVERSIDE	11/2/2010	Moreno Valley	Measure P	Fail
Shall the Transient Occupancy Tax assessed by the City for persons occupying hotel/motel rooms in the City of Moreno Valley be increased from eight percent (8%) to eleven percent (11%)?				
RIVERSIDE	11/2/2010	Murrieta	Measure C	Pass
Shall the ordinance prohibiting elected officials of the City of Murrieta and any of its political subdivisions from serving more than two consecutive four-year terms in office, with terms considered consecutive if they are at least four years apart, be adopted?				

TABLE 1.2 TEXT FOR CITY BALLOT MEASURES BY COUNTY, 2010

RIVERSIDE	11/2/2010	Murrieta	Measure D	Pass
Shall the ordinance placing limits on City Council compensation to 15% of the City's annual median family/household income (exclusive of any amounts payable as reimbursement for actual and necessary expenses incurred in the performance of their official City duties); prohibiting City Council members from receiving any other personal benefits, including club memberships, medical and life insurance and pensions; and requiring that any increase be approved by 55% of the registered voters be adopted?				
RIVERSIDE	11/2/2010	Murrieta	Measure E	Pass
Shall the ordinance prohibiting chief City administrative officials, including the City Manager and their direct reports (but excluding the police and other emergency public safety personnel), from having either annual salaries with benefits of a combined hourly rate with overtime and benefits (including, but not limited to, car, gas, life insurance, health/medical insurance, and other personal usage benefits) that exceeds 2.5 times the median family/household income in the City be adopted?				
RIVERSIDE	11/2/2010	Riverside	Measure V	Pass
To offset State budget cuts, provide local funding the State cannot take, and supplement City funds for essential services such as 9-1-1 response, police and fire protection, youth/senior programs, tourism, and facilities such as the convention center, libraries, and parks, shall the City's existing transient occupancy tax, also known as a hotel tax paid only by hotel guests, be increased by 2%, subject to audit and all funds staying local?				
RIVERSIDE	11/2/2010	San Jacinto	Recall 1	Pass
Shall JIM POTTS be recalled (removed) from the office of City Council Member, City of San Jacinto?				
RIVERSIDE	11/2/2010	San Jacinto	Recall 2	Pass
Shall JIM AYRES be recalled (removed) from the office of City Council Member, City of San Jacinto?				
RIVERSIDE	11/2/2010	San Jacinto	Recall 3	Pass
Shall JOHN MANSPERGER be recalled (removed) from the office City Council Member, City of San Jacinto?				
RIVERSIDE	11/2/2010	San Jacinto	Recall 4	Pass
Shall DALE STUBBLEFIELD be recalled (removed) from the office of City Council Member, City of San Jacinto?				
RIVERSIDE	11/2/2010	Wildomar	Measure R	Pass
Shall the permanent annual appropriations limit of the City of Wildomar be set at \$7,728,041?				
SACRAMENTO	11/2/2010	Arden Arcade	Measure D	Fail
Shall the order adopted June 25, 2010, by Sacramento County LAFCo, ordering the incorporation of the territory described and designated as "City of Arden Arcade" be confirmed subject to terms and conditions specified in the order, including payments to Sacramento County commencing FY 2012-2013 and terminating after \$219,000,000 is paid, and for the City to levy and collect the same taxes, fees, charges, assessments and rates currently imposed by Sacramento County, as particularly described in the order?				
SACRAMENTO	11/2/2010	Elk Grove	Measure J	Pass
Shall an ordinance be adopted to reduce the existing Utility User Tax from 2.5% to 2.25%; modernize the current ordinance to treat taxpayers equally regardless of technology used for telecommunications and video services; to preserve funding for essential general municipal services, such as public safety?				
SACRAMENTO	11/2/2010	Elk Grove	Measure K	Pass
Shall the electors elect a mayor and four city council members? A "Yes" vote means the citizens directly elect the mayor; a "No" vote continues the practice that the council chooses one of its members to preside as Mayor on an annual basis?				
SACRAMENTO	11/2/2010	Elk Grove	Measure L	Pass
Shall the term of office of mayor be two years?				
SACRAMENTO	11/2/2010	Elk Grove	Measure M	Fail
Shall the term of office of mayor be four years?				
SACRAMENTO	11/2/2010	Elk Grove	Measure N	Fail
Shall members of the legislative body of the City of Elk Grove be qualified by and elected from six (6) districts and the Mayor be qualified and elected on a citywide basis by the voters of the entire city; a "yes" vote increases the legislative body to seven (7) members; a "No" vote retains the current size of the legislative body at five (5) members.				
SACRAMENTO	11/2/2010	Rancho Cordova	Measure E	Pass
Shall an ordinance be adopted to continue the City of Rancho Cordova's existing 2.5% utility users tax on telecommunication and video services; modernize the ordinance to treat taxpayers equally regardless of technology used; to preserve funding for general municipal services such as neighborhood improvements and safety including, but not limited to, police services, maintenance of and improvements to city streets, sidewalks, landscaping and graffiti removal?				

TABLE 1.2 TEXT FOR CITY BALLOT MEASURES BY COUNTY, 2010

SACRAMENTO	11/2/2010	Rancho Cordova	Measure H	Pass
Shall an ordinance be adopted requiring cannabis businesses to pay a tax to fund general municipal services, including police and code enforcement, ranging from \$120 to \$150 for each \$1000 of gross receipts, or \$100 for each square foot for non-profits. The tax would only be effective if Proposition 19 passes, or if any other law allowing cannabis businesses is adopted, and it would only be imposed if the City allows cannabis businesses.				
SACRAMENTO	11/2/2010	Rancho Cordova	Measure O	Pass
Shall an ordinance be adopted requiring individuals cultivating cannabis (marijuana) for personal use to pay a tax to fund general municipal services, including public safety and code enforcement, in an amount not to exceed the following: 1) for indoor cultivation, from \$600 to \$900 per year for each square foot of area cultivated; and 2) for outdoor cultivation, from \$600 to \$900 per year for each 12.5 square feet of area cultivated.				
SACRAMENTO	11/2/2010	Sacramento	Measure B	Fail
Shall the ordinance repealing increases in monthly water, sewer, and garbage collection/solid waste disposal service rates approved by the Sacramento City Council in June 2009, setting these monthly utility service rates at the amounts in effect on February 10, 2010, and allowing the City Council to increase these rates without voter approval beginning July 2012 only if the rates are not increased above the annual increase in a specified consumer price index, be adopted?				
SACRAMENTO	11/2/2010	Sacramento	Measure C	Pass
To help preserve essential services like fire, police, and 911 emergency response, shall City of Sacramento's business operations tax be updated by taxing businesses engaged in medical marijuana transactions, and in commercial production and sale of marijuana if legalized by California voters, at maximum rates of 4% and 10%, respectively, of gross receipts, with City Council discretion to lower tax rates or raise tax rates to the maximums, and requiring independent audits?				
SAN BERNARDINO	6/8/2010	Needles	Measure P	Pass
Shall Charter Section 910 be amended to read as follows "The City Hospital may be sold pursuant to relevant provisions of the California Government Code."				
SAN BERNARDINO	6/8/2010	Needles	Measure Q	Pass
Shall the ordinance to mandate the Board of Hospital Trustees and the Needles City Council to sell the Colorado River Medical Center Pursuant to Government Code Section 37615.1(o) be adopted?				
SAN BERNARDINO	6/8/2010	Redlands	Measure O	Fail
(INITIATIVE) Shall the Initiative Ordinance of the People of Redlands Adding Chapter 18.275 to the Redlands Municipal Code to prohibit the Approval of "Mega-Retail Development" be adopted?				
SAN BERNARDINO	6/8/2010	Rialto	Measure RR	Fail
(ADVISORY) Should the Rialto City Council restore the rate of the special tax imposed in 1958 to fund the entire required City contribution to the statewide PERS retirement system for its employees previously approved by the City voters, from the current zero amount to an amount that will fund only a portion of such contribution, but which is the maximum amount of such tax now permitted by law?				
SAN BERNARDINO	11/2/2010	Adelanto	Measure U	Fail
Shall the City of Adelanto approve an amendment to The Charter of the City of Adelanto, Sections 400, 402 (City powers); 501, 502, 505 (elected officers); 601, 602, 605 (vacancy and compensation of elected officers); 606 (ordinances); 607 (contracts); 608, 609, 611 (franchises, indemnification and interference with administration); 703, 704, 705, 706 (city attorney); 708 (treasurer); 901, 902, 908 (budget); 1000 (effect of Charter on school districts); 1103, 1104, 1105, 1106 (commissions and boards)?				
SAN BERNARDINO	11/2/2010	Big Bear Lake	Measure W	Pass
Shall Section 806 of the Charter of the City of Big Bear Lake be amended to make any elector of the area served by the Department of Water and Power eligible for appointment to the Board of Water and Power Commissioners, and prohibit City employees and commissioners and elected or appointed board members of any governmental agency having jurisdictions over any area served by the Department from becoming or remaining members of the Board?				
SAN BERNARDINO	11/2/2010	Fontana	Measure X	Fail
Shall the ordinance to prohibit the possession, sale, use, display or discharge of all fireworks within the City limits of Fontana be adopted?				
SAN BERNARDINO	11/2/2010	Grand Terrace	Measure Z	Fail
Shall the Ordinance to prohibit the possession, sale, use, display or discharge of fireworks within the City of Grand Terrace be adopted?				
SAN BERNARDINO	11/2/2010	Ontario	Measure V	Fail
Shall the ordinance amending the Ontario Municipal Code to increase the rate for the City's transient occupancy tax by 1% to a total of 12 3/4% of the rent charged by the hotel operators, including online travel companies, for the transient occupancy of any hotel room, or portion of a hotel room, in the City be adopted to help the City preserve general City services such as police and fire protection?				

TABLE 1.2 TEXT FOR CITY BALLOT MEASURES BY COUNTY, 2010

SAN BERNARDINO	11/2/2010	Redlands	Measure A	Fail
To prevent further cuts and preserve funding for essential City services, including police, fire, and emergency response; paving, maintaining and repairing City streets; reducing crime and criminal gang/drug activity; trimming trees and keeping public areas well-maintained; shall the City of Redlands establish a 1/2 cent transactions and use (sales) tax automatically expiring in ten years, with independent oversight, annual audits, and all funds dedicated entirely to local priorities and Redlands City services?				
SAN BERNARDINO	11/2/2010	Redlands	Measure B	Fail
Shall the office of the Redlands City Treasurer be appointive?				
SAN BERNARDINO	11/2/2010	San Bernardino	Measure C	Fail
Shall the Charter of the City of San Bernardino be amended to (1) make the City Attorney, City Clerk and City Treasurer appointed, rather than elected positions; (2) allow for greater flexibility in the employment of additional legal services; and (3) add professional qualification requirements for the positions of City Clerk and City Treasurer?				
SAN DIEGO	6/8/2010	Chula Vista	Measure G	Pass
Shall the ordinance prohibiting the City from funding or entering into public works contracts that require agreements with labor organizations or payments on behalf of employees to labor organization benefit plans or other trust funds be adopted?				
SAN DIEGO	6/8/2010	Coronado	Measure H	Fail
(ADVISORY) Do you support the City continuing to use and seek federal, state, and local funding to complete the study of long-term traffic relief options, including a tunnel, between the Coronado Bridge and Naval Air Station North Island?				
SAN DIEGO	6/8/2010	Del Mar	Measure J	Fail
Shall the ordinance amending the definition of Hotel and thereby requiring the payment of Transient Occupancy Taxes (TOT) by guests of Short Term Rentals (for 30 days or less) be adopted?				
SAN DIEGO	6/8/2010	Oceanside	Measure K	Pass
Shall the proposed City Charter of the City of Oceanside be adopted?				
SAN DIEGO	6/8/2010	Poway	Recall 1	Pass
Shall Betty Rexford be recalled (removed) from the office of Member of the City Council of the City of Poway?				
SAN DIEGO	6/8/2010	San Diego	Measure C	Pass
Shall the Charter be amended to extend eligibility for veterans' preference points in any original Civil Service examination to veterans who have served in the United States Armed Forces during any war, major military action or peacekeeping mission, and to provide an additional five percent credit for any veteran or the spouse of any veteran who has a qualifying service-related disability?				
SAN DIEGO	6/8/2010	San Diego	Measure D	Pass
Shall the Charter be revised to make permanent the Strong Mayor form of governance; add a ninth Council seat; and, when the ninth seat is filled, increase the Council votes required to override a mayoral veto to a two-thirds vote?				
SAN DIEGO	6/8/2010	Solana Beach	Measure L	Fail
Shall Ordinance no. 404, that establishes and implements a Business Tax in the City of Solana Beach to increase locally-controlled revenue for general City services and operations, including but not limited to law enforcement, fire, parks and recreation, street repairs, and capital improvement program projects, be adopted?				
SAN DIEGO	11/2/2010	Carlsbad	Measure G	Pass
Shall the Charter of Carlsbad, California be amended to add Section 502 Retention of Benefits limiting increases in safety retirement benefits without an amendment to this section?				
SAN DIEGO	11/2/2010	Chula Vista	Measure H	Fail
Shall the ordinance to modernize the City's 1978 Telephone Users' Tax (renamed the Telecommunications Users' Tax), with no rate increase; maintain exemptions for low income senior citizens; ensure Tax proceeds continue to be available for general municipal purposes, including police, fire, streets, libraries, and parks; revise the method for calculating and collecting the Tax to reflect technological and legal changes; and amend the tax base to equitable include all applicable telecommunications services be adopted?				
SAN DIEGO	11/2/2010	San Diego	Measure B	Pass
Shall the Charter be amended to establish a good cause requirement for the termination or suspension of Deputy City Attorneys who have served continuously for two years or more, except that any Deputy City Attorney may be subject to layoff due to lack of work or insufficient appropriations?				
SAN DIEGO	11/2/2010	San Diego	Measure C	Pass
Shall Proposition M be amended, allowing completion of parks, library, trails, recreation and transportation facilities for Pacific Highlands Ranch by removing a development timing restriction based on completion of the SR-56/I-5 Interchange, only after City Council approves a program of phased development ensuring facilities are constructed before or concurrent with new development, paid for by developers at no cost to taxpayers?				

TABLE 1.2 TEXT FOR CITY BALLOT MEASURES BY COUNTY, 2010

SAN DIEGO	11/2/2010	San Diego	Measure D	Fail
To help offset severe state cuts and help restore essential services, including police, fire and street resurfacing, shall the City of San Diego enact a temporary one-half cent sales tax for up to five years, only if the independent City Auditor certifies conditions have been met, including pension reforms and managed competition?				
SAN JOAQUIN	11/2/2010	Stockton	Measure G	Pass
Without increasing local taxes, and only by using existing affordable housing funding, shall public or publicly assisted housing providers, within the City of Stockton, according to the City's General Plan, construct, develop, acquire, rehabilitate, and/or convert housing project(s) into decent, safe, sanitary, and uncrowded units for low-income, elderly, or handicapped persons, up to 500 units annually, for ten years, with any unused units carried over annually?				
SAN JOAQUIN	11/2/2010	Stockton	Measure H	Pass
Shall the Stockton City Charter be amended to provide for a modernized structure and administration of the Fire Department that includes revisions to the appointment procedure and duties of the Fire Chief and Deputy Fire Chief; revisions to impasse resolution procedures for employee disputes; exempting the Fire Chief and Deputy Fire Chief from the civil service system; and removing mandatory vacation accrual provisions for fire department employees?				
SAN JOAQUIN	11/2/2010	Stockton	Measure I	Pass
Shall Stockton's Business License Tax Ordinance be amended to establish new business categories of: (1) permitted "Medical Cannabis Dispensaries" at a tax rate of \$25.00 for each \$1,000.00 of gross receipts; and (2) non-medical "Marijuana Businesses" at a tax rate of \$100.00 for each \$1,000.00 of gross receipts, for general fund revenue to mitigate impacts on City services such as police, fire and code enforcement?				
SAN JOAQUIN	11/2/2010	Tracy	Measure D	Pass
City Clerk's Position - Changing the City Clerk's Position from an elected to an appointed position. Shall the office of the City Clerk be appointed?				
SAN JOAQUIN	11/2/2010	Tracy	Measure E	Pass
To help prevent additional budget cuts and maintain City services, including: police (patrol, 911, command, gang/narcotics enforcement, crime investigations, other police services); fire protection, emergency services, and other fire services; parks/sports field maintenance; support services; senior, teen, and youth services; art programs; and other general services, shall the City of Tracy enact a 1/2 cent sales tax, expiring in five years, with resident oversight, annual independent audits, and all funds used for the City of Tracy services only?				
SAN LUIS OBISPO	6/8/2010	Arroyo Grande	Measure A	Fail (2/3 required)
Shall the City of Arroyo Grande fund construction of a new Police Station and refinance the 2003 Fire Station bonds by issuing 30-year bonds not to exceed \$6,000,000 provided that the tax rate is maintained at or below the existing rate for the Fire Station bonds and a portion of the bond payments will be paid by revenues from the 2006 Local Sales Tax Measure?				
SAN LUIS OBISPO	11/2/2010	Arroyo Grande	Measure C	Pass
Shall the office of City Clerk be appointive?				
SAN LUIS OBISPO	11/2/2010	Arroyo Grande	Measure D	Pass
Shall the office of City Treasurer be appointive?				
SAN LUIS OBISPO	11/2/2010	Atascadero	Measure E	Pass
Shall the electors elect a Mayor and four Council Members?				
SAN LUIS OBISPO	11/2/2010	Atascadero	Measure F	Pass
Shall the term of office of mayor be two years?				
SAN LUIS OBISPO	11/2/2010	Atascadero	Measure G	Fail
Shall the term of office of mayor be four years?				
SAN LUIS OBISPO	11/2/2010	Morro Bay	Measure B	Fail
Shall an ordinance be adopted to prohibit Medical Marijuana Dispensaries in the City of Morro Bay?				
SAN LUIS OBISPO	11/2/2010	San Luis Obispo	Measure H	Fail
Shall the Council of the City of San Luis Obispo adopt an ordinance amending the Margarita Area Specific Plan, Airport Area Specific Plan, Related Facilities Master Plans, and General Plan Land-Use and Circulation Elements for the purpose of eliminating a portion of the Prado Road alignment adopted by the San Luis Obispo City Council by Resolution 9615 (2004 Series)?				
SAN MATEO	6/8/2010	East Palo Alto	Measure H	Pass
Shall the Voters adopt the Rent Stabilization and Just Cause for Eviction Ordinance? Passage would 1) repeal the City's existing rent stabilization ordinance with respect to residential tenancies other than mobile home park space tenancies; 2) update procedures to establish permissible rent levels to maintain consistency with state law; 3) protect residential tenants from unreasonable rent increases, arbitrary, discriminatory, or retaliatory evictions, and 4) assure landlords the right to a fair return on their properties.				

TABLE 1.2 TEXT FOR CITY BALLOT MEASURES BY COUNTY, 2010

SAN MATEO	11/2/2010	Colma	Measure Q	Pass
Shall the office of City Treasurer be appointive?				
SAN MATEO	11/2/2010	Half Moon Bay	Measure K	Fail
To protect quality of life in the City of Half Moon Bay by maintaining essential local services including local library hours, 911 emergency police response, youth and senior programs and services, a local police department, park and recreational programs, street and pothole repair and other general City services, shall the City of Half Moon Bay levy a one cent sales tax, which the State cannot take away, and with independent annual audits and all funds staying local?				
SAN MATEO	11/2/2010	Half Moon Bay	Measure S	Pass
In order to consolidate with local school district and statewide general elections, and to help reduce the City's elections costs, shall all current City Council terms be extended by one year and shall section 1.24.010 of the Half Moon Bay Municipal Code be amended to provide that the City's general municipal election be held in each even-numbered year commencing with the year 2012?				
SAN MATEO	11/2/2010	Menlo Park	Measure L	Pass
Shall the ordinance entitled "Measure to limit retirement benefits for new City of Menlo Park employees (Except Sworn Police Officers) and to restrict City Council from increasing benefits in the future without voter approval", be adopted?				
SAN MATEO	11/2/2010	Menlo Park	Measure T	Pass
Shall the voters affirm the decision of the Menlo Park City Council to approve the Menlo Gateway project and amend the City's General Plan to permit construction of offices, research and development space, a hotel, health club and restaurant on property located east of Highway 101 near Marsh Road?				
SAN MATEO	11/2/2010	Pacifica	Measure R	Pass
To ensure funding for general city services, shall the City of Pacifica approve an ordinance amending the Pacifica Municipal Code to increase the transient occupancy tax rate from ten percent (10%) to twelve percent (12%) on the rent charged to hotel guests within the City?				
SAN MATEO	11/2/2010	Pacifica	Measure V	Pass
Shall the ordinance be adopted providing prospectively that no person who has served two terms of office as a Pacifica City Councilmember shall be eligible to run for election as a Pacifica City Councilmember and further providing that if for any reason a person serves a partial term as Pacifica City Councilmember in excess of two years, that partial term shall be considered a full term for purposes of the term limit provision?				
SAN MATEO	11/2/2010	San Mateo	Measure U	Pass
Shall the San Mateo County Charter be amended to require filling of vacancies on the Board of Supervisors by election for vacancies occurring on or before October 15th of the third year of the term, and by election or appointment for vacancies after October 15th; and to authorize, for vacancies in any county elected office, and all-mailed ballot election, and commencement of the process to fill the vacancy on the date a resignation letter is filed?				
SANTA BARBARA	6/8/2010	Carpinteria	Measure J	Fail
Shall the General Plan/Local Coastal Land Use Plan of the City of Carpinteria be amended and a Specific plan adopted to authorize development of the Paredon Project, a private development project to explore, develop, produce and gather offshore and onshore oil and natural gas resources and transmit them to the Carpinteria Oil and Gas processing Facility operated by Venoco, Inc.?				
SANTA BARBARA	11/2/2010	Guadalupe	Measure O	Fail
Shall the offices of city clerk and city treasurer be appointive?				
SANTA BARBARA	11/2/2010	Guadalupe	Measure P	Fail
To help preserve, enhance and improve the infrastructure, safety and character of Guadalupe, shall an ordinance be adopted to increase the City of Guadalupe utility users tax from 5 percent to 7.5 percent for a period of six years?				
SANTA BARBARA	11/2/2010	Santa Barbara	Measure T	Fail
Shall an ordinance to amend the City's Zoning Ordinance to prohibit the operation or maintenance of storefront medical marijuana dispensaries within the City of Santa Barbara be adopted?				
SANTA CLARA	6/8/2010	San Jose	Measure K	Pass
Shall an ordinance be adopted to increase the Cardroom Tax rate on gross revenues from 13% to 15%, increase the number of cardroom tables by 18, permit any card game authorized under State law consistent with City regulations and betting limits as authorized under State law, all subject to City audit and oversight?				
SANTA CLARA	6/8/2010	Santa Clara	Measure J	Pass
Shall the City of Santa Clara adopt Ordinance 17.20 leasing City property for a professional football stadium and other events; no use of City General or Enterprise funds for construction; no new taxes for residents for stadium; Redevelopment Agency funds capped for construction; private party pays all construction cost overruns; no City/Agency obligation for stadium operating/maintenance; private party payment of projected fair market rent; and additional funds for senior/youth/library/recreation to City's General Fund?				

TABLE 1.2 TEXT FOR CITY BALLOT MEASURES BY COUNTY, 2010

SANTA CLARA	11/2/2010	Campbell	Measure M	Pass
To maintain/protect city services, including 911 emergency response times, firefighters, police patrols, crime prevention, city streets and pothole repair, after-school programs for children/teens and senior programs, shall the City of Campbell modify the existing business license tax set in 1982, with the cost for most businesses increasing \$50 and limiting annual cost-of-living adjustments to 2%, with proceeds placed in the City's General Fund for local use and with independent annual financial audits?				
SANTA CLARA	11/2/2010	Campbell	Measure N	Pass
To help prevent additional budget cuts and maintain/protect city services, including 911 emergency response times, firefighters, police patrols, crime prevention, city streets and pothole repair, after-school programs for children/teens and nutrition programs for seniors, shall the City of Campbell increase the existing transient occupancy tax charged to hotel guests from 10% to 12% with proceeds placed in the City's General Fund for local use and with independent annual financial audits?				
SANTA CLARA	11/2/2010	Campbell	Measure O	Pass
Shall the offices of City Clerk and City Treasurer be appointive?				
SANTA CLARA	11/2/2010	Morgan Hill	Measure P	Fail
Shall the offices of City Clerk and City Treasurer be appointive?				
SANTA CLARA	11/2/2010	Mountain View	Measure T	Pass
Without increasing the tax rate residents and businesses currently pay, shall the City of Mountain View adopt an ordinance to update its Utility Users Tax, that would ensure equal treatment of taxpayers regardless of telecommunications technology used and provide funds to preserve essential services including: fire protection; rapid emergency response and crime prevention; library hours and services; gang prevention programs; and maintenance of city parks, playgrounds and athletic fields; with independent audits and all revenue staying in Mountain View?				
SANTA CLARA	11/2/2010	Palo Alto	Measure R	Fail
Shall the Charter be amended to require the City to continuously maintain in all budgetary years at least the number of Fire Department Personnel authorized in the 2009-10 Annual Budget, and to prohibit the City from implementing any proposal to reduce fire staffing levels or close or relocate a fire station unless the City Council holds two public hearings, submits the measure to voters, and a majority of voters approve the proposal?				
SANTA CLARA	11/2/2010	Palo Alto	Measure S	Pass
To consolidate with county and State elections and help reduce the City's election costs, shall Article III, section 3 of the Palo Alto City Charter be amended to change the City's general municipal elections to each even-numbered year, with the next election scheduled for 2012, and to extend the terms of all current council members by one year in order to complete the transition to even-numbered year elections?				
SANTA CLARA	11/2/2010	San Jose	Measure U	Pass
In order to provide funding for essential City services such police, fire, emergency response, street maintenance, pothole repair, parks, libraries and youth and senior programs, shall an ordinance be adopted to impose a tax at a rate of up to 10% of gross receipts on marijuana businesses in San Jose, subject to existing independent financial audits, with all revenue controlled by the City?				
SANTA CLARA	11/2/2010	San Jose	Measure V	Pass
To provide fiscal stability, control costs and maintain City services to residents, shall the Charter be amended to permit binding arbitration only if outside arbitrators are (1) required to base awards to employees primarily on the City's ability to pay; and (2) prohibited from: creating any unfunded liability for the City, increasing police and firefighter compensation more than the rate of increase in General Fund revenues, or granting retroactive benefits?				
SANTA CLARA	11/2/2010	San Jose	Measure W	Pass
To provide fiscal stability, control costs and maintain City Services to residents, shall the Charter be amended to allow the Council, by ordinance and subject to the requirements of applicable law, to exclude any officer or employee hired on or after the ordinance's effective date from any retirement plan or benefit of any plan then in existence and to require that any new or different plan shall be actuarially sound?				
SANTA CLARA	11/2/2010	Saratoga	Measure Q	Fail
Shall the City of Saratoga adopt an ordinance setting a two-story limit for buildings on land in Commercial and Professional and Administrative Office zoning districts in the City and requiring voter approval of any future change to the two-story limit on those lands?				
SANTA CRUZ	11/2/2010	Santa Cruz	Measure H	Pass
To preserve the safety and quality of life of the City of Santa Cruz through City services--including law enforcement, fire protection, emergency medical response, park maintenance and youth programs--and to ensure that all taxpayers are treated fairly, shall the City's existing utility users tax be broadened to include changes in technology and laws, and increased by 1.5%, while including protections for low-income residents and seniors, and ensuring that all funds remain local?				
SHASTA	11/2/2010	Redding	Measure A	Pass
Shall an ordinance be adopted making a labor negotiations policy providing that City employees and City officials pay the full employee contribution of CalPERS pension benefits to be phased in over a period not to exceed four years?				

TABLE 1.2 TEXT FOR CITY BALLOT MEASURES BY COUNTY, 2010

SHASTA	11/2/2010	Redding	Measure B	Pass
Shall an Ordinance be adopted making a labor negotiations policy that City contributions to retiree health care plan premiums be changed from no time requirement to a formula based on years of service with a minimum five-year vesting requirement?				
SISKIYOU	11/2/2010	Dunsmuir	Recall 1	Pass
Shall PETER ARTH be recalled (removed) from the office of Member, City Council, of the City of Dunsmuir?				
SISKIYOU	11/2/2010	Dunsmuir	Recall 2	Pass
Shall MARIO RUBINO be recalled (removed) from the office of Member, City Council, of the City of Dunsmuir?				
SISKIYOU	11/2/2010	Mt. Shasta	Measure B	Fail
Shall the office of City Clerk be appointive?				
SISKIYOU	11/2/2010	Mt. Shasta	Measure C	Fail
Shall the office of City Treasurer be appointive?				
SOLANO	6/8/2010	Vallejo	Measure A	Pass
Shall Section 809 of the Charter of the City of Vallejo be repealed to remove the mediation/arbitration process, commonly referred to as binding interest arbitration, that permits an arbitrator, without City Council approval, to make the final decision to resolve disputes between the City and its recognized employee organizations on all matters relating to wages, hours, and working conditions and instead to use the method of resolving such disputes set forth in law?				
SONOMA	4/13/2010	Cotati	Measure A	Pass
To prevent potential elimination of the Police Department; restore Police services to 2008 levels; maintain financial viability of the City; prevent cuts to street paving, pothole repair, and park maintenance; restore City Hall service hours; and maintain other City services, shall the City of Cotati enact a one-half cent sales tax, which will sunset in 5 years, and be subject to annual financial audits and public expenditure reports?				
SONOMA	6/8/2010	Rohnert Park	Measure E	Pass
To preserve the safety and character of Rohnert Park, and maintain and protect general City services, including essential services such as neighborhood police patrols; fire protection; 9-1-1 emergency response; gang and sex offender enforcement; disaster preparedness; street paving and pothole repair; park maintenance; and other essential services shall the City of Rohnert Park enact a one-half cent transaction (sales) and use tax for five years, subject to annual audits and public review, with no money for Sacramento?				
SONOMA	11/2/2010	Cloverdale	Measure Q	Pass
Shall an ordinance be adopted creating an Urban Growth Boundary for the City of Cloverdale?				
SONOMA	11/2/2010	Cloverdale	Measure R	Pass
Shall the office of Cloverdale City Clerk be appointive?				
SONOMA	11/2/2010	Cloverdale	Measure S	Fail
Shall the office of Cloverdale City Treasurer be appointive?				
SONOMA	11/2/2010	Petaluma	Measure T	Pass
Shall an ordinance be adopted to change the expiration of Petaluma's Urban Growth Boundary (UGB) from December 31, 2018 to December 31, 2025?				
SONOMA	11/2/2010	Petaluma	Measure U	Fail
Shall an ordinance be adopted to reduce City of Petaluma wastewater service rates to rates in effect on January 1, 2006?				
SONOMA	11/2/2010	Santa Rosa	Measure O	Pass
Shall the voters of the City of Santa Rosa adopt an ordinance amending section 17-28.010 of the Santa Rosa City Code to extend Santa Rosa's Urban Growth Boundary ordinance until December 31, 2035?				
SONOMA	11/2/2010	Santa Rosa	Measure P	Pass
To help maintain essential City services including police and fire protection; violent and gang-crime prevention; pedestrian safety; property and nuisance-related crime prevention; street paving and pothole repair; park safety; and recreation and youth programs, shall the City of Santa Rosa enact a one-quarter cent sales tax for eight years, with all revenue staying in the City and subject to annual, independent audits and public expenditure reports?				
STANISLAUS	8/24/2010	Hughson	Recall 1	Pass
Shall Thomas Crowder be recalled (removed) from the office of Councilmember?				
STANISLAUS	8/24/2010	Hughson	Recall 2	Pass
Shall Doug Humphreys be recalled (removed) from the office of Councilmember?				

TABLE 1.2 TEXT FOR CITY BALLOT MEASURES BY COUNTY, 2010

STANISLAUS	8/24/2010	Hughson	Recall 3	Pass
Shall Ben Manley be recalled (removed) from the office of Councilmember?				
STANISLAUS	11/2/2010	Modesto	Measure J	Pass
Shall Section 300 of the Modesto City Charter be amended to eliminate run-off elections for Council districts and continue, if necessary, run-off elections for the position of Mayor, to be held on the first Tuesday in February of each even numbered year, commencing with the year 2012 and delete irrelevant dates?				
STANISLAUS	11/2/2010	Modesto	Measure K	Pass
Shall Section 300 of the Modesto City Charter be amended to clarify that any run-off election, if necessary, shall be conducted if any candidate for a particular office does not receive a majority of the valid votes cast for that office in a regular municipal election and to delete irrelevant dates?				
STANISLAUS	11/2/2010	Modesto	Measure L	Pass
(ADVISORY) Shall the City Council provide sewer service to the following unincorporated county area described below? The unincorporated area known as the "Parklawn Neighborhood" which is described generally as the area bounded by Hatch Road on north, Pearson Avenue/Union Pacific Railroad on west, Nelson Way extended from the centerline of Nelson Way westerly to Union Pacific Railroad on south, and Morgan Road/Union Pacific Railroad on east.				
STANISLAUS	11/2/2010	Patterson	Measure M	Fail
Shall the term of office of Mayor be changed from two (2) years to four (4) years effective at the election for Mayor on November 6, 2012?				
STANISLAUS	11/2/2010	Riverbank	Measure G	Fail
Shall an ordinance amending Section 34.47 of the Code of the City of Riverbank, providing that "for the privilege of occupancy in any hotel, each transient is subject and shall pay a tax in the amount of 9% of the rent charged by the operator", be adopted? If Measure G passes the transient occupancy tax rate as set forth in Section 34.47 of the Riverbank City Code would be increased from 4% to 9%?				
TULARE	6/8/2010	Porterville	Measure R	Fail
Measure R to amend Section 68 of the Freeholders Charter of the City of Porterville, eliminating the requirement that all leases contain a clause allowing the City Council to terminate the lease with 3 months notice, extending the allowed term of lease from 50 to 55 years, and allowing leases for up to 99 years if the lease provides for periodic review in light of market conditions, and the lease is established by ordinance after a noticed public hearing, and is therefore subject to referendum.				
TULARE	11/2/2010	Tulare	Measure W	Pass
Shall the City Charter be amended clarifying when municipal elections are held; repealing the procedure to deposit for signatures for initiative, referendum, and recall petitions; separating the titles of Parks & Recreation Director and Library Director; and repealing sections that are no longer applicable to the City?				
TUOLUMNE	6/8/2010	Sonora	Measure B	Pass
Shall Ordinance No. 790, which amends Chapter 3.20 of the City of Sonora Municipal Code to increase the Transient Occupancy Tax rate from eight percent (8%) to ten percent (10%), be adopted?				
VENTURA	11/2/2010	Port Hueneme	Measure G	Pass
Shall an ordinance of the City of Port Hueneme, California, amending Article V, Chapter 4 of the Port Hueneme Municipal Code replacing the Telephone Users tax regulations with Modern Communication Services tax regulations and reducing the tax rate from 4% to 3.75% be adopted?				
YOLO	6/8/2010	Davis	Measure Q	Pass
Shall Ordinance No. 2353, which would authorize the City of Davis to continue to collect a one-half cent sales and use tax for general government purposes through December 31, 2016, be adopted?				
YOLO	6/8/2010	Davis	Measure R	Pass
(ADVISORY) Shall Ordinance No. 2350, to Amend and Extend "Measure J" (Ordinance No. 2008 - Citizens' Right to Vote on Future Use of Open Space and Agricultural Lands) to Extend the Sunset Date of the Measure to December 31, 2020, and to Make Technical Changes to the Ordinance, be adopted?				
YOLO	6/8/2010	Winters	Measure W	Pass
To protect/maintain essential City of Winters services, including public safety (police/fire), 9-1-1 police/fire response times, maintaining the Community Center, recreation and swim programs, library services, and preserving other general City services, shall the City Utility Users Tax be increased to Nine and One Half Percent (9.50%), the tax not to exceed \$450 annually for each residential unit (dwelling), within the city limits (City Ordinance 2010-02)?				
YOLO	6/8/2010	Winters	Measure Y	Pass
(ADVISORY) Should revenue from the increase in the utility users tax proposed in the Winters Vital City Services Measure give priority to funding operational expenses for City of Winters police and fire services?				

TABLE 1.2 TEXT FOR CITY BALLOT MEASURES BY COUNTY, 2010

YOLO 6/8/2010 Woodland Measure S Pass
 (ADVISORY) This measure does not increase taxes. Shall any voter approved sales tax in the City of Woodland provide 30% of the sales tax received to the Woodland Public Library to restore educational and literacy programs and maintain operating hours at 54 hours per week?

YOLO 6/8/2010 Woodland Measure T Pass
 (ADVISORY) This measure does not increase taxes. Shall any voter approved sales tax in the City of Woodland provide 30% of the sales tax received to the Woodland Parks & Recreation Department to maintain current levels of park and public landscape maintenance and senior citizen programs?

YOLO 6/8/2010 Woodland Measure U Pass
 (ADVISORY) This measure does not increase taxes. Shall any voter approved sales tax in the City of Woodland provide 40% of the sales tax received to Public Safety services within the Woodland Police Department and Woodland Fire Department to maintain the current number of sworn police officers and firefighters?

YOLO 6/8/2010 Woodland Measure V Pass
 Shall the Woodland City Council implement a one-quarter cent sales tax for general CITY SERVICES, PROGRAMS AND FACILITIES, with the following mandatory restrictions? The sales tax will expire after four years, unless reauthorized by the voters. - A detailed spending plan and report will be presented to the public and published in newspapers.

YUBA 11/2/2010 Wheatland Measure S Pass
 To preserve the safety and character of Wheatland, and maintain and protect general city services including essential services such as neighborhood police patrols, 911 emergency response, disaster preparedness, street paving and pothole repair, park maintenance and other essential services, shall the City of Wheatland enact a one-half cent transaction (sales) and use tax for 10 years, subject to annual audits and public review?

TABLE 1.3 SUMMARY OF OUTCOMES FOR CITY BALLOT MEASURES BY TYPE OF MEASURE AND COUNTY, 2010

	TAXES		BONDS		CHARTER AMENDMENT		ADVISORY		INITIATIVE		RECALL		ORDINANCE		ALL CITY MEASURES		
	PASS	FAIL	PASS	FAIL	PASS	FAIL	PASS	FAIL	PASS	FAIL	PASS	FAIL	PASS	FAIL	PASS	FAIL	TOTAL
Alameda	8	2	0	1	1	0			0	1			3	1	12	5	17
Amador	0	1					1	0					1	0	2	1	3
Butte	1	0													1	0	1
Colusa	0	1											0	1	0	2	2
Contra Costa	3	3					0	1					0	1	3	5	8
Del Norte									0	1					0	1	1
El Dorado	1	0											0	1	1	1	2
Fresno	0	2			1	0							2	1	3	3	6
Humboldt	1	0			1								2	0	4	0	4
Imperial	1	0													1	0	1
Inyo													1	0	1	0	1
Kern	0	1											3	0	3	1	4
Los Angeles	9	3			6	2	1	0			2	0	4	3	22	8	30
Madera													1	0	1	0	1
Marin	8	1													8	1	9
Merced											2	0			2	0	2
Monterey	2	1			1	0			1	0					4	1	5
Napa	2	1													2	1	3
Orange	2	0			4	1	0	1	3	0	1	0	5	2	15	4	19
Placer	0	1			5	2			1	0					6	3	9
Riverside	5	2					2	0			4	1	14	1	25	4	29
Sacramento	5	1											2	3	7	4	11
San Bernardino	0	2			2	2	0	1	0	1			1	3	3	9	12
San Diego	0	4			5	0	0	1			1	0	2	0	8	5	13
San Joaquin	2	0			1	0							2	0	5	0	5
San Luis Obispo			0	1									4	3	4	4	8
San Mateo	1	1			1	0							6	0	8	1	9
Santa Barbara	0	1											0	3	0	4	4

TABLE 1.3 SUMMARY OF OUTCOMES FOR CITY BALLOT MEASURES BY TYPE OF MEASURE AND COUNTY, 2010

	TAXES		BONDS		CHARTER AMENDMENT		ADVISORY		INITIATIVE		RECALL		ORDINANCE		ALL CITY MEASURES		
	PASS	FAIL	PASS	FAIL	PASS	FAIL	PASS	FAIL	PASS	FAIL	PASS	FAIL	PASS	FAIL	PASS	FAIL	TOTAL
Santa Clara	5	0			3	1							2	2	10	3	13
Santa Cruz	1	0													1	0	1
Shasta													2	0	2	0	2
Siskiyou											2	0	0	2	2	2	4
Solano					1	0									1	0	1
Sonoma	3	0											4	2	7	2	9
Stanislaus	0	1			2	0	1	0			3	0	0	1	6	2	8
Tulare					1	1									1	1	2
Tuolumne	1	0													1	0	1
Ventura	1	0													1	0	1
Yolo	3	0					5	0							8	0	8
Yuba	1	0													1	0	1
All Counties	65	29	0	2	33	9	10	4	5	3	15	1	61	30	192	78	270

TABLE 1.4 SUMMARY OF ELECTION OUTCOMES FOR CITY BALLOT MEASURES BY TOPIC OF MEASURE AND COUNTY, 2010

	EDUCATION		LAND USE		SAFETY		GOVERNANCE		ENVIRONMENT		TRANSPORT		FACILITIES		HOUSING		GAMBLING		GENERAL SERVICES		REVENUE		OTHER		ALL CITY MEASURES		
	PASS	FAIL	PASS	FAIL	PASS	FAIL	PASS	FAIL	PASS	FAIL	PASS	FAIL	PASS	FAIL	PASS	FAIL	PASS	FAIL	PASS	FAIL	PASS	FAIL	PASS	FAIL	PASS	FAIL	TOTAL
Alameda			2	2	2	1	1	0					0	1							7	1			12	5	34
Amador			1	0															1	0	0	1			2	1	6
Butte																					1	0			1	0	2
Colusa							0	1													0	1			0	2	4
Contra Costa			0	2																	3	3			3	5	16
Del Norte																			0	1					0	1	2
El Dorado																			1	0	0	1			1	1	4
Fresno							3	1													0	2			3	3	12
Humboldt			1	0			1	0							1	0					1	0			4	0	8
Imperial																					1	0			1	0	2
Inyo																							1	0	1	0	2
Kern							1	0											2	1					3	1	8
Los Angeles			1	1	1	0	7	3							1	0					11	4	1	0	22	8	60
Madera							1	0																	1	0	2
Marin					5	1							2	0							1	0			8	1	18
Merced							2	0																	2	0	4
Monterey							2	0					0	1							2	0			4	1	10
Napa																					2	1			2	1	6
Orange	1	0	0	2			8	1	1	0	1	0	0	1							3	0	1	0	15	4	38
Placer							6	2													0	1			6	3	18
Riverside					2	0	20	2													3	2			25	4	58
Sacramento							2	3													5	1			7	4	22
San Bernardino			0	1			1	4					2	0							0	2	0	2	3	9	24
San Diego			1	0			7	0			0	1									0	4			8	5	26
San Joaquin							2	0							1	0					2	0			5	0	10
San Luis Obispo			0	2	0	1	4	1																	4	4	16
San Mateo			1	0			5	0							1	0					1	1			8	1	18
Santa Barbara			0	2			0	1													0	1			0	4	8
Santa Clara			0	1			4	2					1	0			1	0			4	0			10	3	26

TABLE 1.4 SUMMARY OF ELECTION OUTCOMES FOR CITY BALLOT MEASURES BY TOPIC OF MEASURE AND COUNTY, 2010

	EDUCATION		LAND USE		SAFETY		GOVERNANCE		ENVIRONMENT		TRANSPORT		FACILITIES		HOUSING		GAMBLING		GENERAL SERVICES		REVENUE		OTHER		ALL CITY MEASURES			
	PASS	FAIL	PASS	FAIL	PASS	FAIL	PASS	FAIL	PASS	FAIL	PASS	FAIL	PASS	FAIL	PASS	FAIL	PASS	FAIL	PASS	FAIL	PASS	FAIL	PASS	FAIL	PASS	FAIL	TOTAL	
Santa Cruz																					1	0			1	0	2	
Shasta							2	0																	2	0	4	
Siskiyou							2	2																	2	2	8	
Solano							1	0																	1	0	2	
Sonoma			3	0			1	1											0	1	3	0			7	2	18	
Stanislaus							5	1											1	0	0	1			6	2	16	
Tulare							1	1																	1	1	4	
Tuolumne																						1	0			1	0	2
Ventura																						1	0			1	0	2
Yolo			1	0	2	0							2	0								3	0			8	0	16
Yuba																						1	0			1	0	2
All Counties	1	0	11	13	12	3	89	26	1	0	1	1	7	3	4	0	1	0	5	3	57	27	3	2	192	78	270	

PART 2
VOTE TOTALS FOR
CITY OFFICE CANDIDATES

TABLE 2.1 VOTE TOTALS FOR CITY OFFICE CANDIDATES BY COUNTY AND ELECTION DATE, 2010

COUNTY	DATE	CITY	OFFICE	DIS-TRICT/ SEAT	TERM OF OFFICE	CANDIDATE'S LAST NAME	CANDIDATE'S FIRST NAME	CANDIDATE'S BALLOT DESIGNATION	IN- CUM- BENT	NUMBER OF CAN- DIDATES	VOTES FOR CAN- DIDATE	TOTAL VOTES CAST ¹	PER- CENT OF VOTE	ELECT- ED					
ALAMEDA	2/2/2010	Piedmont	CITY COUNCIL		Full	Chiang	John	Incumbent	Yes	5	2,432	8,295	29.3%	Yes					
						Wieler	Jeff	Business Manager, Columnist	No	5	2,167	8,295	26.1%	Yes					
						Keating	Garrett	Incumbent	Yes	5	2,126	8,295	25.6%	Yes					
						Watters	Julie A.	Business Development Manager	No	5	1,359	8,295	16.4%	No					
						Bostrom	Sunny	Deputy Marriage Commissioner	No	5	188	8,295	2.3%	No					
	6/8/2010	Hayward	CITY COUNCIL		Full	Peixoto	Marvin	Planning Commissioner	No	6	7,140	24,188	29.5%	Yes					
						Salinas	Mark	Educator	No	6	6,200	24,188	25.6%	Yes					
						Lamnin	Sara	Prog. Dir., Hayward Community Action Ntwrk.	No	6	4,989	24,188	20.6%	No					
						Farias, Jr.	Ralph R.	Businessman	No	6	2,337	24,188	9.7%	No					
						Oiwa	Steve	Retired Business Owner	No	6	1,759	24,188	7.3%	No					
						Fitzpatrick	Lawrence M.	Security Officer	No	6	1,655	24,188	6.8%	No					
						MAYOR	Full	Sweeney	Michael	Mayor	Yes	1	13,085	13,442	97.3%	Yes			
						11/2/2010	Alameda	CITY COUNCIL		Full	Bonta	Rob	City of Alameda Health Care District Director	No	8	9,164	44,688	20.5%	Yes
											Tam	Lena	Alameda City Councilmember	Yes	8	7,748	44,688	17.3%	Yes
											Johnson	Beverly J.	Attorney/Alameda Mayor	Yes	8	7,682	44,688	17.2%	No
	Sweeney	Jean	Retired Teacher	No	8						7,018	44,688	15.7%	No					
	Ashcraft	Marilyn Ezzy	Planning Commissioner/Arbitrator	No	8						5,560	44,688	12.4%	No					
	Jensen	Tracy	Alameda School District Board Member	No	8						3,211	44,688	7.2%	No					
	Gillitt	Adam F.	Alameda Business Owner	No	8						2,291	44,688	5.1%	No					
	Mitchell	Jeff	Journalist, Communications Consultant	No	8						1,879	44,688	4.2%	No					
MAYOR	Full	Gilmore	Marie	Councilmember, City of Alameda	No						5	9,298	25,196	36.9%	Yes				
Matarrese	Frank	Councilmember/Business Owner	No	5	6,074						25,196	24.1%	No						
deHaan	Doug	Councilmember/Consultant	No	5	5,870	25,196	23.3%	No											
Daysog	Tony	Senior Associate/Planner	No	5	2,977	25,196	11.8%	No											
Kahn	Kenneth	Independent Entertainment Consultant	No	5	882	25,196	3.5%	No											
Albany		CITY ATTORNEY		Full	Zweben	Robert	Incumbent	Yes	1	4,498	4,579	98.2%	Yes						
					CITY COUNCIL	Full	Wile	Joanne R.	Incumbent	Yes	4	3,171	11,137	28.5%	Yes				
							Atkinson	Marge	Incumbent	Yes	4	3,136	11,137	28.2%	Yes				
							O'Keefe	Caryl	Retired Economist	No	4	2,663	11,137	23.9%	No				
							Papalia	Francesco	Real Estate Professional	No	4	2,128	11,137	19.1%	No				

¹Write-in candidate votes, when reported by the county, have been included in the total votes cast. For these contests, the sum of the candidate votes is less than the total votes cast.

TABLE 2.1 VOTE TOTALS FOR CITY OFFICE CANDIDATES BY COUNTY AND ELECTION DATE, 2010

COUNTY	DATE	CITY	OFFICE	DIS-TRICT/ SEAT	TERM OF OFFICE	CANDIDATE'S LAST NAME	CANDIDATE'S FIRST NAME	CANDIDATE'S BALLOT DESIGNATION	IN- CUM BENT	NUMBER OF CAN- DIDATES	VOTES FOR CAN- DIDATE	TOTAL VOTES CAST ¹	PER- CENT OF VOTE	ELECT- ED
ALAMEDA (continued)	11/2/2010	Berkeley	RENT CONTROL BOARD		Full	Townley	Jesse	Rent Stabilization Board Member	Yes	9	17,456	121,610	14.4%	Yes
						Webster	Pam	Rent Board Commissioner	Yes	9	16,117	121,610	13.3%	Yes
						Blake	Dave	Rent Board Commissioner	Yes	9	15,784	121,610	13.0%	Yes
						Stephens	Lisa	Rent Board Commissioner	Yes	9	15,336	121,610	12.6%	Yes
						Harr	Katherine	Appointed Rent Board Commissioner	No	9	15,231	121,610	12.5%	Yes
						Dodsworth	Asa	Sustainable Landscape Designer	No	9	15,022	121,610	12.4%	Yes
						Perezvelez	George	Commissioner/Restaurant Manager	No	9	9,308	121,610	7.7%	No
						Larsen	Tamar	Parent/Educator	No	9	8,578	121,610	7.1%	No
						Levenson	Marcia	Housing Advisory Commissioner	No	9	8,124	121,610	6.7%	No
						Berkeley ^{RCV}			CITY AUDITOR		Full	Hogan	Ann-Marie	City Auditor
CITY COUNCIL	1	Full	Maio	Linda	Berkeley City Councilmember				Yes	4	3,727	5,685	65.6%	Yes
			Kingeter	Jasper	Youth Recreation Leader				No	4	1,274	5,685	22.4%	No
			Mitchell	Merrilie	Community Volunteer				No	4	476	5,685	8.4%	No
			Di Donato	Anthony	Caretaker/Property Manager				No	4	190	5,685	3.3%	No
4	Full	Arreguin	Jesse	Berkeley City Councilmember	Yes				4	2,537	4,740	53.5%	Yes	
		Novosel	Jim	Architect/Bee Keeper	No				4	1,489	4,740	31.4%	No	
		Wahl	Bernt Rainer	Engineer/Adjunct Professor	No				4	504	4,740	10.6%	No	
		Panzer	Eric	GIS Analyst	No				4	185	4,740	3.9%	No	
7	Full	Worthington	Kriss	City Councilmember	Yes				3	2,077	4,177	49.7%	Yes	
		Beier	George	Community Volunteer	No				3	1,434	4,177	34.3%	No	
		Rosales	Cecilia "Ces"	Small Business Owner	No				3	630	4,177	15.1%	No	
8	Full	Wozniak	Gordon	Incumbent	Yes				3	2,803	4,593	61.0%	Yes	
		Jones	Stewart	Teacher	No				3	888	4,593	19.3%	No	
		McCormick	Jacquelyn	Business Owner	No				3	878	4,593	19.1%	No	
Dublin		CITY COUNCIL	Full	Swalwell	Eric	Deputy District Attorney	No	4	6,468	17,573	36.8%	Yes		
				Biddle	Don	Appointed Incumbent	No	4	5,380	17,573	30.6%	No		
				Scholz	Kate Ann	Incumbent	Yes	4	3,638	17,573	20.7%	No		
				Costello	Shawn	Restaurant Entertainment Worker	No	4	1,993	17,573	11.3%	No		
				MAYOR	Full	Sibranti	Tim	Mayor/Teacher	Yes	1	10,235	10,482	97.6%	Yes

^{RCV}Rank choice voting contest. The elected outcome reflects the result of the rank choice process.

TABLE 2.1 VOTE TOTALS FOR CITY OFFICE CANDIDATES BY COUNTY AND ELECTION DATE, 2010

COUNTY	DATE	CITY	OFFICE	DIS-TRICT/ SEAT	TERM OF OFFICE	CANDIDATE'S LAST NAME	CANDIDATE'S FIRST NAME	CANDIDATE'S BALLOT DESIGNATION	IN- CUM- BENT	NUMBER OF CAN- DIDATES	VOTES FOR CAN- DIDATE	TOTAL VOTES CAST ¹	PER- CENT OF VOTE	ELECT- ED					
ALAMEDA (continued)	11/2/2010	Fremont	CITY COUNCIL		Full	Natarajan	Anu	Fremont City Councilmember	Yes	10	18,835	83,410	22.6%	Yes					
						Harrison	Bill	Business Owner/Councilmember	Yes	10	17,800	83,410	21.3%	Yes					
						Bacon	Vinnie	Technical Support Manager	No	10	16,964	83,410	20.3%	No					
						McDonald	Kathy Rhyu	Community Volunteer	No	10	11,046	83,410	13.2%	No					
						Herndon	J. Timothy	Business Owner	No	10	3,974	83,410	4.8%	No					
						Rodriguez	Vladimir	Analyst	No	10	3,807	83,410	4.6%	No					
						Khan	Fazlur	Management Consultant	No	10	3,126	83,410	3.7%	No					
						Briggs	Kristen	Administrative Clerk	No	10	2,848	83,410	3.4%	No					
						Susoev	Linda	Housekeeper	No	10	2,545	83,410	3.1%	No					
						Flynn	Carl	Restaurant Manager	No	10	2,223	83,410	2.7%	No					
Oakland ^{RCV}			CITY AUDITOR		Full	Ruby	Courtney	Oakland City Auditor	Yes	2	65,051	95,948	67.8%	Yes					
						Kilian	Michael	Certified Public Accountant	No	2	30,897	95,948	32.2%	No					
			CITY COUNCIL	2	Full	Kernighan		Full	Kernighan	Patricia	City Councilmember	Yes	2	8,917	13,569	65.7%	Yes		
									Pae	Jennifer S.	Non-Profit Executive	No	2	4,577	13,569	33.7%	No		
						4	Full	Schaaf		Full	Schaaf	Libby	Public Policy Advisor	No	7	8,746	20,937	41.8%	Yes
											Broadhurst	Jill	Community Volunteer	No	7	4,794	20,937	22.9%	No
											Shelby	Melanie	Small Business Owner	No	7	2,448	20,937	11.7%	No
											Swafford	Daniel	Business Management Consultant	No	7	2,345	20,937	11.2%	No
											Killian	Clinton	Small Business Owner	No	7	1,133	20,937	5.4%	No
											Kanz	Ralph	Conservation Director	No	7	878	20,937	4.2%	No
	Gillen	Jason							Financial Consultant		No	7	526	20,937	2.5%	No			
	6	Full							Brooks		Desley	Incumbent	Yes	3	8,254	12,866	64.2%	Yes	
	Dorado		Jose	Small Business Owner	No	3	2,755	12,866	21.4%	No									
	Sidebotham		Nancy	Tax Preparer	No	3	1,773	12,866	13.8%	No									
MAYOR			Full	Perata	Don	No Ballot Designation	No	10	40,293	119,408	33.7%	No							
				Quan	Jean	Councilmember	No	10	29,198	119,408	24.5%	Yes							
				Kaplan	Rebecca	Oakland City Councilmember At-Large	No	10	25,788	119,408	21.6%	No							
				Tuman	Joe	Professor/Political Analyst	No	10	14,332	119,408	12.0%	No							
				Hodge	Marcie	Peralta College Trustee	No	10	2,984	119,408	2.5%	No							
				Candell	Terence	Educator/Businessman	No	10	2,308	119,408	1.9%	No							
				MacLeay	Don	Computer Network Technician	No	10	1,627	119,408	1.4%	No							
				Harland	Greg	Investor	No	10	960	119,408	0.8%	No							
				Young, Jr.	Larry Lionel "LL"	Teacher/Realtor/Speaker	No	10	924	119,408	0.8%	No							
				Fields	Arnold	Entrepreneur/Visionary/Businessman	No	10	728	119,408	0.6%	No							

^{RCV}Rank choice voting contest. The elected outcome reflects the result of the rank choice process.

TABLE 2.1 VOTE TOTALS FOR CITY OFFICE CANDIDATES BY COUNTY AND ELECTION DATE, 2010

COUNTY	DATE	CITY	OFFICE	DIS-TRICT/ SEAT	TERM OF OFFICE	CANDIDATE'S LAST NAME	CANDIDATE'S FIRST NAME	CANDIDATE'S BALLOT DESIGNATION	IN- CUM- BENT	NUMBER OF CAN- DIDATES	VOTES FOR CAN- DIDATE	TOTAL VOTES CAST ¹	PER- CENT OF VOTE	ELECT- ED				
ALAMEDA (continued)	11/2/2010	Pleasanton	CITY COUNCIL		Full	Thorne	Jerry	Councilmember/Retired Engineer	Yes	4	14,201	42,438	33.5%	Yes				
						Cook-Kallio	Cheryl	City Councilmember/Teacher	Yes	4	12,009	42,438	28.3%	Yes				
						Brown	Karla	Pleasanton Business Woman	No	4	11,234	42,438	26.5%	No				
						Watson	Fred	Manager Volunteering Services	No	4	4,928	42,438	11.6%	No				
					MAYOR	Full	Hosterman	Jennifer	Mayor	Yes	2	13,693	25,711	53.3%	Yes			
							McGovern	Cindy	Pleasanton City Councilmember	No	2	11,963	25,711	46.5%	No			
					San Leandro ^{RCV}	CITY COUNCIL	1	Full	Gregory	Michael J.	Incumbent	Yes	2	12,973	19,822	65.4%	Yes	
								Anderson, Sr.	Daivd L.	Retired Sheetmetal Worker	No	2	6,701	19,822	33.8%	No		
							3	Full	Souza	Diana M.	Incumbent	Yes	1	16,995	17,485	97.2%	Yes	
							5	Full	Cutter	Pauline Russo	Educator/Preschool Director	No	2	10,719	20,145	53.2%	Yes	
									Lopez	Corina N.	San Leandro Business Owner	No	2	9,215	20,145	45.7%	No	
						MAYOR	Full	Santos	Anthony B. "Tony"	Mayor of San Leandro	Yes	5	7,956	22,412	35.5%	No		
									Cassidy	Stephen H.	Consumer Protection Agency	No	5	7,894	22,412	35.2%	Yes	
									Starosciak	Joyce Rutledge	San Leandro City Councilmember	No	5	5,192	22,412	23.2%	No	
									Mestas	Sara M.	Businesswoman	No	5	918	22,412	4.1%	No	
									Palau	John R.	Construction Manager	No	5	388	22,412	1.7%	No	
					Union City	CITY COUNCIL		Full	Gacoscos	Pat D.	Board Member, Union Sanitary District	No	9	6,918	33,969	20.4%	Yes	
										Duncan	Emily	Businesswoman	No	9	6,261	33,969	18.4%	Yes
										Ellis	Lorin	Human Resources Executive	No	9	5,058	33,969	14.9%	Yes
										Singh	Gary	Business Owner	No	9	4,939	33,969	14.5%	No
							Repar	John A.	Retired Business Manager	No	9	3,059	33,969	9.0%	No			
							Stone	Bill	Insurance Agency Owner	No	9	2,758	33,969	8.1%	No			
							Bhat	Subru	Quality Assurance Professional	No	9	2,628	33,969	7.7%	No			
							Greaney	James	Retail Sales Associate	No	9	1,237	33,969	3.6%	No			
							Dingle	Rommel C.	Liability Insurance Underwriter	No	9	967	33,969	2.8%	No			
ALPINE	No City Contests																	
AMADOR	11/2/2010	Amador City	CITY CLERK		Full	Davidson	Joyce A.	Incumbent	Yes	1	65	67	97.0%	Yes				
			CITY COUNCIL		Full	Knox	Tim	Incumbent	Yes	2	52	102	51.0%	Yes				
						Vasquez	Michael E.	Incumbent	Yes	2	43	102	42.2%	Yes				

^{RCV}Rank choice voting contest. The elected outcome reflects the result of the rank choice process.

TABLE 2.1 VOTE TOTALS FOR CITY OFFICE CANDIDATES BY COUNTY AND ELECTION DATE, 2010

COUNTY	DATE	CITY	OFFICE	DIS-TRICT/ SEAT	TERM OF OFFICE	CANDIDATE'S LAST NAME	CANDIDATE'S FIRST NAME	CANDIDATE'S BALLOT DESIGNATION	IN- CUM- BENT	NUMBER OF CAN- DIDATES	VOTES FOR CAN- DIDATE	TOTAL VOTES CAST ¹	PER- CENT OF VOTE	ELECT- ED		
AMADOR (continued)	11/2/2010	Ione	CITY COUNCIL		Full	Smylie	Ron	Teacher/Business Owner	No	6	989	3,945	25.1%	Yes		
						Oneto	Lloyd	Rancher/Contractor	No	6	848	3,945	21.5%	Yes		
						Epperson	Daniel	Pastor	No	6	683	3,945	17.3%	Yes		
						Ulm	James	Electrician	Yes	6	556	3,945	14.1%	No		
						Ard	Lee	Incumbent	Yes	6	523	3,945	13.3%	No		
						Sherman	Jerry	Retired Teacher	No	6	324	3,945	8.2%	No		
		Plymouth	CITY COUNCIL		Full	McGinness	Sean	Fire Fighter	No	3	185	475	38.9%	Yes		
						Amoruso	Peter	Rancher	No	3	175	475	36.8%	Yes		
						Kyles	Sandy	No Ballot Designation	No	3	103	475	21.7%	No		
		Sutter Creek	CITY COUNCIL		Full	Rianda	Linda	Appointed Incumbent	No	4	621	2,159	28.8%	Yes		
						Swift	Jim	Business Owner	No	4	614	2,159	28.4%	Yes		
						Weatherly	Bart	Fire Suppression Captain	No	4	519	2,159	24.0%	No		
						Arata	E. Edward	No Ballot Designation	No	4	391	2,159	18.1%	No		
		BUTTE	11/2/2010	Briggs	CITY COUNCIL		Full	Thompson	Angela M.	Incumbent	Yes	4	265	907	29.2%	Yes
								Arnold	Douglas	Incumbent	Yes	4	243	907	26.8%	Yes
Sheppard	James Theo "Bo"							Retired	Yes	4	215	907	23.7%	Yes		
Dunn	Keith A.							Soil Conservation Aide	No	4	177	907	19.5%	No		
Chico	CITY COUNCIL				Full	Sorensen	Mark	Small Business Owner	No	9	13,225	68,907	19.2%	Yes		
						Gruendl	Scott	Councilmember/Administrator	Yes	9	10,717	68,907	15.6%	Yes		
						Flynn	Mary	Incumbent	Yes	9	10,448	68,907	15.2%	Yes		
						Evans	Bob	Retired Business Manager	No	9	10,320	68,907	15.0%	No		
						Herrera	Mark	Independent Consultant	No	9	9,154	68,907	13.3%	No		
						Kromer	Bob	Retired Businessman	No	9	9,005	68,907	13.1%	No		
						Colgan	Quentin	Writer	No	9	2,599	68,907	3.8%	No		
						Donnan	Dave	Realtor/Entrepreneur	No	9	1,635	68,907	2.4%	No		
						Sharma	Brahama D.	Professor Past Administrator	No	9	1,686	68,907	2.4%	No		
Oroville	CITY COUNCIL				Full	Berry	Jack	Retired Police Officer	No	7	1,271	7,972	15.9%	Yes		
						Bunker	Barbara Cheri	Retired CHP Dispatcher	No	7	1,186	7,972	14.9%	Yes		
						Andoe	Gordon	Retired Property Appraiser	No	7	1,154	7,972	14.5%	Yes		
						Gordon	Dan	Planning Commissioner	No	7	1,102	7,972	13.8%	No		
						Romaguera	Rob	No Ballot Designation	No	7	1,093	7,972	13.7%	No		
						Hatley	Art	Incumbent	Yes	7	1,088	7,972	13.6%	No		
						Quintel	David	Real Estate Agent	No	7	1,061	7,972	13.3%	No		
			CITY TREASURER		Full	Fairbanks	Karolyn	Certified Municipal Treasurer	Yes	1	2,599	2,645	98.3%	Yes		

TABLE 2.1 VOTE TOTALS FOR CITY OFFICE CANDIDATES BY COUNTY AND ELECTION DATE, 2010

COUNTY	DATE	CITY	OFFICE	DIS-TRICT/ SEAT	TERM OF OFFICE	CANDIDATE'S LAST NAME	CANDIDATE'S FIRST NAME	CANDIDATE'S BALLOT DESIGNATION	IN- CUM- BENT	NUMBER OF CAN- DIDATES	VOTES FOR CAN- DIDATE	TOTAL VOTES CAST ¹	PER- CENT OF VOTE	ELECT- ED
BUTTE (continued)	11/2/2010	Oroville	MAYOR		Full	Dahlmeier	Linda	Small Business Owner	No	2	1,662	3,215	51.7%	Yes
						Coots	Victoria K.	Retired Deputy Sheriff	No	2	1,543	3,215	48.0%	No
		Paradise	CITY COUNCIL		Full	Titus	Tim	Business Owner	No	8	4,304	18,084	23.8%	Yes
						Lotter	Scott	Town Council Member	Yes	8	3,162	18,084	17.5%	Yes
						Aldred	Fred	Local Business Owner	Yes	8	2,516	18,084	13.9%	No
						Davis	David "Grumpy"	Business Owner	No	8	2,275	18,084	12.6%	No
						Habriel	Ward	Retired Educator	No	8	1,946	18,084	10.8%	No
						Schuster	Melissa S.	Business Owner	No	8	1,821	18,084	10.1%	No
						Grossberger	April	No Ballot Designation	No	8	1,509	18,084	8.3%	No
McEtchin	Stan	No Ballot Designation	No	8	510	18,084	2.8%	No						
CALAVERAS	11/2/2010	Angels Camp	CITY CLERK		Full	Kelly	Mary	Appointed Incumbent	Yes	1	1,217	1,240	98.1%	Yes
			CITY COUNCIL		Full	Raggio	Stuart	No Ballot Designation	No	5	949	2,700	35.1%	Yes
				Lynch	Jack	Mayor/Retired Businessman	Yes	5	561	2,700	20.8%	Yes		
				Difu	Steve	Retired Businessman	No	5	555	2,700	20.6%	No		
				Bloechl	Geno	Community Volunteer	No	5	352	2,700	13.0%	No		
				Fry	George	School Board Trustee	No	5	266	2,700	9.9%	No		
COLUSA	11/2/2010	Williams	CITY COUNCIL		Full	Ash	Patricia	City Councilmember	Yes	2	383	887	43.2%	Yes
						Plachek-Fulcher	Angela	Appointed Incumbent	No	2	318	887	35.9%	Yes
CONTRA COSTA	11/2/2010	Antioch	CITY COUNCIL		Full	Harper	Wade	Police Lieutenant	No	5	9,228	38,078	24.2%	Yes
						Agopian	Gary	Real Estate Salesperson	No	5	7,795	38,078	20.5%	Yes
						Simonsen	Arne	Retired Business Owner	No	5	7,638	38,078	20.1%	No
						Moore	Reggie	Municipal Worker/Councilmember	Yes	5	6,923	38,078	18.2%	No
						Parsons	Martha	Appointed Council Member	No	5	6,392	38,078	16.8%	No
		Brentwood	CITY COUNCIL		Full	Barr	Steve	Board Member, Liberty Union High SD	No	6	6,471	24,636	26.3%	Yes
						Bryant	Joel	Brentwood Business Owner	No	6	6,322	24,636	25.7%	Yes
						Becnel	Chris	Councilmember/Attorney/CPA	Yes	6	5,284	24,636	21.4%	No
						Cushing	Jim	Commercial Realty Broker	No	6	2,730	24,636	11.1%	No
						Davis	Scott M.	Businessman	No	6	2,567	24,636	10.4%	No
						McIntosh	Kim	No Ballot Designation	No	6	1,211	24,636	4.9%	No
		Clayton	CITY COUNCIL		Full	Shuey	David "Shoe"	Incumbent	Yes	4	3,269	9,065	36.1%	Yes
						Stratford	Ross "Hank"	Incumbent	Yes	4	3,028	9,065	33.4%	Yes
						Meriam	Ted	Businessman	No	4	1,625	9,065	17.9%	No
						Diaz	Jim	Security Services Executive	No	4	1,128	9,065	12.4%	No

TABLE 2.1 VOTE TOTALS FOR CITY OFFICE CANDIDATES BY COUNTY AND ELECTION DATE, 2010

COUNTY	DATE	CITY	OFFICE	DIS-TRICT/ SEAT	TERM OF OFFICE	CANDIDATE'S LAST NAME	CANDIDATE'S FIRST NAME	CANDIDATE'S BALLOT DESIGNATION	IN- CUM- BENT	NUMBER OF CAN- DIDATES	VOTES FOR CAN- DIDATE	TOTAL VOTES CAST ¹	PER- CENT OF VOTE	ELECT- ED	
CONTRA COSTA (continued)	11/2/2010	Concord	CITY COUNCIL		Full	Hoffmeister	Laura	Concord Council Member	Yes	10	16,150	83,093	19.4%	Yes	
						Grayson	Tim	Concord Police Chaplain	No	10	13,896	83,093	16.7%	Yes	
						Leone	Ron	High School Principal	No	10	13,098	83,093	15.8%	Yes	
						Birsan	Ed	Small Business Owner	No	10	11,209	83,093	13.5%	No	
						Obringer	Carolyn	Education Policy Analyst	No	10	9,571	83,093	11.5%	No	
						Hoag	Robert	Retired Account Executive	No	10	6,122	83,093	7.4%	No	
						Kremin	Terry	Mechanic/Scientist/Teacher	No	10	5,935	83,093	7.1%	No	
						Quarry	Art	Retired County Planner	No	10	3,125	83,093	3.8%	No	
						Davis-Lucey	Suzanne H.	Deputy Conservator/Guardian	No	10	2,349	83,093	2.8%	No	
			Poston	Paul S.	Retired Delivery Specialist	No	10	1,440	83,093	1.7%	No				
				CITY TREASURER		Full	Wentling	Thomas J.	City Treasurer	Yes	1	19,376	19,839	97.7%	Yes
			El Cerrito	CITY COUNCIL		Full	Abelson	Janet	Incumbent	Yes	2	6,327	11,839	53.4%	Yes
							Benassini	Rebecca	Urban Economic Analyst	No	2	5,355	11,839	45.2%	Yes
			Hercules	CITY COUNCIL		Full	Delgado	John J.	Prosecutor	No	4	3,528	11,500	30.7%	Yes
							Devera	Myrna L.	Business Owner	No	4	3,453	11,500	30.0%	Yes
							McDonald	Joe Eddy	Incumbent	Yes	4	2,305	11,500	20.0%	No
							Valstad	Kris	Incumbent	Yes	4	2,196	11,500	19.1%	No
			Lafayette	CITY COUNCIL		Full	Tatzin	Don	Incumbent	Yes	4	6,332	18,915	33.5%	Yes
							Andersson	Brandt	City Council Member, Lafayette	Yes	4	5,649	18,915	29.9%	Yes
Reilly	Traci P.	Community/School Volunteer					No	4	4,241	18,915	22.4%	No			
Riggio	Dino	Business Owner					No	4	2,647	18,915	14.0%	No			
Martinez	CITY COUNCIL		Full	Menesini	Michael	Councilmember/Assistant DA	Yes	5	5,817	22,543	25.8%	Yes			
				DeLaney	Lara	Vice Mayor	Yes	5	4,953	22,543	22.0%	Yes			
				McLaughlin	Kathi	School Board President	No	5	4,789	22,543	21.2%	No			
				Gerlack	Gay	Business Owner	No	5	4,588	22,543	20.4%	No			
				Alstad	Scott M.	Business Owner	No	5	2,336	22,543	10.4%	No			
		MAYOR		Full	Schroder	Rob	Mayor, City of Martinez	Yes	4	8,869	13,543	65.5%	Yes		
					Fitzgerald	John	Painting Contractor	No	4	3,026	13,543	22.3%	No		
					Alford	Michael	Retired	No	4	1,301	13,543	9.6%	No		
					McGee	Ed	No Ballot Designation	No	4	291	13,543	2.1%	No		
Moraga	CITY COUNCIL		Full	Trotter	Dave	Town Councilmember/Attorney	Yes	5	4,641	12,284	37.8%	Yes			
				Chew	Ken	Mayor/Professional Engineer	Yes	5	4,186	12,284	34.1%	Yes			
				Freeman	Seth R.	Investment Manager	No	5	2,004	12,284	16.3%	No			
				Wanken	Eleni	School Administrator	No	5	769	12,284	6.3%	No			
				Wanken	Dennis	School Administrator	No	5	621	12,284	5.1%	No			

TABLE 2.1 VOTE TOTALS FOR CITY OFFICE CANDIDATES BY COUNTY AND ELECTION DATE, 2010

COUNTY	DATE	CITY	OFFICE	DIS-TRICT/ SEAT	TERM OF OFFICE	CANDIDATE'S LAST NAME	CANDIDATE'S FIRST NAME	CANDIDATE'S BALLOT DESIGNATION	IN- CUM- BENT	NUMBER OF CAN- DIDATES	VOTES FOR CAN- DIDATE	TOTAL VOTES CAST ¹	PER- CENT OF VOTE	ELECT- ED	
CONTRA COSTA (continued)	11/2/2010	Oakley	CITY COUNCIL		Full	Pope	Randy	Oakland Police Sergeant	No	6	3,993	13,545	29.5%	Yes	
						Rios	Carol	Oakley City Councilmember	Yes	6	2,883	13,545	21.3%	Yes	
						Connelley	Bruce	Incumbent	Yes	6	2,298	13,545	17.0%	No	
						McKeon	Rodger	Police Officer	No	6	2,109	13,545	15.6%	No	
						Seger	Paul	Nonprofit Project Manager	No	6	1,319	13,545	9.7%	No	
						Klinge	Joseph	Electrician	No	6	907	13,545	6.7%	No	
		Orinda	CITY COUNCIL		Full	Worth	Amy	Orinda City Council Member	Yes	5	5,436	21,311	25.5%	Yes	
						Orr	Dean	Project Manager	No	5	4,296	21,311	20.2%	Yes	
						Severson	Sue	Orinda City Councilmember	Yes	5	4,304	21,311	20.2%	Yes	
						Zeller	Scott	Physician	No	5	3,794	21,311	17.8%	No	
						McCormick	Tom	City Council Member	Yes	5	3,409	21,311	16.0%	No	
		Pinole	CITY COUNCIL		Full	Long	Debbie	Mayor/Business Manager	Yes	6	3,872	14,266	27.1%	Yes	
						Banuelos	Timothy "Tim"	Appointed Incumbent	No	6	2,569	14,266	18.0%	Yes	
						Green	Phil	Businessman	No	6	2,339	14,266	16.4%	Yes	
						Tolman	Russ	Marketing Manager	No	6	2,104	14,266	14.7%	No	
						Parsons	George	Retired Federal Employee	No	6	1,753	14,266	12.3%	No	
						Tilton	Stephen S.	Sheriff's Lieutenant	No	6	1,572	14,266	11.0%	No	
		Pleasant Hill	CITY COUNCIL		Full	Weir	Jack	Management Consultant	No	5	4,910	20,020	24.5%	Yes	
						Harris	Michael G.	Councilmember, City of Pleasant Hill	Yes	5	4,884	20,020	24.4%	Yes	
						Williamson	Terri	Incumbent	Yes	5	4,311	20,020	21.5%	No	
						Angeli	Suzanne	Customer Service Administrator	No	5	3,174	20,020	15.9%	No	
						Flake	Michael	Civil Engineer	No	5	2,695	20,020	13.5%	No	
		Richmond	CITY COUNCIL		Full	Booze	Courtland "Corky"	Teacher/Local Businessman	No	10	8,839	60,905	14.5%	Yes	
						Rogers	Jim	City of Richmond Councilmember	Yes	10	8,695	60,905	14.3%	Yes	
						Beckles	Jovanka	Youth Violence Specialist	No	10	8,135	60,905	13.4%	Yes	
						Lopez	Myrna	Incumbent	Yes	10	7,178	60,905	11.8%	No	
						Viramontes	Maria "MTV"	Incumbent	Yes	10	6,813	60,905	11.2%	No	
						Martinez	Eduardo	Teacher	No	10	6,564	60,905	10.8%	No	
Harris	Rhonda F.					Housing Developer/Contractor	No	10	5,705	60,905	9.4%	No			
Bell	Gary					Credit Union President	No	10	4,551	60,905	7.5%	No			
Finlay	Virginia					Real Estate Sales	No	10	2,966	60,905	4.9%	No			
Singh	Harry					Lab Technician	No	10	1,387	60,905	2.3%	No			
MAYOR						Full	McLaughlin	Gayle	Mayor of Richmond	Yes	3	9,841	23,669	41.6%	Yes
							Bates	Nat	City Councilman	No	3	8,439	23,669	35.7%	No
							Ziesenhenn	John "John Z"	Small Business Owner	No	3	5,338	23,669	22.6%	No

TABLE 2.1 VOTE TOTALS FOR CITY OFFICE CANDIDATES BY COUNTY AND ELECTION DATE, 2010

COUNTY	DATE	CITY	OFFICE	DIS-TRICT/ SEAT	TERM OF OFFICE	CANDIDATE'S LAST NAME	CANDIDATE'S FIRST NAME	CANDIDATE'S BALLOT DESIGNATION	IN- CUM- BENT	NUMBER OF CAN- DIDATES	VOTES FOR CAN- DIDATE	TOTAL VOTES CAST ¹	PER- CENT OF VOTE	ELECT- ED	
CONTRA COSTA (continued)	11/2/2010	San Pablo	CITY CLERK		Full	Denney	Ted J.	City Clerk	Yes	1	3,074	3,137	98.0%	Yes	
			CITY COUNCIL		Full	Calloway	Genoveva Garcia	Mayor/Program Manager	Yes	3	2,501	5,534	45.2%	Yes	
							Morris	Paul	Vice Mayor	Yes	3	1,942	5,534	35.1%	Yes
						Peterson	Annabel R.	No Ballot Designation	No	3	1,017	5,534	18.4%	No	
				CITY TREASURER		Full	Nicholas	Charles A. "Nick"	City Treasurer	Yes	1	2,839	2,999	94.7%	Yes
		Walnut Creek	CITY COUNCIL		Full	Lawson	Kristina	Attorney/Planning Commissioner	No	3	16,213	44,094	36.8%	Yes	
						Silva	Cindy	Councilmember/Business Owner	Yes	3	16,190	44,094	36.7%	Yes	
						Wedel	Justin	Small Business Owner	No	3	11,563	44,094	26.2%	No	
						CITY TREASURER		Full	Cassano	Ronald M.	Incumbent	Yes	1	19,295	19,588
DEL NORTE	11/2/2010	Crescent City	CITY CLERK		Full	Patch	Robin E.	Deputy City Clerk	No	1	695	695	100.0%	Yes	
			CITY COUNCIL		Full	Enea	Richard G.	Retired Law Enforcement	No	3	566	1,369	41.3%	Yes	
						Schellong	Kelly	City Council Member	Yes	3	442	1,369	32.3%	No	
				Barrett	James R.	Healthcare Worker	No	3	361	1,369	26.4%	No			
EL DORADO	11/2/2010	Placerville	CITY COUNCIL		Full	Mattson	Wendy	Business Woman	No	4	1,943	7,250	26.8%	Yes	
						Hagen	Carl	Business Owner/Councilmember	Yes	4	1,778	7,250	24.5%	Yes	
						Borelli	Patricia "Patty"	Council Member	Yes	4	1,770	7,250	24.4%	Yes	
						Nerwinski	Cathy	Retired Welfare Investigator	No	4	1,759	7,250	24.3%	No	
		South Lake Tahoe	CITY CLERK		Full	Alessi	Susan	City Clerk	Yes	1	3,449	3,449	100.0%	Yes	
				CITY COUNCIL		Full	Fortier	Claire	Business Owner	No	11	1,848	10,865	17.0%	Yes
							Davis	Tom H.	Businessman	No	11	1,607	10,865	14.8%	Yes
							Swanson	Angela	Facilities Planning Consultant	No	11	1,374	10,865	12.6%	Yes
							Jones	Alice H.	Certified Public Accountant	No	11	1,238	10,865	11.4%	No
							Curry	Joy	Planning Commissioner/Businesswoman	No	11	1,229	10,865	11.3%	No
							Hallen	Elizabeth "Liz"	Business Owner	No	11	1,141	10,865	10.5%	No
							Kubby	Steve	Biotech Entrepreneur	No	11	1,135	10,865	10.4%	No
							Gooch	Adrian	Retired	No	11	650	10,865	6.0%	No
							May	Georg M.	Student	No	11	282	10,865	2.6%	No
		Schue	Clinton		Business Owner	No	11	211	10,865	1.9%	No				
		Cichowicz	Doug	No Ballot Designation	No	11	150	10,865	1.4%	No					
		CITY TREASURER		Full	Olivo	David W.	City Treasurer	Yes	1	3,474	3,474	100.0%	Yes		
FRESNO	6/8/2010	Fresno	CITY COUNCIL	1	Full	Xiong	Blong	City Council Member	Yes	2	4,906	7,199	68.1%	Yes	
						Cano	Lawrence	Assistant Manager	No	2	2,254	7,199	31.3%	No	

TABLE 2.1 VOTE TOTALS FOR CITY OFFICE CANDIDATES BY COUNTY AND ELECTION DATE, 2010

COUNTY	DATE	CITY	OFFICE	DIS-TRICT/ SEAT	TERM OF OFFICE	CANDIDATE'S LAST NAME	CANDIDATE'S FIRST NAME	CANDIDATE'S BALLOT DESIGNATION	IN- CUM- BENT	NUMBER OF CAN- DIDATES	VOTES FOR CAN- DIDATE	TOTAL VOTES CAST ¹	PER- CENT OF VOTE	ELECT- ED
FRESNO (continued)	6/8/2010	Fresno	CITY COUNCIL	3	Full	Briggs	Mike	Business Owner	No	8	1,141	4,167	27.4%	Runoff
						Baines	Oliver	Fresno Police Officer	No	8	944	4,167	22.7%	Runoff
						Hernandez, Jr.	Alfonso	Community Specialist/Administrator	No	8	448	4,167	10.8%	No
						Vagim	Doug	Small Business Owner	No	8	447	4,167	10.7%	No
						Hill, II	Tate	Business Consultant	No	8	436	4,167	10.5%	No
						Cox	Rogenia L.	Communicable Disease Specialist	No	8	306	4,167	7.3%	No
						Hunt	Barbara Ann	School Board Member	No	8	282	4,167	6.8%	No
						Garibay	Ignacio C.	Community Volunteer	No	8	147	4,167	3.5%	No
	5	Full	Quintero	Sal	Council Assistant	No	8	1,421	5,083	28.0%	Runoff			
			Davoli	Louise Bauer	Business Owner/Educator	No	8	1,102	5,083	21.7%	Runoff			
			Davis	Valerie	School Board Member	No	8	1,017	5,083	20.0%	No			
			Barraza	Jose Leon	Business Owner	No	8	511	5,083	10.1%	No			
			Miller	Daren Andrew	Educator	No	8	329	5,083	6.5%	No			
			Pinedo	Patricia	Parent/Ministry Leader	No	8	325	5,083	6.4%	No			
			Chavez	Luis	Management Consultant	No	8	260	5,083	5.1%	No			
			Worona	John	Retired Truck Driver	No	8	113	5,083	2.2%	No			
	7	Full	Olivier	Clint	News Reporter/Marine	No	2	3,064	4,875	62.9%	Yes			
			Valdez, Jr.	Marcelino	Businessman	No	2	1,793	4,875	36.8%	No			
	11/2/2010	Coalinga	CITY COUNCIL	Full	Ramsey	Ron	Correctional Officer	No	4	1,354	4,496	30.1%	Yes	
					Oxborrow	Mike	Businessman	Yes	4	1,174	4,496	26.1%	Yes	
					Garcia	Tony	Sheriff Sergeant	Yes	4	1,088	4,496	24.2%	Yes	
Hill					Richard	Businessman	No	4	766	4,496	17.0%	No		
Firebaugh		CITY COUNCIL	Full	Sablan	Marcia E.	Physician	Yes	3	528	1,188	44.4%	Yes		
				DeFrancesco	Christopher J.	Incumbent	Yes	3	372	1,188	31.3%	Yes		
				Baltierra	John	Executive Director	No	3	273	1,188	23.0%	No		
Fowler		CITY COUNCIL	Full	Cardenas	David T.	Incumbent	Yes	4	831	2,035	40.8%	Yes		
				Simonian	Jim	Incumbent	Yes	4	665	2,035	32.7%	Yes		
				Brookter	Lawrence K.	Business Owner	No	4	383	2,035	18.8%	No		
				McCowan	Christopher A.	Student	No	4	148	2,035	7.3%	No		
Fresno		CITY COUNCIL	3	Full	Baines	Oliver	Fresno Police Officer	No	2	4,678	7,620	61.4%	Yes	
	Briggs				Mike	Business Owner	No	2	2,896	7,620	38.0%	No		
	5		Full	Quintero	Sal	Council Assistant	No	2	5,005	9,148	54.7%	Yes		
				Davoli	Louise Bauer	Business Owner/Educator	No	2	4,125	9,148	45.1%	No		

TABLE 2.1 VOTE TOTALS FOR CITY OFFICE CANDIDATES BY COUNTY AND ELECTION DATE, 2010

COUNTY	DATE	CITY	OFFICE	DIS-TRICT/ SEAT	TERM OF OFFICE	CANDIDATE'S LAST NAME	CANDIDATE'S FIRST NAME	CANDIDATE'S BALLOT DESIGNATION	IN- CUM- BENT	NUMBER OF CAN- DIDATES	VOTES FOR CAN- DIDATE	TOTAL VOTES CAST ¹	PER- CENT OF VOTE	ELECT- ED
FRESNO (continued)	11/2/2010	Huron	CITY COUNCIL		Full	Pimentel	Roberto C.	Teacher	No	3	304	618	49.2%	Yes
						Morales	Mike A.	Incumbent	Yes	3	171	618	27.7%	Yes
						Rodriguez	Louis	Incumbent	Yes	3	129	618	20.9%	Yes
			MAYOR		Full	Chavez	Sylvia Valenzuela	Transit Driver	No	2	336	431	78.0%	Yes
						Dominguez	Ramon R.	Retired School Supervisor	Yes	2	84	431	19.5%	No
		Kerman	CITY COUNCIL		Full	Wilcox	Douglas	Pharmacist	No	5	800	3,329	24.0%	Yes
						Dhaliwal	Raj	Incumbent	Yes	5	770	3,329	23.1%	Yes
						Rodriguez	Trinidad M.	Current Kerman Mayor	Yes	5	726	3,329	21.8%	No
						Safreno	Daniel R.	Educator	No	5	674	3,329	20.2%	No
						Suson	Phil	Teacher	No	5	348	3,329	10.5%	No
			MAYOR		Full	Yep	Gary K.	Business Owner/Attorney	No	4	670	2,190	30.6%	Yes
						Jones	Charlie	Banker	No	4	556	2,190	25.4%	No
						Silva	Tony E.	Child Care Administrator	No	4	482	2,190	22.0%	No
						Villarreal	Juan M.	Sales Manager	No	4	474	2,190	21.6%	No
		Mendota	CITY COUNCIL		Full	Amador	Joseph "Joey"	Retired Deputy Sheriff	Yes	4	510	1,775	28.7%	Yes
						Silva	Robert	Incumbent	Yes	4	476	1,775	26.8%	Yes
						Capuchino	S. Leo	Incumbent	Yes	4	437	1,775	24.6%	Yes
						Lua, Jr.	Gapo	Security Officer	No	4	325	1,775	18.3%	No
		Orange Cove	CITY COUNCIL		Full	Hill	Glenda	Councilwoman City of Orange Cove	Yes	4	717	2,454	29.2%	Yes
						Martinez	Frank R.	Citrus Fieldman/Businessman	No	4	650	2,454	26.5%	Yes
						Rodriguez	Roy	Retired Social Services	No	4	543	2,454	22.1%	No
						Villarreal	Mario	Construction Supervisor	No	4	540	2,454	22.0%	No
			MAYOR		Full	Jimenez	Gabriel	Assistant Operations Supervisor	No	2	709	1,346	52.7%	Yes
						Lopez	Victor P.	Administrator	Yes	2	634	1,346	47.1%	No
		Parlier	CITY COUNCIL	2	Full	Padilla	Yolanda	Incumbent	Yes	2	303	591	51.3%	Yes
						Hernandez	Javier "Harvey"	Retired Maintenance Mechanic	No	2	284	591	48.1%	No
				4	Full	Maldonado	Diane	Incumbent	Yes	1	135	143	94.4%	Yes
			MAYOR		Full	Lopez	Armando	Mayor of Parlier	Yes	1	1,064	1,149	92.6%	Yes
		Reedley	CITY COUNCIL	2	Full	Fast	Mary L.	Incumbent	Yes	1	3,423	3,541	96.7%	Yes
				4	Full	Soleno	Ray	Incumbent	Yes	1	3,391	3,496	97.0%	Yes
		San Joaquin	CITY COUNCIL		Full	Vallejo	Betty R.	School Secretary	Yes	2	158	312	50.6%	Yes
						Modesto-Reynaga	Mary	Teacher's Aide	Yes	2	147	312	47.1%	Yes
		Sanger	CITY COUNCIL	2	Full	Nielson	Rodney	Computer Programmer Analyst	No	3	2,209	4,054	54.5%	Yes
						Pena	Rosa E.	Incumbent	Yes	3	1,133	4,054	27.9%	No
						Orona	Ruben S.	Outside Salesman	No	3	693	4,054	17.1%	No

TABLE 2.1 VOTE TOTALS FOR CITY OFFICE CANDIDATES BY COUNTY AND ELECTION DATE, 2010

COUNTY	DATE	CITY	OFFICE	DIS-TRICT/ SEAT	TERM OF OFFICE	CANDIDATE'S LAST NAME	CANDIDATE'S FIRST NAME	CANDIDATE'S BALLOT DESIGNATION	IN- CUM- BENT	NUMBER OF CAN- DIDATES	VOTES FOR CAN- DIDATE	TOTAL VOTES CAST ¹	PER- CENT OF VOTE	ELECT- ED
FRESNO (continued)	11/2/2010	Sanger	CITY COUNCIL	4	Full	Ontiveros	Eli	Owner/Construction Superintendent	No	3	1,677	3,968	42.3%	Yes
						Alessandro	Tom	Personal Financial Analyst	No	3	1,416	3,968	35.7%	No
						Sulenta	Adam	CSUF Student	No	3	863	3,968	21.7%	No
		Selma	CITY COUNCIL	5	Short	Mitchell	Joshua David	Business Owner	No	1	3,384	3,452	98.0%	Yes
						Grey	Kenneth	Appointed Incumbent	No	4	1,633	5,792	28.2%	Yes
						Derr	Mike	Incumbent	Yes	4	1,607	5,792	27.7%	Yes
						Gonzales	Andy	Self-employed	No	4	1,389	5,792	24.0%	No
						Alexander	Gary	Downtown Business Owner	No	4	1,142	5,792	19.7%	No
GLENN	11/2/2010	Orland	CITY COUNCIL	Full	Hoffman	Dennis G.	Realtor/Broker/Businessman	No	4	735	2,562	28.7%	Yes	
					Gee	Charles W.	Real Estate Broker	No	4	732	2,562	28.6%	Yes	
					Duree	Helen A.	Attorney At Law	No	4	632	2,562	24.7%	No	
					Branzelle	Medina "Brandy"	Retired	No	4	444	2,562	17.3%	No	
		Willows	CITY COUNCIL	Full	Hobbs	Sandie	Business Owner	No	4	841	2,563	32.8%	Yes	
					Cobb	Jeff	Law Enforcement Officer	No	4	693	2,563	27.0%	Yes	
					Vodden	David B.	Business Executive	No	4	592	2,563	23.1%	No	
					Mello	Lawrence	Business Owner	No	4	428	2,563	16.7%	No	
HUMBOLDT	11/2/2010	Arcata	CITY COUNCIL	Full	Stillman	Alex	Incumbent	Yes	7	3,222	11,096	29.0%	Yes	
					Wheatley	Mark	Incumbent	Yes	7	3,178	11,096	28.6%	Yes	
					Meserve	David	Home Designer/Builder	No	7	2,754	11,096	24.8%	No	
					Garcia	Geronimo Jerry	Bicycle Messenger	No	7	650	11,096	5.9%	No	
					Mohland	Josh	Software Engineer	No	7	555	11,096	5.0%	No	
					Sailors	Mark	Business Owner	No	7	486	11,096	4.4%	No	
					Benson	Robert	Sovereign Rights Advocate	No	7	251	11,096	2.3%	No	
		Eureka	CITY COUNCIL	1	Full	Brady	Marian	Small Business Owner	No	2	4,950	8,649	57.2%	Yes
						Glass	Larry	Store Owner/Incumbent	Yes	2	3,699	8,649	42.8%	No
				3	Full	Newman	Mike L.	Business Insurance Consultant	No	3	3,629	8,191	44.3%	Yes
						Kuhnel	Ron	Planning Commissioner, Chair	No	3	3,446	8,191	42.1%	No
						Manns	Xandra	Retired City Planner	No	3	1,116	8,191	13.6%	No
				5	Full	Madsen	Lance	Community Liaison	No	1	6,257	6,257	100.0%	Yes
		MAYOR	Full	Jager	Frank	City Council Person	No	3	4,500	8,697	51.7%	Yes		
				La Vallee	Peter	Youth Program Administrator	No	3	3,800	8,697	43.7%	No		
				Spalding	Marshall	Retail Manager	No	3	397	8,697	4.6%	No		
		Ferndale	CITY COUNCIL	Full	Maxwell	John C.	No Ballot Designation	Yes	2	444	884	50.2%	Yes	
Lorenzen	Niels				No Ballot Designation	Yes	2	440	884	49.8%	Yes			
MAYOR	Full			Farley	Jeffrey	No Ballot Designation	Yes	1	449	449	100.0%	Yes		

TABLE 2.1 VOTE TOTALS FOR CITY OFFICE CANDIDATES BY COUNTY AND ELECTION DATE, 2010

COUNTY	DATE	CITY	OFFICE	DIS-TRICT/ SEAT	TERM OF OFFICE	CANDIDATE'S LAST NAME	CANDIDATE'S FIRST NAME	CANDIDATE'S BALLOT DESIGNATION	IN- CUM- BENT	NUMBER OF CAN- DIDATES	VOTES FOR CAN- DIDATE	TOTAL VOTES CAST ¹	PER- CENT OF VOTE	ELECT- ED	
HUMBOLDT (continued)	11/2/2010	Fortuna	CITY COUNCIL		Full	Losey	Mike	Law Enforcement	No	8	2,392	10,324	23.2%	Yes	
						Long	Sue	Business Manager	No	8	1,926	10,324	18.7%	Yes	
						Glaser	Dean	Incumbent	Yes	8	1,685	10,324	16.3%	Yes	
						Egger	Janelle	Fortuna Citizen	No	8	1,193	10,324	11.6%	No	
						Alexander	Ron	Businessman	No	8	1,050	10,324	10.2%	No	
						Glennie	Paul	Driver/Program Aide	No	8	792	10,324	7.7%	No	
						Mulholland	Tom	Retired Aerospace	No	8	738	10,324	7.1%	No	
						Ash	Mary C.	Retired	No	8	548	10,324	5.3%	No	
		Rio Dell	CITY COUNCIL		Full	Woodall	Julie	Incumbent	Yes	4	662	2,258	29.3%	Yes	
						Marks	Melissa A.	Incumbent	No	4	650	2,258	28.8%	Yes	
						Leonard	Richard Leo "Bud"	Planning Commissioner	No	4	500	2,258	22.1%	Yes	
						Dunker	Mike	Incumbent	Yes	4	446	2,258	19.8%	No	
		IMPERIAL	6/8/2010	Calexico	CITY COUNCIL		Full	Hurtado-Barron	Maritza	Businesswoman	No	6	1,119	5,356	20.9%
Hodge	Bill							Teacher	No	6	1,078	5,356	20.1%	Yes	
Cardenas	Ulises							Teacher	No	6	1,066	5,356	19.9%	No	
Hargrave	Carlton							Businessman	No	6	1,061	5,356	19.8%	No	
Hermosillo	Guillermo							Incumbent	Yes	6	781	5,356	14.6%	No	
Chairez	Daniel							Businessman	No	6	251	5,356	4.7%	No	
Westmorland	CITY COUNCIL				Full	Cruz	Andy	Volunteer Fire Fighter	No	5	142	506	28.1%	Yes	
						Graham, Jr.	Henry D.	Incumbent	Yes	5	116	506	22.9%	Yes	
						Ginnis	Michael	Field Tech	No	5	92	506	18.2%	No	
						Ritchie	Lawrence "Larry"	Incumbent	Yes	5	92	506	18.2%	No	
						Landrum	Thomas "Bud"	Incumbent	Yes	5	64	506	12.6%	No	
11/2/2010	Holtville			CITY COUNCIL		Full	Goodsell	Mike	Educator/Business Owner	No	4	511	1,353	37.8%	Yes
							Layton	Richard	Incumbent	Yes	4	339	1,353	25.1%	Yes
		Legaspi	Lisa Bianca Padilla				Incumbent	Yes	4	265	1,353	19.6%	No		
		Ward	Virginia "Ginger"				Judicial Assistant II	No	4	236	1,353	17.4%	No		
INYO	No City Contests														
KERN	11/2/2010	Arvin	CITY COUNCIL		Full	Flores	Jose C.	Incumbent	Yes	5	764	3,002	25.4%	Yes	
						Pichardo	Toni	Incumbent	Yes	5	748	3,002	24.9%	Yes	
						Ojeda	Steven	Incumbent	Yes	5	583	3,002	19.4%	Yes	
						Moreno	Alfredo	Truck Driver	No	5	473	3,002	15.8%	No	
						McNeill	Ange	Realtor	No	5	434	3,002	14.5%	No	

TABLE 2.1 VOTE TOTALS FOR CITY OFFICE CANDIDATES BY COUNTY AND ELECTION DATE, 2010

COUNTY	DATE	CITY	OFFICE	DIS-TRICT/ SEAT	TERM OF OFFICE	CANDIDATE'S LAST NAME	CANDIDATE'S FIRST NAME	CANDIDATE'S BALLOT DESIGNATION	IN- CUM- BENT	NUMBER OF CAN- DIDATES	VOTES FOR CAN- DIDATE	TOTAL VOTES CAST ¹	PER- CENT OF VOTE	ELECT- ED			
KERN (continued)	11/2/2010	Bakersfield	CITY COUNCIL	1	Full	Salas, Jr.	Rudy	District Director	No	6	2,141	4,864	44.0%	Yes			
						Shipmen	Jerry M.	Retired	No	6	790	4,864	16.2%	No			
						Crawford, Sr.	Wesley	Minister/Funeral Coordinator	No	6	584	4,864	12.0%	No			
						Dean	Marvin	Community Developer	No	6	519	4,864	10.7%	No			
						Gomez	Humberto	Teacher	No	6	493	4,864	10.1%	No			
						Davis, Jr.	Wesley	Community Specialist	No	6	337	4,864	6.9%	No			
				3	Full	Weir	Ken	Councilman/CPA	Yes	1	10,097	10,097	100.0%	Yes			
				4	Full	Couch	David	Financial Administrator/Councilmember	Yes	2	13,065	15,702	83.2%	Yes			
						Mbagwu	Daniel	Counselor	No	2	2,637	15,702	16.8%	No			
				7	Full	Johnson	Russell	Business Owner	No	2	4,489	7,711	58.2%	Yes			
						Bertram	Martin	Business Manager/Engineer	No	2	3,222	7,711	41.8%	No			
				California City			CITY COUNCIL	Full	Fuller	Edward	Business Owner	No	4	1,257	4,300	29.2%	Yes
									McGuire	Charles "Chuck"	Retired	No	4	1,179	4,300	27.4%	Yes
									Edmiston	Michael S.	Council Member	Yes	4	934	4,300	21.7%	No
									Thomas	Syble	Business Woman	No	4	930	4,300	21.6%	No
CITY TREASURER	Full	Williams	Sharon				Incumbent	Yes	1	2,300	2,300	100.0%	Yes				
MAYOR	Short	Bohannon	Patrick D.				Contractor	No	3	1,262	2,777	45.4%	Yes				
		Adams	Larry M.				Incumbent	Yes	3	1,199	2,777	43.2%	No				
		Melendez	Gualberto J. "Wally"				Retired	No	3	316	2,777	11.4%	No				
Delano			CITY COUNCIL	Full	Aguirre	Joe	Healthcare Professional	No	3	2,431	6,819	35.7%	Yes				
					Morris	Liz	Incumbent	Yes	3	2,343	6,819	34.4%	Yes				
					Hill	Ruben "Ruby"	Incumbent	Yes	3	2,045	6,819	30.0%	No				
Maricopa			CITY COUNCIL	Full	Tonkin	Cynthia	Retired	No	9	99	479	20.7%	Yes				
					Bell	Virgil L.	Contract Lease Operator	No	9	75	479	15.7%	Yes				
					Bullard	Gail Y.	City Clerk	No	9	60	479	12.5%	No				
					Emfinger	Dianna J.	Computer Inventory Specialist	No	9	60	479	12.5%	No				
					Horn, Jr.	John L.	Pipefitter	No	9	49	479	10.2%	No				
					Henderson	Kasey	Self Employed Cosmetologist	No	9	46	479	9.6%	No				
					Westenberger	Jeffrey Frank	Incumbent	No	9	46	479	9.6%	No				
					Blanco	Kristin	Homemaker	No	9	26	479	5.4%	No				
					Parker	Roy C.	Retired	No	9	18	479	3.8%	No				
					CITY TREASURER	Full	Horn	Dorine B.	City Treasurer	No	1	218	218	100.0%	Yes		

TABLE 2.1 VOTE TOTALS FOR CITY OFFICE CANDIDATES BY COUNTY AND ELECTION DATE, 2010

COUNTY	DATE	CITY	OFFICE	DIS-TRICT/ SEAT	TERM OF OFFICE	CANDIDATE'S LAST NAME	CANDIDATE'S FIRST NAME	CANDIDATE'S BALLOT DESIGNATION	IN- CUM- BENT	NUMBER OF CAN- DIDATES	VOTES FOR CAN- DIDATE	TOTAL VOTES CAST ¹	PER- CENT OF VOTE	ELECT- ED			
KERN (continued)	11/2/2010	McFarland	CITY COUNCIL		Full	Coker	Russell	Lumber Salesman	No	6	359	1,695	21.2%	Yes			
						Santillano	Vidal	Businessman	No	6	360	1,695	21.2%	Yes			
						Garza	Steve	Incumbent	Yes	6	356	1,695	21.0%	No			
						Campbell	Donnie	Incumbent	Yes	6	254	1,695	15.0%	No			
						Puentes	Alicia	Housewife	No	6	204	1,695	12.0%	No			
						Navarrette	Yvonne C.	Homemaker	No	6	162	1,695	9.6%	No			
			MAYOR					Full	Cantu, Jr.	Manuel	School Administrator	No	3	450	1,065	42.3%	Yes
									Rosson	Kenneth	Incumbent	Yes	3	369	1,065	34.6%	No
									Melendez	Rafael	Customer Service Supervisor	No	3	246	1,065	23.1%	No
			Ridgecrest	CITY COUNCIL	Full	Holloway	Marshall Chip	Business Owner/Realtor	Yes	11	2,686	15,025	17.9%	Yes			
		Patin				Jason	Planning Commissioner	No	11	2,099	15,025	14.0%	Yes				
		Wiknich				Thomas R.	Businessman/Entrepreneur	Yes	11	1,912	15,025	12.7%	No				
		Maurer				Walter	Engineer	No	11	1,845	15,025	12.3%	No				
		Witt				Christina	Community Volunteer	No	11	1,579	15,025	10.5%	No				
		Jenkins				Randy	Entrepreneur	No	11	1,028	15,025	6.8%	No				
		Lewis				Larry L.	Retail Store Manager	No	11	947	15,025	6.3%	No				
		Foster, Sr.				Herman E.	Retired	No	11	854	15,025	5.7%	No				
		Anderson				Robert "Bob"	Retired	No	11	831	15,025	5.5%	No				
		Campbell				Warren	Reverend/Handyman	No	11	636	15,025	4.2%	No				
		Noyer	Jack B.	Retired	No	11	608	15,025	4.0%	No							
Shafter	CITY COUNCIL	Full	Prout	Cathy L.	Incumbent	Yes	3	1,251	3,504	35.7%	Yes						
			Johnston	Jon	Incumbent	Yes	3	1,173	3,504	33.5%	Yes						
			Florez	Sandra E.	Retired School Employee	No	3	1,080	3,504	30.8%	No						
Taft	CITY COUNCIL	Full	Linder	Paul	Incumbent	Yes	8	792	4,490	17.6%	Yes						
			Miller	Randy	Incumbent	Yes	8	769	4,490	17.1%	Yes						
			Waldrop	Ronald Wayne	Businessman	No	8	705	4,490	15.7%	Yes						
			Krier	Orchel D.	Businessman/Restaurateur	No	8	695	4,490	15.5%	No						
			Bankston	Dee	Businessman	No	8	607	4,490	13.5%	No						
			Freeman	Gypsy	Mother/Pastor/Writer	No	8	465	4,490	10.4%	No						
			Thompson	Cliff	Incumbent	Yes	8	248	4,490	5.5%	No						
			Gray	Greg	Safety Manager	No	8	209	4,490	4.7%	No						

TABLE 2.1 VOTE TOTALS FOR CITY OFFICE CANDIDATES BY COUNTY AND ELECTION DATE, 2010

COUNTY	DATE	CITY	OFFICE	DIS-TRICT/ SEAT	TERM OF OFFICE	CANDIDATE'S LAST NAME	CANDIDATE'S FIRST NAME	CANDIDATE'S BALLOT DESIGNATION	IN- CUM- BENT	NUMBER OF CAN- DIDATES	VOTES FOR CAN- DIDATE	TOTAL VOTES CAST ¹	PER- CENT OF VOTE	ELECT- ED		
KERN (continued)	11/2/2010	Tehachapi	CITY COUNCIL		Full	Vernon	Linda S.	Mayor	Yes	5	1,292	5,161	25.0%	Yes		
						Smith	Phil	Mayor Pro Tempore	Yes	5	1,123	5,161	21.8%	Yes		
						Wiggins	Susan C.	Program Manager/Grantwriter	No	5	1,067	5,161	20.7%	Yes		
						Schaeffer	Henry L.	Business Man	No	5	967	5,161	18.7%	No		
						Beckham	Stanley A.	Tehachapi City Councilman	Yes	5	712	5,161	13.8%	No		
KINGS	11/2/2010	Avenal	CITY COUNCIL		Full	Preciado	Alvaro M.	Planning Commissioner	No	5	240	911	26.3%	Yes		
						Gravelle, Jr.	Big Lou	Convenience Store Manager	No	5	216	911	23.7%	Yes		
						Jepsen	Jim	State Employee	Yes	5	177	911	19.4%	No		
						Craighead	Sid	Incumbent	Yes	5	166	911	18.2%	No		
						Collins	Chris L.	Educator	No	5	112	911	12.3%	No		
		Hanford	CITY COUNCIL	A	Full	Irwin	Jim	Carpenter Retired	No	2	2,259	4,015	56.3%	Yes		
						Ayers	David G.	Physical Therapist	Yes	2	1,756	4,015	43.7%	No		
						D	Full	Martinez	Lou	Supervisor	No	3	339	730	46.4%	Yes
								Willis	Catherine	Incumbent	Yes	3	208	730	28.5%	No
								Wilson	Jerry W.	Retired Military	No	3	183	730	25.1%	No
						E	Full	Jameson	Julia Joleen	Retired	No	5	455	1,500	30.3%	Yes
								Garcia	Robert "Bobby"	Businessman	No	5	395	1,500	26.3%	No
								Ramirez, Jr.	Francisco	Businessman/Computer Engineer	No	5	362	1,500	24.1%	No
								Booker	Andre	Union Official	No	5	146	1,500	9.7%	No
								Melancon	Bryce	Businessman	No	5	142	1,500	9.5%	No
		Lemoore	CITY COUNCIL	Full	Gordon	John W.	Attorney/Business Consultant	No	7	1,820	7,467	24.4%	Yes			
					Rodarmel	Willard	Business Owner	Yes	7	1,640	7,467	22.0%	Yes			
					Elgin	Lisa	Student	No	7	1,161	7,467	15.5%	No			
					Mead	Ronald E.	Planning Commissioner	No	7	969	7,467	13.0%	No			
Hornsby	Mary				Incumbent	Yes	7	803	7,467	10.8%	No					
Neal	Edward				Businessman	No	7	642	7,467	8.6%	No					
Grego	John G.				Retired Businessman	No	7	432	7,467	5.8%	No					
LAKE	11/2/2010				Clearlake	CITY CLERK	Full	Swanson	Melissa	City Clerk	Yes	1	2,350	2,405	97.7%	Yes

TABLE 2.1 VOTE TOTALS FOR CITY OFFICE CANDIDATES BY COUNTY AND ELECTION DATE, 2010

COUNTY	DATE	CITY	OFFICE	DIS-TRICT/ SEAT	TERM OF OFFICE	CANDIDATE'S LAST NAME	CANDIDATE'S FIRST NAME	CANDIDATE'S BALLOT DESIGNATION	IN- CUM- BENT	NUMBER OF CAN- DIDATES	VOTES FOR CAN- DIDATE	TOTAL VOTES CAST ¹	PER- CENT OF VOTE	ELECT- ED
LAKE (continued)	11/2/2010	Clearlake	CITY COUNCIL		Full	Spittler	Jeri	Business Owner	No	9	1,038	5,153	20.1%	Yes
						Luiiz	Joey	No Ballot Designation	No	9	873	5,153	16.9%	Yes
						Perkins	Bill	Realtor	No	9	723	5,153	14.0%	No
						Scholz	Jim	Business Owner	No	9	675	5,153	13.1%	No
						Taylor	Frank	Businessman	No	9	572	5,153	11.1%	No
						Grier	Barbara	Educator/Business Owner	No	9	542	5,153	10.5%	No
						Brady	Raymond N.	No Ballot Designation	No	9	310	5,153	6.0%	No
						Creel	Estella	Retired	No	9	294	5,153	5.7%	No
		Walton	Michael J.	No Ballot Designation	No	9	117	5,153	2.3%	No				
		Lakeport	CITY COUNCIL	Full	Mattina	Stacey	Realtor/Business Owner	No	7	626	2,903	21.6%	Yes	
					Engstrom	Tom	Retired Police Chief	No	7	523	2,903	18.0%	Yes	
					Spurr	George	Computer Analyst/Programmer	No	7	458	2,903	15.8%	No	
					Irwin	James C.	City Councilman/Contractor	Yes	7	406	2,903	14.0%	No	
					Spillman	Marc C.	Truss Designer	No	7	407	2,903	14.0%	No	
Mandrones	Ted				Merchandising Manager	No	7	305	2,903	10.5%	No			
Racine	P. J.	No Ballot Designation	No	7	172	2,903	5.9%	No						
LASSEN	6/8/2010	Susanville	CITY COUNCIL		Full	McDonald	Cheryl	Retired County Employee	No	7	687	3,710	18.5%	Yes
						Deboer	Rod	Retired Sheriffs Sergeant	No	7	608	3,710	16.4%	Yes
						McBride	Nicholas	Business Person	No	7	563	3,710	15.2%	No
						Bertanzoni	Phil	Retired Construction Superintendent	No	7	546	3,710	14.7%	No
						Wood	Ronald L.	USMC, Retired Military	No	7	539	3,710	14.5%	No
						Barger	Allen J.	Pastor	No	7	512	3,710	13.8%	No
						Padelford	Craig	Correctional Sergeant	No	7	247	3,710	6.7%	No
LOS ANGELES	2/23/2010	Montebello	CITY COUNCIL ^R	1	Short	Perez	Alberto	News Editor/Commissioner	No	3	2,080	3,060	68.0%	Yes
						Chavarria-Halpern	Maria	Planning Commissioner/Businesswoman	No	3	573	3,060	18.7%	No
						Manzur	Jorge	Business Owner	No	3	407	3,060	13.3%	No
				2	Short	Cortez	Christina	Telecommunications Exec./Commissioner	No	4	1,473	3,051	48.3%	Yes
						Salazar	Lawrence "Larry"	Program Assistant	No	4	1,004	3,051	32.9%	No
						Gutierrez	Bobby	Engineering Consultant	No	4	347	3,051	11.4%	No
						Garcia	Richard	Communications Director	No	4	227	3,051	7.4%	No

^RTo be elected if recall measure passes.

TABLE 2.1 VOTE TOTALS FOR CITY OFFICE CANDIDATES BY COUNTY AND ELECTION DATE, 2010

COUNTY	DATE	CITY	OFFICE	DIS-TRICT/ SEAT	TERM OF OFFICE	CANDIDATE'S LAST NAME	CANDIDATE'S FIRST NAME	CANDIDATE'S BALLOT DESIGNATION	IN- CUM- BENT	NUMBER OF CAN- DIDATES	VOTES FOR CAN- DIDATE	TOTAL VOTES CAST ¹	PER- CENT OF VOTE	ELECT- ED
LOS ANGELES (continued)	4/13/2010	Arcadia	CITY COUNCIL		Full	Harbicht	Bob	Incumbent	Yes	6	4,563	19,268	23.7%	Yes
						Segal	Mark "Mickey"	Certified Public Accountant	No	6	4,557	19,268	23.7%	Yes
						Amundson	Peter	City Councilman/Businessman	Yes	6	3,851	19,268	20.0%	Yes
						Tay	Sho	Businessman	No	6	2,529	19,268	13.1%	No
						Cheng	Paul P.	Attorney	No	6	2,232	19,268	11.6%	No
						Lee	Jason J.	Attorney at Law	No	6	1,536	19,268	8.0%	No
		Avalon	CITY COUNCIL		Full	Ponce	Michael	City Councilmember	Yes	6	359	1,610	22.3%	Yes
						Morrow, Jr.	Ralph J.	Businessman	No	6	342	1,610	21.2%	Yes
						Nelson	Scott	Plumber	Yes	6	270	1,610	16.8%	No
						Sweeney	Cathy E.	Retired Businesswoman	No	6	238	1,610	14.8%	No
						Sampson	Joseph A.	Businessman/Hotel Maintenance	No	6	211	1,610	13.1%	No
						Mitchell	Jessica M.	Manager/Planning Commissioner	No	6	190	1,610	11.8%	No
			MAYOR		Full	Kennedy	Robert	Incumbent	Yes	3	439	863	50.9%	Yes
						Winslow	Tim	Councilman/Salesman	No	3	296	863	34.3%	No
						Monroe	Jordan C.	Lab Manager	No	3	128	863	14.8%	No
		Culver City	CITY COUNCIL		Full	Malsin	Scott	City Councilmember	Yes	4	2,911	8,693	33.5%	Yes
						Cooper	Jeff	Businessman	No	4	2,486	8,693	28.6%	Yes
						Sahli-Wells	Meghan	Community Volunteer	No	4	2,455	8,693	28.2%	No
						Zirgulis	Robert "Mr. Z"	Educator/Realtor/Entrepreneur	No	4	841	8,693	9.7%	No
		El Segundo	CITY COUNCIL		Full	Fisher	Bill	Incumbent	Yes	3	1,637	4,077	40.2%	Yes
						Fuentes	Suzanne	Quality Assurance Manager	No	3	1,321	4,077	32.4%	Yes
						Houston	Scott	Manager	No	3	1,119	4,077	27.4%	No
		Lancaster	CITY COUNCIL		Full	Smith	Ron	Councilman/Retired Deputy	Yes	6	6,348	21,681	29.3%	Yes
						Crist	Marvin	Businessperson	No	6	5,946	21,681	27.4%	Yes
						Ervin	Johnathon	Aeronautical Field Engineer	No	6	4,045	21,681	18.7%	No
						Rives	Michael	Veterans Healthcare Administrator	No	6	2,665	21,681	12.3%	No
						Zavala	Victoria	Alternative Wellness Director	No	6	2,107	21,681	9.7%	No
Abber	David "AB"					No Ballot Designation	No	6	570	21,681	2.6%	No		
MAYOR	Full		Parris	R. Rex	Mayor of Lancaster	Yes	5	7,458	13,009	57.3%	Yes			
			Rodio	Arnold A.	Business Owner	No	5	4,719	13,009	36.3%	No			
			Talbot	R. Lyle	Environmental Conservationist	No	5	313	13,009	2.4%	No			
			Gaynor	Gene	Tax Consultant	No	5	254	13,009	2.0%	No			
Lawndale	CITY CLERK		Full	Hartwill	Paula	Incumbent	Yes	2	607	994	61.1%	Yes		
				Heinemann	Marge	Transportation Aide	No	2	387	994	38.9%	No		

TABLE 2.1 VOTE TOTALS FOR CITY OFFICE CANDIDATES BY COUNTY AND ELECTION DATE, 2010

COUNTY	DATE	CITY	OFFICE	DIS-TRICT/ SEAT	TERM OF OFFICE	CANDIDATE'S LAST NAME	CANDIDATE'S FIRST NAME	CANDIDATE'S BALLOT DESIGNATION	IN- CUM- BENT	NUMBER OF CAN- DIDATES	VOTES FOR CAN- DIDATE	TOTAL VOTES CAST ¹	PER- CENT OF VOTE	ELECT- ED
LOS ANGELES (continued)	4/13/2010	Lawndale	CITY COUNCIL		Full	Rudolph	Larry	Councilman	Yes	3	727	1,792	40.6%	Yes
						Kearney	Pat	Senior Rec. Leader	No	3	611	1,792	34.1%	Yes
Ramsey	James "Jim"	Councilmember				Yes	3	454	1,792	25.3%	No			
			MAYOR		Full	Hofmann	Harold E.	Incumbent	Yes	1	973	973	100.0%	Yes
		Long Beach	CITY ATTORNEY		Full	Shannon	Robert E.	Long Beach City Attorney	Yes	2	20,485	35,484	57.7%	Yes
	Reeves					Tom	Long Beach City Prosecutor	No	2	14,999	35,484	42.3%	No	
			CITY AUDITOR		Full	Doud	Laura	Long Beach City Auditor	Yes	1	33,533	33,533	100.0%	Yes
			CITY COUNCIL	1	Full	Garcia	Robert	Long Beach Councilmember	Yes	2	1,168	1,636	71.4%	Yes
						Shields	Jana	Linguist	No	2	468	1,636	28.6%	No
			3	Full	DeLong	Gary I.	Business Owner/Councilmember	Yes	3	5,367	8,723	61.5%	Yes	
					Marchese	Tom	Business Owner	No	3	1,800	8,723	20.6%	No	
					Jensen	Terry G.	Business Consultant	No	3	1,556	8,723	17.8%	No	
			5	Full	Schipske	Gerrie	Councilwoman	Yes	2	4,980	7,807	63.8%	Yes	
					Hedges	Mike	Business Owner	No	2	2,827	7,807	36.2%	No	
			7	Full	Johnson	James	Long Beach Assistant Auditor	No	3	2,443	5,452	44.8%	Yes	
					Hill	Jill	Independent Consultant	No	3	971	5,452	17.8%	Yes	
					Smith	Jack C.	Film/Television Producer	No	3	327	5,452	6.0%	No	
		9	Full	Neal	Steven	Director Non Profit	No	3	1,694	3,212	52.7%	Yes		
				Shore	Brad	Psychotherapist/Flight Attendant	No	3	492	3,212	15.3%	No		
				Pressburg	Dan	Bank Consultant	No	3	174	3,212	5.4%	No		
		CITY PROSECUTOR	Full	Haubert	Doug	City Attorney/City Prosecutor	No	2	19,258	35,304	54.5%	Yes		
				O'Reilly	Timothy	Assistant City Prosecutor	No	2	16,046	35,304	45.5%	No		
		MAYOR	Full	Foster	Bob	Mayor	Yes	2	30,350	36,092	84.1%	Yes		
				Merino	Stevie Danielle	Retail Worker	No	2	5,742	36,092	15.9%	No		
		Malibu	CITY COUNCIL	Full	Rosenthal	Laura Zahn	Clinical Psychologist/Parent	Yes	10	1,734	6,786	25.6%	Yes	
					La Monte	Lou	Executive Producer/Director	Yes	10	1,324	6,786	19.5%	Yes	
					Mazza	John	Businessman	No	10	1,254	6,786	18.5%	No	
					Scheinkman	Steve	Retired Executive	No	10	1,152	6,786	17.0%	No	
					Sidley	Michael	Attorney/Father	No	10	552	6,786	8.1%	No	
					Gillespie	Ed	Businessman	No	10	249	6,786	3.7%	No	
						Kofi		Record Producer	No	10	180	6,786	2.7%	No
					Greene	Harold L.	Attorney	No	10	179	6,786	2.6%	No	
					Katz	Matthew	Music Producer	No	10	98	6,786	1.4%	No	
					Swift	Jan Andrew	Waste Water Professional	No	10	64	6,786	0.9%	No	

TABLE 2.1 VOTE TOTALS FOR CITY OFFICE CANDIDATES BY COUNTY AND ELECTION DATE, 2010

COUNTY	DATE	CITY	OFFICE	DIS-TRICT/ SEAT	TERM OF OFFICE	CANDIDATE'S LAST NAME	CANDIDATE'S FIRST NAME	CANDIDATE'S BALLOT DESIGNATION	IN- CUM- BENT	NUMBER OF CAN- DIDATES	VOTES FOR CAN- DIDATE	TOTAL VOTES CAST ¹	PER- CENT OF VOTE	ELECT- ED
LOS ANGELES (continued)	4/13/2010	Pico Rivera	CITY COUNCIL		Full	Rapisarda	Barbara Contreras	Teacher	Yes	5	1,390	3,630	38.3%	Yes
						Ramirez, Jr.	E.A. "Pete"	Retired Police Lieutenant	No	5	733	3,630	20.2%	No
						Mendoza	Tracee	Account Executive	No	5	643	3,630	17.7%	No
						Alvarado	Luis	Small Business Owner	No	5	561	3,630	15.5%	No
						Salas	Lupe	Homemaker	No	5	303	3,630	8.3%	No
		Santa Clarita	CITY COUNCIL		Full	McLean	Marsha	Councilwoman/Environmental Analyst	Yes	11	6,831	39,509	17.3%	Yes
						Weste	Laurene	Santa Clarita City Councilmember	Yes	11	6,698	39,509	17.0%	Yes
						Ferry	Frank	Santa Clarita City Councilman/Educator	Yes	11	6,510	39,509	16.5%	Yes
						Gauny	David	Business Owner	No	11	6,478	39,509	16.4%	No
						Boydston	Timben	Executive Director	No	11	5,863	39,509	14.8%	No
						Katz	Harrison	College Student	No	11	2,045	39,509	5.2%	No
						Schultz	Henry	Retired Scientist	No	11	1,952	39,509	4.9%	No
						Galvan	David	Community Volunteer	No	11	1,024	39,509	2.6%	No
						Henriquez	Daniel	Accountant	No	11	951	39,509	2.4%	No
						Mann	Kenneth W.	Communications Engineer	No	11	800	39,509	2.0%	No
		Pride	Johnny	Actor/Businessman	No	11	357	39,509	0.9%	No				
		Sierra Madre	CITY COUNCIL		Full	Mosca	Joe	Member of City Council	Yes	7	1,783	8,662	20.6%	Yes
						Moran	Josh	Account Executive	Yes	7	1,717	8,662	19.8%	Yes
						Walsh	Nancy Eileen	Retired	Yes	7	1,531	8,662	17.7%	Yes
						Watts	Donald	Architect	No	7	1,290	8,662	14.9%	No
Alcorn	Pat					Retired Social Worker	No	7	1,133	8,662	13.1%	No		
Crawford	John					Entertainment Industry Executive	No	7	1,129	8,662	13.0%	No		
Tice	Bill "Eagle"					Retired	No	7	79	8,662	0.9%	No		
Walnut	CITY COUNCIL		Full	Su	Mary	Council Member	Yes	4	2,677	8,957	29.9%	Yes		
				King	Tim	City Council Member/Mayor	Yes	4	2,554	8,957	28.5%	Yes		
				Wang	Howard S.	University Administrator	No	4	2,129	8,957	23.8%	No		
				Bjerke	Brigid	Administrative Assistant	No	4	1,597	8,957	17.8%	No		
Whittier	CITY COUNCIL		Full	Henderson	Bob	Incumbent	Yes	4	4,533	13,462	33.7%	Yes		
				Nordbak	J. Greg	Incumbent	Yes	4	3,973	13,462	29.5%	Yes		
				Morales	Alex	Educator	No	4	2,537	13,462	18.8%	No		
				Hawthorne	Fred	Business Owner/Educator	No	4	2,419	13,462	18.0%	No		

TABLE 2.1 VOTE TOTALS FOR CITY OFFICE CANDIDATES BY COUNTY AND ELECTION DATE, 2010

COUNTY	DATE	CITY	OFFICE	DIS-TRICT/ SEAT	TERM OF OFFICE	CANDIDATE'S LAST NAME	CANDIDATE'S FIRST NAME	CANDIDATE'S BALLOT DESIGNATION	IN- CUM- BENT	NUMBER OF CAN- DIDATES	VOTES FOR CAN- DIDATE	TOTAL VOTES CAST ¹	PER- CENT OF VOTE	ELECT- ED							
LOS ANGELES (continued)	6/8/2010	Inglewood	MAYOR		Full	Tabor	Daniel K.	Inglewood City Councilmember	No	9	2,744	10,459	26.2%	Runoff							
						Butts, Jr.	James T.	Retired Police Chief	No	9	2,471	10,459	23.6%	Runoff							
						Dunlap	Judy	City Councilwoman/Teacher	No	9	1,844	10,459	17.6%	Runoff							
						Brown	Wanda M.	Inglewood City Treasurer	No	9	1,733	10,459	16.6%	No							
						Franklin	Ralph L.	Councilman, District 4	No	9	978	10,459	9.4%	No							
						Johnson	Lorraine M.	Businesswoman/Financial Administrator	No	9	295	10,459	2.8%	No							
						Minniefield	Juan Armando	Businessman	No	9	221	10,459	2.1%	No							
						Redeemer	Jacqueline B.	Clinical Nurse Specialist	No	9	105	10,459	1.0%	No							
						Shillingford	Justin	Realtors Director	No	9	68	10,459	0.7%	No							
						Torrance			CITY CLERK		Full	Herbers	Sue	City Clerk	Yes	1	15,609	15,609	100.0%	Yes	
	CITY COUNCIL	Full	Sutherland	Bill	Councilman/Independent Businessman							Yes	4	14,212	48,433	29.3%	Yes				
			Numark	Cliff	Councilman/Businessman							Yes	4	13,671	48,433	28.2%	Yes				
			Brewer	Tom	Councilmember/Clinical Microbiologist							Yes	4	13,084	48,433	27.0%	Yes				
			Browning	Dick	Business Owner							No	4	7,466	48,433	15.4%	No				
	CITY TREASURER	Full	Cortez	Dana	Deputy City Treasurer							No	2	12,129	18,140	66.9%	Yes				
			Groom	Steve	Government CFO							No	2	6,011	18,140	33.1%	No				
	MAYOR	Full	Scotto	Frank	Mayor /Business Owner							Yes	1	18,480	18,480	100.0%	Yes				
	8/31/2010	Inglewood	MAYOR									Short	Tabor	Daniel K.	Inglewood City Councilmember	No	2	2,504	3,853	65.0%	Yes
													Dunlap	Judy	City Councilwoman/Teacher	No	2	1,349	3,853	35.0%	No
	11/2/2010	Downey	CITY COUNCIL		2	Full	Guerra	Mario A.	Downey City Councilman	Yes	1	4,748	4,748	100.0%	Yes						
4							Full	Vasquez	Fernandio	Downey Planning Commission	No	3	2,966	7,006	42.3%	Yes					
								Saab	Alex	Attorney/Business Owner	No	3	2,655	7,006	37.9%	No					
								Sears	Lee Ann	Community Services Director	No	3	1,385	7,006	19.8%	No					
Inglewood		MAYOR		Full	Tabor	Daniel K.	Councilman, City of Inglewood	No	5	10,035	23,255	43.2%	Yes								
					Butts, Jr.	James T.	Retired Police Chief	No	5	7,301	23,255	31.4%	No								
					Dunlap	Judy	City Councilwoman/Teacher	No	5	3,673	23,255	15.8%	No								
					Soto	Joseph "Joe"	Business Owner	No	5	1,816	23,255	7.8%	No								
					Stevens	Mike	Business Owner/Analyst	No	5	430	23,255	1.8%	No								
Pomona		CITY COUNCIL		2	Full	Rodriguez	Freddie	EMT/Councilmember	No	2	1,468	2,360	62.2%	Yes							
						Ursua	Tomas	Businessman	No	2	892	2,360	37.8%	No							
				3	Full	Carrizosa	Cristina N.	Appointed Incumbent	No	3	1,202	2,439	49.3%	Yes							
						Madrigal	Virginia	Community Volunteer	No	3	744	2,439	30.5%	No							
						Baleon	Leonard	Program Coordinator	No	3	493	2,439	20.2%	No							

TABLE 2.1 VOTE TOTALS FOR CITY OFFICE CANDIDATES BY COUNTY AND ELECTION DATE, 2010

COUNTY	DATE	CITY	OFFICE	DIS-TRICT/ SEAT	TERM OF OFFICE	CANDIDATE'S LAST NAME	CANDIDATE'S FIRST NAME	CANDIDATE'S BALLOT DESIGNATION	IN- CUM- BENT	NUMBER OF CAN- DIDATES	VOTES FOR CAN- DIDATE	TOTAL VOTES CAST ¹	PER- CENT OF VOTE	ELECT- ED
LOS ANGELES (continued)	11/2/2010	Pomona	CITY COUNCIL	5	Full	Escobar	Ginna E.	Community Volunteer	No	4	1,717	4,678	36.7%	Yes
						Saunders	Tim	Appointed Incumbent	No	4	1,646	4,678	35.2%	No
						Grajeda	Jorge	Real Estate Broker	No	4	984	4,678	21.0%	No
						Luevano	Ingrid E.	School District Employee	No	4	331	4,678	7.1%	No
		Santa Monica	CITY COUNCIL	Full	McKeown	Kevin	Councilmember/Education Consultant	Yes	10	16,337	75,035	21.8%	Yes	
					O'Connor	Pam	Councilmember/Urban Planner	No	10	14,535	75,035	19.4%	Yes	
					Holbrook	Bob	Santa Monica Councilmember/Pharmacist	Yes	10	12,775	75,035	17.0%	Yes	
					Winterer	Ted	Planning Commissioner/Writer	No	10	12,719	75,035	17.0%	No	
					Wyner	Jean McNeil	Community Liaison	No	10	4,015	75,035	5.4%	No	
					Rubin	Jerry	No Ballot Designation	No	10	3,731	75,035	5.0%	No	
					Mann	Jon Louis	Teacher	No	10	3,528	75,035	4.7%	No	
					Later	Terence	Entertainment Consultant	No	10	2,931	75,035	3.9%	No	
					Cody	Daniel	Software Alliance Professional	No	10	2,764	75,035	3.7%	No	
					Armstrong	Linda	Data Entry Operator	No	10	1,700	75,035	2.3%	No	
					Short	O'Day	Terry	Appointed Councilmember/Environmentalist	No	5	15,948	48,047	33.2%	Yes
						Davis	Gleam Olivia	Appointed Santa Monica Councilmember	No	5	13,370	48,047	27.8%	Yes
						Kronovet	Robert	Santa Monica Rent Board Commissioner	No	5	7,156	48,047	14.9%	No
						Harley	Susan	Employee/Tenant Attorney	No	5	6,333	48,047	13.2%	No
						Ganezer	David	Local Newspaper Publisher	No	5	5,240	48,047	10.9%	No
					RENT CONTROL BOARD	Full	Wilson	Marilyn Korade	Rent Board Chairperson	Yes	3	15,753	44,887	35.1%
Winslow	Bill	Trust Lawyer	No	3			14,986	44,887	33.4%	Yes				
Flora	Todd	Corporate Responsibility Manager	No	3			14,148	44,887	31.5%	Yes				
Short	Braun	Chris	Appointed Incumbent	No			1	17,219	17,219	100.0%	Yes			
MADERA	11/2/2010	Madera	CITY COUNCIL	Full			Frazier	Brett	Small Business Owner	No	5	4,317	16,909	25.5%
					Bomprezzi	Sally Jean	Bank Manager	Yes	5	3,690	16,909	21.8%	Yes	
					Svanda	Gary L.	Financial Advisor	Yes	5	3,199	16,909	18.9%	Yes	
					Farinelli	Richard J. "Rick"	Business Professional	No	5	2,987	16,909	17.7%	No	
					Romero	Jacinto "Chito"	Purchasing Agent	No	5	2,682	16,909	15.9%	No	
MARIN	6/8/2010	Belvedere	CITY COUNCIL	Full	Cromwell	Thomas H.	Physician	Yes	2	626	1,052	59.5%	Yes	
					Barmand	Siavash	Real Estate Developer	Yes	2	404	1,052	38.4%	Yes	
		Ross	CITY COUNCIL	Full	Small	Carla	Community Volunteer	Yes	4	536	1,478	36.3%	Yes	
					Russell	P. Rupert	Attorney	Yes	4	409	1,478	27.7%	Yes	
					Winey	Iris R.	Retired	No	4	267	1,478	18.1%	No	
					Fritts	Mark	Architect	No	4	261	1,478	17.7%	No	

TABLE 2.1 VOTE TOTALS FOR CITY OFFICE CANDIDATES BY COUNTY AND ELECTION DATE, 2010

COUNTY	DATE	CITY	OFFICE	DIS-TRICT/ SEAT	TERM OF OFFICE	CANDIDATE'S LAST NAME	CANDIDATE'S FIRST NAME	CANDIDATE'S BALLOT DESIGNATION	IN- CUM- BENT	NUMBER OF CAN- DIDATES	VOTES FOR CAN- DIDATE	TOTAL VOTES CAST ¹	PER- CENT OF VOTE	ELECT- ED
MARIN (continued)	11/2/2010	Sausalito	CITY COUNCIL		Full	Weiner	Herb	Incumbent	Yes	3	2,507	5,948	42.1%	Yes
						Leone	Jonathan	Mayor, President Start-Up	Yes	3	2,280	5,948	38.3%	No
						Cox	Joan	Planning Commissioner/Attorney	No	3	1,127	5,948	18.9%	No
MARIPOSA	No City Contests													
MENDOCINO	11/2/2010	Ukiah	CITY COUNCIL		Full	Landis	Mary Anne	Appointed Incumbent	No	4	2,366	8,830	26.8%	Yes
						Baldwin	Phil	Teacher/Councilmember	Yes	4	2,293	8,830	26.0%	Yes
						Thomas	Benj	Incumbent	Yes	4	2,294	8,830	26.0%	Yes
						Grant	Kevin R.	No Ballot Designation	No	4	1,750	8,830	19.8%	No
		Willits	CITY COUNCIL	Full	Sranske	Larry W.	Incumbent	Yes	3	932	1,916	48.6%	Yes	
					Orenstein	Ron	Semi-Retired Project Manager	No	3	485	1,916	25.3%	Yes	
					Joseph	Lisa M.	Student	No	3	482	1,916	25.2%	No	
MERCED	8/31/2010	Livingston	CITY COUNCIL ^R	2	Short	Land	Theresa A.	Instructional Aide	No	1	1,040	1,109	93.8%	Yes
			MAYOR ^R	1	Short	Espinoza	Rodrigo	Business Owner	No	1	1,026	1,110	92.4%	Yes
	11/2/2010	Atwater	CITY COUNCIL		Full	Rivero	Jeff	Incumbent	Yes	4	3,033	8,321	36.4%	Yes
						Mooneyham	Craig	Businessman	No	4	2,106	8,321	25.3%	Yes
						Boyenga	Curtis	Teacher	No	4	1,711	8,321	20.6%	No
						Crabb	J. Nelson	Incumbent	Yes	4	1,429	8,321	17.2%	No
		MAYOR	Full	Faul	Joan	Incumbent	Yes	1	4,219	4,484	94.1%	Yes		
		Dos Palos	CITY COUNCIL	Full	Mays	Johnny	Incumbent	Yes	4	435	1,445	30.1%	Yes	
					Oney	Mary E.	Office Manager	No	4	393	1,445	27.2%	Yes	
	Powers				Bobby	Farmer	No	4	305	1,445	21.1%	No		
	McGlynn				Michael	Educator	No	4	302	1,445	20.9%	No		
	Gustine	CITY COUNCIL	Full	Garcia	Bart	Incumbent	Yes	2	803	1,531	52.4%	Yes		
				Nagy	Patrick "Pat"	Appointed Incumbent	No	2	699	1,531	45.7%	Yes		
		MAYOR	Full	Brazil	Dennis J.	Business Owner	No	2	754	1,200	62.8%	Yes		
	Livingston	CITY COUNCIL	Full	Samra	Gurpal	Computer Tech	No	3	1,069	1,897	56.4%	Yes		
Soria				Roy	Planning Commissioner	No	3	442	1,897	23.3%	No			
Thiara				Mohani	Educator	No	3	367	1,897	19.3%	No			
MAYOR		Full	Espinoza	Rodrigo	Councilmember	No	2	1,440	1,881	76.6%	Yes			
			Varela, Sr.	Daniel	Incumbent	Yes	2	421	1,881	22.4%	No			
			Los Banos	CITY CLERK	Full	Mallonee	Lucy	Incumbent	Yes	1	4,968	5,121	97.0%	Yes

^RTo be elected if recall measure passes.

TABLE 2.1 VOTE TOTALS FOR CITY OFFICE CANDIDATES BY COUNTY AND ELECTION DATE, 2010

COUNTY	DATE	CITY	OFFICE	DIS- TRICT/ SEAT	TERM OF OFFICE	CANDIDATE'S LAST NAME	CANDIDATE'S FIRST NAME	CANDIDATE'S BALLOT DESIGNATION	IN- CUM BENT	NUMBER OF CAN- DIDATES	VOTES FOR CAN- DIDATE	TOTAL VOTES CAST ¹	PER- CENT OF VOTE	ELECT- ED
MERCED (continued)	11/2/2010	Los Banos	CITY COUNCIL		Full	Silveira	Scott M.	Dairyman/Volunteer Fireman	No	4	3,597	9,807	36.7%	Yes
						Faria	Tom	Incumbent	Yes	4	3,514	9,807	35.8%	Yes
						Martinez	Linda D.	Supportive Services Liaison	No	4	1,830	9,807	18.7%	No
						Beasworrick	Dan	Retired Businessman	No	4	827	9,807	8.4%	No
			CITY TREASURER		Full	Brazil	Martha	Appointed Incumbent	No	1	4,872	5,021	97.0%	Yes
			MAYOR	Full	Villalta	Mike	Retired School Administrator	No	3	3,582	6,588	54.4%	Yes	
					Jones	Tommy	Incumbent	Yes	3	2,580	6,588	39.2%	No	
Snow	Keith	Retired Construction Engineer			No	3	387	6,588	5.9%	No				
MODOC	6/8/2010	Alturas	CITY COUNCIL		Full	Dederick	John Essex	Incumbent	Yes	3	694	1,648	42.1%	Yes
						Jacques	Keith	Incumbent	Yes	3	679	1,648	41.2%	Yes
						Sweeney	Onalea	Real Estate Broker	No	3	260	1,648	15.8%	No
			CITY TREASURER		Full	Alves	Kathie M.	Incumbent	Yes	1	835	849	98.4%	Yes
MONO	6/8/2010	Mammoth Lakes	CITY COUNCIL		Full	Lehman	Matthew	Business Executive Director	Yes	8	795	4,067	19.5%	Yes
						Eastman	John	Business Executive Director	Yes	8	643	4,067	15.8%	Yes
						Wood	Rick	Attorney	No	8	555	4,067	13.6%	Yes
						Stapp	Kirk	Writer	No	8	523	4,067	12.9%	No
						Vereuck	Dawn	Business Owner	Yes	8	500	4,067	12.3%	No
						Clark	Sharon	Planning Commissioner	No	8	459	4,067	11.3%	No
						Barrett	Tony	Businessman Executive Director	No	8	449	4,067	11.0%	No
						Blumer	Allen Lloyd	Forester/Preservationist/Sanctuarior	No	8	143	4,067	3.5%	No
MONTEREY	11/2/2010	Del Rey Oaks	CITY COUNCIL		Full	Cecilio	Jeff	Incumbent	No	2	512	989	51.8%	Yes
						Allion	Dennis	Incumbent	No	2	477	989	48.2%	Yes
			MAYOR		Full	Edelen	Jerry B.	Incumbent	Yes	1	563	563	100.0%	Yes
		Greenfield	CITY COUNCIL	Full	Hurley	Randy	Planning Commissioner	No	7	676	3,318	20.4%	Yes	
					Moreno	Annie G.	Health Educator Assistant	No	7	602	3,318	18.1%	Yes	
					Smith	Christopher	College Student	No	7	548	3,318	16.5%	No	
					Garcia	Stephanie J.	Legal Assistant	No	7	505	3,318	15.2%	No	
					Madrid-Bautista	Jessica	No Ballot Designation	No	7	376	3,318	11.3%	No	
					Garcia	Francisco	Student	No	7	313	3,318	9.4%	No	
					Mullanix-Ackerman	Carla	Prevention Coordinator	No	7	298	3,318	9.0%	No	
					MAYOR		Full	Huerta, Jr.	John	Incumbent	No	2	1,076	2,118
		Martinez	John	Building Contractor	No	2	1,042	2,118	49.2%	No				

TABLE 2.1 VOTE TOTALS FOR CITY OFFICE CANDIDATES BY COUNTY AND ELECTION DATE, 2010

COUNTY	DATE	CITY	OFFICE	DIS-TRICT/ SEAT	TERM OF OFFICE	CANDIDATE'S LAST NAME	CANDIDATE'S FIRST NAME	CANDIDATE'S BALLOT DESIGNATION	IN- CUM- BENT	NUMBER OF CAN- DIDATES	VOTES FOR CAN- DIDATE	TOTAL VOTES CAST ¹	PER- CENT OF VOTE	ELECT- ED			
MONTEREY (continued)	11/2/2010	King City	CITY COUNCIL		Full	Hughes	Terry	Incumbent	Yes	4	742	2,226	33.3%	Yes			
						Victoria	Carlos	Safety Coordinator	No	4	603	2,226	27.1%	Yes			
						Nuno, Jr.	Marcelino	Incumbent	Yes	4	495	2,226	22.2%	No			
						LeBarre	Mike	Agricultural Technician	No	4	386	2,226	17.3%	No			
		Marina	CITY COUNCIL		Full	Amadeo	Nancy	Businesswoman	Yes	3	2,392	6,914	34.6%	Yes			
						Brown	David W.	Attorney at Law	No	3	2,337	6,914	33.8%	Yes			
						Burnett	David	Senior Software Developer	No	3	2,185	6,914	31.6%	No			
			MAYOR		Full	Delgado	Bruce Carlos	Mayor	No	2	2,802	4,745	59.1%	Yes			
						McCall	Dave	City Council Member	Yes	2	1,943	4,745	40.9%	No			
		Pacific Grove		CITY COUNCIL	Full	Cuneo	Ken	Appointed Incumbent	No	4	3,719	13,352	27.9%	Yes			
						Cohen	Alan	Incumbent	Yes	4	3,677	13,352	27.5%	Yes			
						Fischer	Rudy	Management Analyst	No	4	3,202	13,352	24.0%	Yes			
						Ahart	Richard	Small Business Owner	No	4	2,754	13,352	20.6%	No			
						Short	Miller	Daniel	Appointed Incumbent	No	2	4,018	7,959	50.5%	Yes		
							Huitt	Robert	Appointed Incumbent	No	2	3,941	7,959	49.5%	Yes		
					MAYOR		Full	Garcia	Carmelita	Appointed Mayor	No	1	5,092	5,092	100.0%	Yes	
		Salinas		CITY COUNCIL	2	Full	Barrera	Tony R.	Incumbent	Yes	1	1,993	1,993	100.0%	Yes		
							3	Full	McShane	Steve	Small Business Owner	No	4	3,172	7,262	43.7%	Yes
									Gunter	Joe	Retired Police Detective	No	4	1,881	7,262	25.9%	No
	Barnes						Janet V.		City Councilmember/Teacher	No	4	1,705	7,262	23.5%	No		
	Panzer			Joel	Salinas Business Owner	No	4		504	7,262	6.9%	No					
				5	Full	Craig	Kimbley	Small Business Owner	No	3	2,143	4,190	51.1%	Yes			
						Villegas	Steven	Incumbent	No	3	1,574	4,190	37.6%	No			
				MAYOR	Full	Santibanez	Jesse	Commercial Construction Builder	No	3	473	4,190	11.3%	No			
						Donohue	Dennis	Salinas Mayor/Businessman	Yes	3	16,258	25,559	63.6%	Yes			
						Bonetti	Margaret Serna	Mother	No	3	5,094	25,559	19.9%	No			
				Freeman	William "Bill" J.	Trustee, Hartnell College	No	3	4,207	25,559	16.5%	No					
				Sand City	CITY COUNCIL	Full	Hubler	Craig	Incumbent	Yes	2	66	128	51.6%	Yes		
							Blackwelder	Jerry	Incumbent	Yes	2	62	128	48.4%	Yes		
		MAYOR	Full	Pendergrass	David K.	Incumbent	Yes	1	64	64	100.0%	Yes					
Seaside		CITY COUNCIL	Full	Edwards	Alvin	Fire Captain	No	4	3,358	9,352	35.9%	Yes					
				Alexander	Dennis	Incumbent	No	4	2,479	9,352	26.5%	Yes					
				Mancini	Thomas M.	Incumbent	Yes	4	1,806	9,352	19.3%	No					
				Mitchell	Annalisa	Therapist	No	4	1,709	9,352	18.3%	No					

TABLE 2.1 VOTE TOTALS FOR CITY OFFICE CANDIDATES BY COUNTY AND ELECTION DATE, 2010

COUNTY	DATE	CITY	OFFICE	DIS- TRICT/ SEAT	TERM OF OFFICE	CANDIDATE'S LAST NAME	CANDIDATE'S FIRST NAME	CANDIDATE'S BALLOT DESIGNATION	IN- CUM- BENT	NUMBER OF CAN- DIDATES	VOTES FOR CAN- DIDATE	TOTAL VOTES CAST ¹	PER- CENT OF VOTE	ELECT- ED				
MONTEREY (continued)	11/2/2010	Seaside	MAYOR		Full	Bachofner	Felix	Small Business Owner	No	2	2,947	5,873	50.2%	Yes				
						Rubio	Ralph	Incumbent	Yes	2	2,926	5,873	49.8%	No				
		Soledad	CITY COUNCIL		Full	Bourke	Christopher K.	Teacher	No	5	1,208	3,815	31.7%	Yes				
						Chavez	Alejandro	Principal Management Analyst	No	5	1,056	3,815	27.7%	Yes				
						Camacho	Martha	Incumbent	Yes	5	626	3,815	16.4%	No				
						Saavedra	Juan	Council Member	Yes	5	604	3,815	15.8%	No				
						Martinez	Sam	Construction Manager	No	5	321	3,815	8.4%	No				
						MAYOR		Full	Ledesma	Fred J.	Insurance Broker	No	2	1,649	2,511	65.7%	Yes	
									Ortiz	Richard V.	Mayor of Soledad	Yes	2	862	2,511	34.3%	No	
						NAPA	11/2/2010	American Canyon	CITY COUNCIL		Full	Bennett	Belia Ramos	Educator/Business Owner	No	4	2,277	7,340
Joseph	Mark	Financial Services Manager	No	4	2,178							7,340	29.7%	Yes				
West	Ed	Incumbent	Yes	4	1,659							7,340	22.6%	No				
Callison	Donald W.	Incumbent	Yes	4	1,226							7,340	16.7%	No				
MAYOR		Full	Garcia	Leon	Mayor							Yes	3	3,517	4,583	76.7%	Yes	
			Coffey	Cindy Lou	Councilmember							No	3	652	4,583	14.2%	No	
			Kulik	Karl	Student							No	3	414	4,583	9.0%	No	
Calistoga	CITY COUNCIL		Full	Kraus	Gary W.							Retired Fire Chief	Yes	4	995	2,524	39.4%	Yes
				Canning	Chris							Executive Director	No	4	881	2,524	34.9%	Yes
				Barkley	Jennifer							Independent Beauty Consultant	No	4	369	2,524	14.6%	No
				McNay	Dennis			Business Owner	No	4	279	2,524	11.1%	No				
MAYOR		Full	Gingles	Jack T.	Incumbent			Yes	3	729	1,529	47.7%	Yes					
			Dunsford	Michael	Business Owner			No	3	573	1,529	37.5%	No					
			Larrecou	Kurt	Broker/Rancher			No	3	227	1,529	14.8%	No					
Napa	CITY COUNCIL		Full	Mott	Peter			Business Owner/Councilmember	Yes	4	10,654	37,498	28.4%	Yes				
				Inman	Juliana			Architect/City Councilmember	Yes	4	10,410	37,498	27.8%	Yes				
				Huether	Gordon			Small Businessman/Artist	No	4	9,932	37,498	26.5%	No				
				Martin	Harry V.			Publisher/Businessman	No	4	6,502	37,498	17.3%	No				
St. Helena	CITY COUNCIL		Full	Nevero	Ann			Retired Geophysicist	No	3	1,229	3,499	35.1%	Yes				
				White	Peter			Planning Commissioner	No	3	1,203	3,499	34.4%	Yes				
				Schoch	Bonnie K.	Incumbent	Yes	3	1,067	3,499	30.5%	No						
				MAYOR	Full	Britton	Del	Insurance Broker	Yes	1	1,762	1,762	100.0%	Yes				

TABLE 2.1 VOTE TOTALS FOR CITY OFFICE CANDIDATES BY COUNTY AND ELECTION DATE, 2010

COUNTY	DATE	CITY	OFFICE	DIS-TRICT/ SEAT	TERM OF OFFICE	CANDIDATE'S LAST NAME	CANDIDATE'S FIRST NAME	CANDIDATE'S BALLOT DESIGNATION	IN- CUM BENT	NUMBER OF CAN- DIDATES	VOTES FOR CAN- DIDATE	TOTAL VOTES CAST ¹	PER- CENT OF VOTE	ELECT- ED
NAPA (continued)	11/2/2010	Yountville	CITY COUNCIL		Full	Hall	Richard	Vice President Finance	No	5	652	2,218	29.4%	Yes
						Dorenbecher	Marita A.	Public Relations/Events	No	5	532	2,218	24.0%	Yes
						Pommerening	Chris	Wine Educator	No	5	385	2,218	17.4%	No
						Shupe	James D.	Management Accountant	No	5	342	2,218	15.4%	No
						Wennerberg	Rob	Therapist	No	5	307	2,218	13.8%	No
	MAYOR			Full	Dunbar	John F.	Vice Mayor	No	3	821	1,472	55.8%	Yes	
					Mohler	Marjorie	Council Member	No	3	399	1,472	27.1%	No	
					Stryk	Robert	Military Contractor	No	3	252	1,472	17.1%	No	
	NEVADA	6/8/2010	Nevada City	CITY COUNCIL		Full	Strawser	Duane	Small Business Owner	No	2	714	1,334	53.5%
Harris							Sally	Retired Finance Professional	No	2	620	1,334	46.5%	Yes
11/2/2010		Grass Valley	CITY COUNCIL		Full	Miller	Dan	City Councilman	Yes	4	2,104	5,680	37.0%	Yes
						Fouyer	Jason E.	Integrated Engineering Services	No	4	1,692	5,680	29.8%	Yes
						Tureaud	Patricia	Small Business Owner	No	4	1,424	5,680	25.1%	No
						Yarborough	Edward W.	No Ballot Designation	No	4	460	5,680	8.1%	No
		Truckee	CITY COUNCIL		Full	Anderson	Richard	Incumbent	Yes	4	3,045	10,515	29.0%	Yes
						Brown	Mark	Incumbent	Yes	4	2,918	10,515	27.8%	Yes
						Dee	Carolyn Wallace	Incumbent	Yes	4	2,641	10,515	25.1%	Yes
						Jeffries	Carl Thomas	Infrastructure Instructor	No	4	1,911	10,515	18.2%	No
ORANGE	2/2/2010	Mission Viejo	CITY COUNCIL ^R	1	Short	Leckness	David "Dave"	Local Business Owner	No	2	6,396	11,707	54.6%	Yes
						Tyler	Dale	Software Engineer	No	2	5,311	11,707	45.4%	No
	11/2/2010	Aliso Viejo	CITY COUNCIL		Full	Tsunoda	Phillip B.	Mayor	Yes	4	7,201	18,444	39.0%	Yes
						Cave	Carmen L.	City of Aliso Viejo Councilmember	Yes	4	6,120	18,444	33.2%	Yes
						Perkins	William "Bill"	Sales	No	4	3,018	18,444	16.4%	No
						Sydor	Daniel	Real Estate Executive	No	4	2,105	18,444	11.4%	No

^RTo be elected if recall measure passes.

TABLE 2.1 VOTE TOTALS FOR CITY OFFICE CANDIDATES BY COUNTY AND ELECTION DATE, 2010

COUNTY	DATE	CITY	OFFICE	DIS-TRICT/ SEAT	TERM OF OFFICE	CANDIDATE'S LAST NAME	CANDIDATE'S FIRST NAME	CANDIDATE'S BALLOT DESIGNATION	IN- CUM BENT	NUMBER OF CAN- DIDATES	VOTES FOR CAN- DIDATE	TOTAL VOTES CAST ¹	PER- CENT OF VOTE	ELECT- ED			
ORANGE (continued)	11/2/2010	Anaheim	CITY COUNCIL		Full	Eastman	Gail	Business Owner	Yes	14	20,389	107,561	19.0%	Yes			
						Murray	Kris	Businessperson/Anaheim Commissioner	Yes	14	17,871	107,561	16.6%	Yes			
						Leos	John	County Peace Office	No	14	12,966	107,561	12.1%	No			
						Linder	Linda	Retired Deputy Sheriff	No	14	8,296	107,561	7.7%	No			
						Holguin	Thomas "Hoagy"	Businessman/AUHSD Trustee	No	14	7,165	107,561	6.7%	No			
						Nelson	Robert	Small Business Owner	No	14	7,176	107,561	6.7%	No			
						Dalati	Bill	Businessman	No	14	5,392	107,561	5.0%	No			
						Chuchua	Brian Neil	Retired Anaheim Businessman	No	14	5,070	107,561	4.7%	No			
						Parke	Sandy	Attorney/Business Owner	No	14	5,010	107,561	4.7%	No			
						Flores	Robert Jesus	Small Business Owner	No	14	4,886	107,561	4.5%	No			
						Apodaca	Dustin	Musician	No	14	4,176	107,561	3.9%	No			
						Varnum	Dennis T.	Workforce Development Specialist	No	14	3,859	107,561	3.6%	No			
						Santojanni	John	Concierge/City Commissioner	No	14	2,982	107,561	2.8%	No			
						Gaona	Rudy	Businessman	No	14	2,323	107,561	2.2%	No			
						MAYOR		Full	Tait	Tom	Engineering Business Owner	Yes	3	33,340	61,237	54.4%	Yes
									McCracken	Shirley	Educator	No	3	19,668	61,237	32.1%	No
									Fitzgerald	Denis	Retired Corporation President	No	3	8,229	61,237	13.4%	No
					Brea	CITY COUNCIL		Full	Moore	Roy	City Council Member	Yes	8	6,463	32,060	20.2%	Yes
									Garcia	Ron	Councilmember	Yes	8	5,578	32,060	17.4%	Yes
									Murdock	Brett	Certified Law Clerk	Yes	8	5,060	32,060	15.8%	Yes
						Vargas	Steven	Military Reservist/Businessman	No	8	4,650	32,060	14.5%	No			
						Clough	Ric	Public Safety Educator	No	8	4,460	32,060	13.9%	No			
						Havard	Don R.	Business Owner	No	8	2,620	32,060	8.2%	No			
						Grosse	Jim	Retired Retail Manager	No	8	2,329	32,060	7.3%	No			
						Humphreys	Elleke R.	Retail Customer Representative	No	8	900	32,060	2.8%	No			

TABLE 2.1 VOTE TOTALS FOR CITY OFFICE CANDIDATES BY COUNTY AND ELECTION DATE, 2010

COUNTY	DATE	CITY	OFFICE	DIS-TRICT/ SEAT	TERM OF OFFICE	CANDIDATE'S LAST NAME	CANDIDATE'S FIRST NAME	CANDIDATE'S BALLOT DESIGNATION	IN- CUM- BENT	NUMBER OF CAN- DIDATES	VOTES FOR CAN- DIDATE	TOTAL VOTES CAST ¹	PER- CENT OF VOTE	ELECT- ED
ORANGE (continued)	11/2/2010	Buena Park	CITY COUNCIL		Full	Swift	Elizabeth "Beth"	Governing Board Member, Buena Park SD	Yes	11	6,654	39,249	17.0%	Yes
						Oh	Miller	Small Business Owner	Yes	11	6,323	39,249	16.1%	Yes
						Berry	Steve	Business Executive	Yes	11	5,631	39,249	14.3%	Yes
						Kong	Jerry	Trustee, Buena Park SD Board of Education	No	11	4,469	39,249	11.4%	No
						McCay	Don	Incumbent	No	11	3,993	39,249	10.2%	No
						Night	Baron	Buena Park Business Administrator	No	11	3,039	39,249	7.7%	No
						Gonzales	Paul D.	Staff Specialist/Businessman	No	11	2,276	39,249	5.8%	No
						Ferguson	Greg	Transportation Supervisor	No	11	2,173	39,249	5.5%	No
						Mauler	Jack	Real Estate Broker	No	11	1,837	39,249	4.7%	No
						Scott	Jeannine K.	Human Resources Consultant	No	11	1,818	39,249	4.6%	No
		Peacher	Jordon	Small Business Sales	No	11	1,036	39,249	2.6%	No				
		Costa Mesa	CITY COUNCIL		Full	Righeimer	Jim	Costa Mesa Commissioner/Businessman	Yes	5	12,997	41,017	31.7%	Yes
						Leece	Wendy	Mayor Pro Tem	Yes	5	11,572	41,017	28.2%	Yes
						McEvoy	Chris	Educator	No	5	10,846	41,017	26.4%	No
						Lester	Sue	No Ballot Designation	No	5	3,881	41,017	9.5%	No
						Petschl	Chad W.	Salesperson	No	5	1,721	41,017	4.2%	No
		Dana Point	CITY COUNCIL		Full	Weinberg	Steven H.	Mayor, City of Dana Point	Yes	5	6,838	28,557	23.9%	Yes
						Bartlett	Lisa	Councilmember/Businesswoman	Yes	5	6,602	28,557	23.1%	Yes
						Brough	William "Bill"	Dana Point Business Owner	Yes	5	6,337	28,557	22.2%	Yes
Bishop	Joel					Councilman/Local Businessman	No	5	5,696	28,557	19.9%	No		
Kislig	Dana					Law Student/Father	No	5	3,084	28,557	10.8%	No		
Fountain Valley	CITY COUNCIL		Full	Collins	John J.	Fountain Valley Councilmember	Yes	10	8,716	48,039	18.1%	Yes		
				McCurdy	Mark	Small Business Owner	Yes	10	6,945	48,039	14.5%	Yes		
				Vo	Michael	Businessman	Yes	10	6,456	48,039	13.4%	Yes		
				Brothers	Cheryl	Mayor Pro Tem	No	10	5,936	48,039	12.4%	No		
				Carrozzo	Guy	Retired School Principal	No	10	5,785	48,039	12.0%	No		
				Schultz	Steve	Teacher/Writer	No	10	4,398	48,039	9.2%	No		
				Tucker	Patrick	Retail Sales Manager	No	10	3,349	48,039	7.0%	No		
				Nguyen	Duy	Small Business Owner	No	10	2,955	48,039	6.2%	No		
				Perdicaro	Frank	Physicist/Software Engineer	No	10	2,057	48,039	4.3%	No		
				Pull	Jim	Quality Assurance Supervisor	No	10	1,442	48,039	3.0%	No		

TABLE 2.1 VOTE TOTALS FOR CITY OFFICE CANDIDATES BY COUNTY AND ELECTION DATE, 2010

COUNTY	DATE	CITY	OFFICE	DIS-TRICT/ SEAT	TERM OF OFFICE	CANDIDATE'S LAST NAME	CANDIDATE'S FIRST NAME	CANDIDATE'S BALLOT DESIGNATION	IN- CUM BENT	NUMBER OF CAN- DIDATES	VOTES FOR CAN- DIDATE	TOTAL VOTES CAST ¹	PER- CENT OF VOTE	ELECT- ED			
ORANGE (continued)	11/2/2010	Fullerton	CITY COUNCIL		Full	Bankhead	Don	Mayor, City of Fullerton	Yes	8	11,986	57,227	20.9%	Yes			
						McKinley	Pat	Retired Police Chief	Yes	8	10,346	57,227	18.1%	Yes			
						Chaffee	Doug	Vice-Chair, Planning Commission	No	8	10,256	57,227	17.9%	No			
						Sebourn	Greg	Commissioner/Businessman/Educator	No	8	6,375	57,227	11.1%	No			
						Levinson	Barry	Financial Consultant/Auditor	No	8	6,092	57,227	10.6%	No			
						Burbank	Marty	Family Business Lawyer	No	8	5,562	57,227	9.7%	No			
						La Tour	Jesse	Educator/Business Owner	No	8	4,838	57,227	8.5%	No			
						Atkinson	Johnnie	Campus Security	No	8	1,772	57,227	3.1%	No			
					Short	Whitaker	Bruce	Fullerton Planning Commissioner	No	4	11,723	31,031	37.8%	Yes			
						Chi	Roland	Businessman/Nonprofit Director	No	4	9,218	31,031	29.7%	No			
						Gregg	Aaron	Small Businessman	No	4	7,124	31,031	23.0%	No			
						Fonte	Anthony N. "Tony"	Attorney At Law	No	4	2,966	31,031	9.6%	No			
					Garden Grove	CITY COUNCIL		Full	Broadwater	Bruce A.	Council Member	Yes	3	20,470	54,605	37.5%	Yes
									Nguyen	Dina	Garden Grove Councilmember/Attorney	Yes	3	20,281	54,605	37.1%	Yes
									Ybarra	James Torres	Teacher/Business Owner	No	3	13,854	54,605	25.4%	No
						MAYOR		Full	Dalton	William "Bill"	Mayor/Retired Policeman	Yes	2	26,609	35,841	74.2%	Yes
									Cossota	Myke	Small Business Owner	No	2	9,232	35,841	25.8%	No
Huntington Beach	CITY ATTORNEY		Full	McGrath	Jennifer	Huntington Beach City Attorney	Yes	2	40,470	55,785	72.5%	Yes					
				Houston	T. Gabe	Attorney/Finance Boardmember	No	2	15,315	55,785	27.5%	No					

TABLE 2.1 VOTE TOTALS FOR CITY OFFICE CANDIDATES BY COUNTY AND ELECTION DATE, 2010

COUNTY	DATE	CITY	OFFICE	DIS-TRICT/ SEAT	TERM OF OFFICE	CANDIDATE'S LAST NAME	CANDIDATE'S FIRST NAME	CANDIDATE'S BALLOT DESIGNATION	IN- CUM- BENT	NUMBER OF CAN- DIDATES	VOTES FOR CAN- DIDATE	TOTAL VOTES CAST ¹	PER- CENT OF VOTE	ELECT- ED						
ORANGE (continued)	11/2/2010	Huntington Beach	CITY COUNCIL		Full	Boardman	Connie	College Biology Professor	Yes	20	20,019	212,890	9.4%	Yes						
						Carchio	Joe	Councilmember/Retired Businessowner	Yes	20	18,523	212,890	8.7%	Yes						
						Harper	Matthew	Gov Brd Mbr, Huntington Beach Union HSD	Yes	20	15,886	212,890	7.5%	Yes						
						Shaw	Joe	Small Business Owner	Yes	20	14,585	212,890	6.9%	Yes						
						Delgleize	Barbara	Businessowner/Planning Commissioner	No	20	14,171	212,890	6.7%	No						
						Farley	Blair	Pastor/Planning Commissioner	No	20	13,932	212,890	6.5%	No						
						Katapodis	Jim	Police Supervisor LAPD	No	20	13,100	212,890	6.2%	No						
						O'Connell	Billy	Businessowner/Non-Profit Director	No	20	13,175	212,890	6.2%	No						
						Speaker	Fred J.	Businessowner/Planning Commissioner	No	20	11,183	212,890	5.3%	No						
						Kalmick	Dan	Small Business Owner	No	20	10,775	212,890	5.1%	No						
						Westwell	Norm	School Boardmember/Businessowner	No	20	10,187	212,890	4.8%	No						
						Rorick	Bill	Business Executive/Engineer	No	20	9,835	212,890	4.6%	No						
						Grow	Heather	Educator	No	20	9,624	212,890	4.5%	No						
						Roselius	Shawn	Student	No	20	7,628	212,890	3.6%	No						
						Peterson	Erik	Businessman	No	20	7,137	212,890	3.4%	No						
						Brandt	Bruce J.	Licensed Professional Engineer	No	20	7,125	212,890	3.3%	No						
						Fichtner	Landon	Meteorologist/Science Teacher	No	20	4,654	212,890	2.2%	No						
						Dominguez	Andrissa	Mom/Playground Supervisor	No	20	4,440	212,890	2.1%	No						
						Grunwald	William	Business Manager/Attorney	No	20	3,652	212,890	1.7%	No						
						Von Holle	John	Retired Municipal Employee	No	20	3,209	212,890	1.5%	No						
						Irvine			CITY COUNCIL		Full	Agran	Larry	Irvine City Councilmember	Yes	7	22,206	94,075	23.6%	Yes
												Lalloway	Jeffrey	Irvine Businessman/Commissioner	Yes	7	20,959	94,075	22.3%	Yes
												Schott	Lynn	Irvine Business Owner	No	7	18,630	94,075	19.8%	No
												Farivar	Shiva	Community Services Commissioner	No	7	17,657	94,075	18.8%	No
												Moore	Chris	Student	No	7	8,259	94,075	8.8%	No
												Mazarji	Bijan	Army Reservist/Student	No	7	3,327	94,075	3.5%	No
												Aksoy	Yunus	Realtor/Businessman	No	7	3,037	94,075	3.2%	No
MAYOR				Full	Kang							Sukhee	Mayor of Irvine	Yes	2	34,634	54,017	64.1%	Yes	
					Gonzales	Christopher	Businessman/Attorney	No	2	19,383	54,017	35.9%	No							
La Habra			CITY COUNCIL		Full	Gomez	James "Jim"	La Habra Councilmember/Businessman	Yes	3	9,001	20,815	43.2%	Yes						
						Blazey	Michael "Mike"	Professor/Commissioner	Yes	3	6,379	20,815	30.6%	Yes						
						Nigsarian	Daren	Deputy Sheriff/Commissioner	No	3	5,435	20,815	26.1%	No						

TABLE 2.1 VOTE TOTALS FOR CITY OFFICE CANDIDATES BY COUNTY AND ELECTION DATE, 2010

COUNTY	DATE	CITY	OFFICE	DIS- TRICT/ SEAT	TERM OF OFFICE	CANDIDATE'S LAST NAME	CANDIDATE'S FIRST NAME	CANDIDATE'S BALLOT DESIGNATION	IN- CUM- BENT	NUMBER OF CAN- DIDATES	VOTES FOR CAN- DIDATE	TOTAL VOTES CAST ¹	PER- CENT OF VOTE	ELECT- ED
ORANGE (continued)	11/2/2010	La Palma	CITY COUNCIL		Full	Charoen	Henry	Councilmember/Business Manager	Yes	4	2,373	8,242	28.8%	Yes
						Hwangbo	Steve	Businessman/Engineer/Father	Yes	4	2,172	8,242	26.4%	Yes
						Lew	Noella	Business Woman	No	4	1,986	8,242	24.1%	No
						Goedhart	Gerard	Public Executive	No	4	1,711	8,242	20.8%	No
		Laguna Beach	CITY COUNCIL		Full	Boyd	Kelly H.	Incumbent	Yes	4	7,190	23,701	30.3%	Yes
						Pearson	Elizabeth	Mayor/Businesswoman	Yes	4	6,669	23,701	28.1%	Yes
						Iseman	Toni	Mayor Pro Tem	Yes	4	6,023	23,701	25.4%	Yes
						Patrascu	Emanuel	Small Business Owner	No	4	3,819	23,701	16.1%	No
		Laguna Hills	CITY COUNCIL		Full	Kogerman	Barbara	Small Business Owner	Yes	8	6,109	24,517	24.9%	Yes
						Carruth	Melody	Councilmember	Yes	8	5,758	24,517	23.5%	Yes
						Bressette	Randal	Mayor/Financial Planner	Yes	8	3,886	24,517	15.9%	Yes
						Scott	Craig	Councilmember/Business Owner	No	8	3,813	24,517	15.6%	No
						Oakley	Randal Scott	Attorney	No	8	1,796	24,517	7.3%	No
						Djowharzadeh	Ali	Small Business Owner	No	8	1,533	24,517	6.3%	No
						Hariri	Saeid	Businessman	No	8	917	24,517	3.7%	No
						Gilbert	Pierre B.	Ownership Collector	No	8	705	24,517	2.9%	No
		Laguna Niguel	CITY COUNCIL		Full	Lindholm	Linda	Mayor, Laguna Niguel/Businesswoman	Yes	3	17,404	32,309	53.9%	Yes
						Ming	Robert	Council Member, City of Laguna Niguel	Yes	3	12,019	32,309	37.2%	Yes
						Fair	Mike	Event Security Supervisor	No	3	2,886	32,309	8.9%	No
		Lake Forest	CITY COUNCIL		Full	Voigts	Scott "Scotly"	Businessman/Retired Superintendent	Yes	5	11,332	49,684	22.8%	Yes
						Herzog	Peter	Businessman/City Councilmember	Yes	5	11,178	49,684	22.5%	Yes
						McCullough	Kathryn "Kathy"	Councilmember/Non-Profit Founder	Yes	5	9,581	49,684	19.3%	Yes
						Gardner	Jim	Businessman/Clinical Psychologist	No	5	9,041	49,684	18.2%	No
						Dixon	Richard Thomas	Council Member/Businessman	No	5	8,552	49,684	17.2%	No
		Los Alamitos	CITY COUNCIL		Full	Kusumoto	Warren	Engineer/Project Manager	Yes	7	1,685	9,402	17.9%	Yes
						Edgar	Troy	Los Alamitos Council Member/Businessman	Yes	7	1,624	9,402	17.3%	Yes
						Graham-Mejia	Gerri L.	Local Business Owner	Yes	7	1,450	9,402	15.4%	Yes
						Zarkos	Constantine "Dean"	Appointed Councilman/Businessman	No	7	1,426	9,402	15.2%	No
Grose	Dean					Small Business Owner	No	7	1,357	9,402	14.4%	No		
Sheridan	Brad					Attorney At Law	No	7	1,331	9,402	14.2%	No		
Schleuter	Johanna A.					Retired Attorney	No	7	529	9,402	5.6%	No		

TABLE 2.1 VOTE TOTALS FOR CITY OFFICE CANDIDATES BY COUNTY AND ELECTION DATE, 2010

COUNTY	DATE	CITY	OFFICE	DIS-TRICT/ SEAT	TERM OF OFFICE	CANDIDATE'S LAST NAME	CANDIDATE'S FIRST NAME	CANDIDATE'S BALLOT DESIGNATION	IN- CUM- BENT	NUMBER OF CAN- DIDATES	VOTES FOR CAN- DIDATE	TOTAL VOTES CAST ¹	PER- CENT OF VOTE	ELECT- ED				
ORANGE (continued)	11/2/2010	Mission Viejo	CITY COUNCIL		Full	Kelley	Patricia "Trish"	City Council Member	Yes	12	15,996	85,134	18.8%	Yes				
						Leckness	David "Dave"	Mission Viejo Councilman/Businessman	Yes	12	11,509	85,134	13.5%	Yes				
						Reardon	Rhonda	Retired Business Manager	Yes	12	11,356	85,134	13.3%	Yes				
						Sandzimier	Rick	Mission Viejo Commissioner/Businessman	No	12	8,398	85,134	9.9%	No				
						Skalsky	Brian	City Commissioner	No	12	7,450	85,134	8.8%	No				
						Lonsinger	Neil	Retired Service Executive	No	12	7,292	85,134	8.6%	No				
						Barker	Bill	Registered Professional Engineer	No	12	6,008	85,134	7.1%	No				
						Carr	Fred	Local Businessman	No	12	4,673	85,134	5.5%	No				
						Dobrilovic	Mark	Commissioner/Financial Advisor	No	12	3,935	85,134	4.6%	No				
						MacLean	Lance	FDIC Operations Specialist	No	12	3,766	85,134	4.4%	No				
						Golemo	Ken	Consumer Marketing Consultant	No	12	2,483	85,134	2.9%	No				
						Mamola	Sam	Trust Attorney/Businessman	No	12	2,268	85,134	2.7%	No				
						Newport Beach	CITY COUNCIL	1	Full	Henn	Mike	Businessman/Council Member	Yes	1	23,918	23,918	100.0%	Yes
										3	Full	Hill	Rush	Architect/Local Businessowner	Yes	2	16,336	30,067
Reno	Edward	Businessman	No	2	13,731							30,067	45.7%	No				
4	Full	Daigle	Leslie J.	Council Member/Businesswoman	Yes					2	18,225	29,010	62.8%	Yes				
		Tabbert	Mark	Businessman	No					2	10,785	29,010	37.2%	No				
6	Full	Gardner	Nancy	Incumbent	Yes					1	24,176	24,176	100.0%	Yes				
Orange	CITY COUNCIL	Full	Whitaker	Fred M.	Businessman/Planning Commissioner	Yes	8	14,406	63,541	22.7%	Yes							
			Bilodeau	Denis	Orange Councilman/Businessman	Yes	8	14,335	63,541	22.6%	Yes							
			Horton	Chris	Orange Business Owner	No	8	7,523	63,541	11.8%	No							
			Merino	Michael R.	Military Officer/Businessman	No	8	7,196	63,541	11.3%	No							
			Alvarez	Yolanda M.	Historian/Business Assistant	No	8	6,401	63,541	10.1%	No							
			Douglas	Robert	Orange Business Owner	No	8	4,854	63,541	7.6%	No							
			Vaughan	Christian L.	Law Enforcement Officer	No	8	4,721	63,541	7.4%	No							
			Dominguez	Sue	Special Education Paraprofessional	No	8	4,105	63,541	6.5%	No							
			MAYOR	Full	Cavecche	Carolyn V.	Orange Mayor	Yes	2	23,758	36,496	65.1%	Yes					
					Dumitru	Jon	Councilmember/Firefighter Coordinator	No	2	12,738	36,496	34.9%	No					
Placentia	CITY CLERK	Full	Melia	Patrick J.	Incumbent	Yes	1	11,313	11,313	100.0%	Yes							
	CITY COUNCIL	Full	Aguirre	Joseph V.	Placentia Councilman	Yes	6	5,653	23,612	23.9%	Yes							
			Wanke	Chad	Placentia City Treasurer	Yes	6	5,502	23,612	23.3%	Yes							
			Sowards	Greg	Councilmember	No	6	4,591	23,612	19.4%	No							
			McRae	Bryan	Middle School Teacher	No	6	3,550	23,612	15.0%	No							
			Jackson	Chad	Investigator	No	6	2,747	23,612	11.6%	No							
			McAdam	Michael S.	School District Employee	No	6	1,569	23,612	6.6%	No							

TABLE 2.1 VOTE TOTALS FOR CITY OFFICE CANDIDATES BY COUNTY AND ELECTION DATE, 2010

COUNTY	DATE	CITY	OFFICE	DIS-TRICT/ SEAT	TERM OF OFFICE	CANDIDATE'S LAST NAME	CANDIDATE'S FIRST NAME	CANDIDATE'S BALLOT DESIGNATION	IN- CUM- BENT	NUMBER OF CAN- DIDATES	VOTES FOR CAN- DIDATE	TOTAL VOTES CAST ¹	PER- CENT OF VOTE	ELECT- ED
ORANGE (continued)	11/2/2010	Rancho Santa Margarita	CITY COUNCIL		Full	Petrilla	Jesse	Businessman/Military Reservist	Yes	5	7,396	32,303	22.9%	Yes
						Baric	Steven	R.S. Margarita Commissioner/Businessman	Yes	5	6,915	32,303	21.4%	Yes
						Thompson	Gary	R.S. Margarita Councilmember/Businessman	Yes	5	6,843	32,303	21.2%	Yes
						Blais	Neil C.	Businessman/R.S. Margarita Councilman	No	5	6,823	32,303	21.1%	No
						McCook	Lawrence "Larry"	Retired CEO/Microelectronics	No	5	4,326	32,303	13.4%	No
		San Clemente	CITY COUNCIL		Full	Donchak	Lori	Teacher/San Clemente Councilwoman	Yes	9	10,158	58,465	17.4%	Yes
						Evert	Jim	Retired Executive	Yes	9	9,372	58,465	16.0%	Yes
						Brown	Tim	Telecommunications Executive/Parent	Yes	9	8,585	58,465	14.7%	Yes
						Anderson	Joe	Councilmember/Retired Executive	No	9	8,071	58,465	13.8%	No
						Miller	Brenda	Nonprofit Organization Founder	No	9	7,677	58,465	13.1%	No
						Hamm	Chris	Firefighter	No	9	6,318	58,465	10.8%	No
						Smith	Georgia Key	Businesswoman	No	9	3,125	58,465	5.3%	No
						Gaskins	Jay	Construction Manager	No	9	2,886	58,465	4.9%	No
		San Juan Capistrano	CITY COUNCIL		Full	Crosby	Patrick "Moose"	Classical Music Composer	No	9	2,273	58,465	3.9%	No
						Kramer	Larry	Retired Naval Officer	Yes	9	5,004	29,292	17.1%	Yes
						Taylor	John	Businessman	Yes	9	4,462	29,292	15.2%	Yes
						Reeve	Derek	Constitutional Attorney/Historian	Yes	9	4,301	29,292	14.7%	Yes
						Reardon	Jim	Technology Executive	No	9	3,789	29,292	12.9%	No
						Nielsen	Mark	Businessman/Councilman	No	9	3,639	29,292	12.4%	No
						Worthington	Clint	Locomotive Engineer	No	9	2,863	29,292	9.8%	No
Uso	Londres					Councilman/Dentist	No	9	2,341	29,292	8.0%	No		
Santa Ana	CITY COUNCIL			Lopez	Jess	Retired Police Sergeant	No	9	1,750	29,292	6.0%	No		
				Schneider	Victor J.	Geologist	No	9	1,143	29,292	3.9%	No		
				2	Full	Martinez	Michele	Councilmember/Businesswoman	Yes	1	34,651	34,651	100.0%	Yes
				4	Full	Benavides	David	Councilmember, City of Santa Ana	Yes	1	34,785	34,785	100.0%	Yes
				6	Full	Tinajero	Sal	Santa Ana Councilmember/Teacher	Yes	3	21,998	40,823	53.9%	Yes
						Pham	Nam	Community Volunteer	No	3	9,731	40,823	23.8%	No
						Martinez	Helen	Community Volunteer	No	3	9,094	40,823	22.3%	No
				MAYOR		Full	Pulido	Miguel A.	Mayor, City of Santa Ana	Yes	5	21,588	43,652	49.5%
Amezcuca	Alfredo	Small Businessman/Attorney	No				5	11,689	43,652	26.8%	No			
Hart	Charles	Contract Administrator	No				5	4,216	43,652	9.7%	No			
Collins	George M.	Producer/Analyst/Consultant	No				5	3,820	43,652	8.8%	No			
Alvarado	Roy	Engineer	No				5	2,339	43,652	5.4%	No			

TABLE 2.1 VOTE TOTALS FOR CITY OFFICE CANDIDATES BY COUNTY AND ELECTION DATE, 2010

COUNTY	DATE	CITY	OFFICE	DIS-TRICT/ SEAT	TERM OF OFFICE	CANDIDATE'S LAST NAME	CANDIDATE'S FIRST NAME	CANDIDATE'S BALLOT DESIGNATION	IN- CUM- BENT	NUMBER OF CAN- DIDATES	VOTES FOR CAN- DIDATE	TOTAL VOTES CAST ¹	PER- CENT OF VOTE	ELECT- ED
ORANGE (continued)	11/2/2010	Seal Beach	CITY COUNCIL	1	Full	Deaton	Elery	Planning Commissioner	Yes	4	981	1,979	49.6%	Yes
						Kalmick	Joe	Local Business Owner	No	4	657	1,979	33.2%	No
						Levitt	Scott L.	Corporate Counsel/Businessman	No	4	204	1,979	10.3%	No
						Aguilar, Jr.	Robert	Businessman/Retired Marine	No	4	137	1,979	6.9%	No
				3	Full	Shanks	Gordon	City Councilman	Yes	2	1,407	2,010	70.0%	Yes
						Almasy	Amalia	Realtor/Business Owner	No	2	603	2,010	30.0%	No
				5	Full	Levitt	Michael	City Councilman	Yes	2	1,301	2,451	53.1%	Yes
						Seifert	Anne	Public Health/Researcher	No	2	1,150	2,451	46.9%	No
			Tustin	CITY COUNCIL	Full	Murray	Al	Police Lieutenant	Yes	8	5,124	26,845	19.1%	Yes
						McKeon	Rebecca Gomez	Businesswoman/Educator	Yes	8	4,646	26,845	17.3%	Yes
						Waldram	David	Business Owner/Educator	No	8	4,491	26,845	16.7%	No
						Peery	Donna Marsh	Businesswoman	No	8	3,718	26,845	13.8%	No
						Loveland	Sherri	Co-Chair, Non-Profit	No	8	3,512	26,845	13.1%	No
						Vu	Bob	Technologist/Educator/Entrepreneur	No	8	2,665	26,845	9.9%	No
						Haider	Tim	Businessman/Author/Educator	No	8	1,855	26,845	6.9%	No
						Zeldin	Steven A.	Businessman	No	8	834	26,845	3.1%	No
			Villa Park	CITY COUNCIL	Full	Reese	Brad E.	Incumbent	Yes	5	1,686	7,692	21.9%	Yes
						Pauly	Deborah	Incumbent	Yes	5	1,597	7,692	20.8%	Yes
						Fauteux	Robert H. "Bob"	Tax Consultant	Yes	5	1,566	7,692	20.4%	Yes
						Rheins	James "Jim"	Incumbent	No	5	1,456	7,692	18.9%	No
Barnett	Richard	Attorney				No	5	1,387	7,692	18.0%	No			
Westminster	CITY COUNCIL	Full	Ta	Tri	Councilmember, City of Westminster	Yes	7	7,964	39,381	20.2%	Yes			
			Quach	Andy	Westminster City Councilman	Yes	7	7,076	39,381	18.0%	Yes			
			Loomer	Penny	Retired City Executive	No	7	6,774	39,381	17.2%	No			
			Do	Khoa	Small Business Owner	No	7	5,777	39,381	14.7%	No			
			Hamade	Alin	Westminster Commissioner/Businessowner	No	7	5,725	39,381	14.5%	No			
			Neugebauer	Joy L.	Retired Businesswoman	No	7	4,298	39,381	10.9%	No			
			Waugh-Borden	Ginger	Retired Claims Investigator	No	7	1,767	39,381	4.5%	No			
	MAYOR	Full	Rice	Margie L.	Mayor, City of Westminster	Yes	3	15,310	22,300	68.7%	Yes			
			Tran	Bruce Quang	Business Professional	No	3	4,951	22,300	22.2%	No			
			Krippner	Al P.	Midway City Sanitary District Director	No	3	2,039	22,300	9.1%	No			

TABLE 2.1 VOTE TOTALS FOR CITY OFFICE CANDIDATES BY COUNTY AND ELECTION DATE, 2010

COUNTY	DATE	CITY	OFFICE	DIS-TRICT/ SEAT	TERM OF OFFICE	CANDIDATE'S LAST NAME	CANDIDATE'S FIRST NAME	CANDIDATE'S BALLOT DESIGNATION	IN- CUM- BENT	NUMBER OF CAN- DIDATES	VOTES FOR CAN- DIDATE	TOTAL VOTES CAST ¹	PER- CENT OF VOTE	ELECT- ED
ORANGE (continued)	11/2/2010	Yorba Linda	CITY COUNCIL		Full	Anderson	John	Mayor/Deputy DA	Yes	6	11,631	44,109	26.4%	Yes
						Lindsey	Thomas H.	Business Owner	Yes	6	10,266	44,109	23.3%	Yes
						Horton	Jan	Councilwoman/Healthcare Professional	No	6	8,659	44,109	19.6%	No
						McCune	Brenda	Business Owner/Attorney	No	6	5,969	44,109	13.5%	No
						Wolfinger	Richard J.	Businessman/Consultant/Contractor	No	6	4,837	44,109	11.0%	No
						McCune	Timothy M.	Engineer/Service Manager	No	6	2,747	44,109	6.2%	No
PLACER	11/2/2010	Auburn	CITY COUNCIL		Full	Holmes	Mike	Auburn Council Member	Yes	6	3,231	13,713	23.6%	Yes
						Powers	Bridget	Auburn City Council Member	Yes	6	2,991	13,713	21.8%	Yes
						Hanley	Kevin	Auburn City Councilman	Yes	6	2,881	13,713	21.0%	Yes
						Snyder	Bob	Businessman	No	6	1,766	13,713	12.9%	No
						Sokol	Dan	Taxpayer Advocate	No	6	1,706	13,713	12.4%	No
						Labrie	Joseph G.	Auburn City Clerk	No	6	1,080	13,713	7.9%	No
		Lincoln	CITY COUNCIL		Full	Nader	Stan	Retired Farmer	No	6	7,796	28,832	27.0%	Yes
						Hydrick	Gabriel L.	Small Business Owner	No	6	5,793	28,832	20.1%	Yes
						Stackpoole	Lina L.	Incumbent	Yes	6	4,421	28,832	15.3%	No
						Pearl	Richard L.	Local Government Advisor	No	6	4,373	28,832	15.2%	No
						Greenberg	Jeffrey A.	Volunteer Events Coordinator	No	6	3,872	28,832	13.4%	No
						Barney	Reid W.	Facilities Manager	No	6	2,490	28,832	8.6%	No
		Loomis	CITY COUNCIL		Full	Calvert	Sandra	Small Business Owner	No	5	1,648	6,115	27.0%	Yes
						Scherer	Walt	Councilmember	Yes	5	1,191	6,115	19.5%	Yes
						Markey	Vic	No Ballot Designation	No	5	1,119	6,115	18.3%	No
						Ucovich	Miguel	Business Owner/Councilmember	Yes	5	1,122	6,115	18.3%	Yes
						Arisman	Jo-Carol "JC"	Retired Calendar Clerk	No	5	955	6,115	15.6%	No
		Rocklin	CITY COUNCIL		Full	Yuill	Scott	Business Owner/Councilmember	Yes	8	8,253	32,249	25.6%	Yes
						Ruslin	Diana	Rocklin Recreation Commissioner	No	8	6,671	32,249	20.7%	Yes
						Janda	Greg	Small Business Owner	No	8	6,091	32,249	18.9%	No
						Klang	Mark	Business Development Manager	No	8	3,861	32,249	12.0%	No
Lane	Gary A.					Business Owner/Teacher	No	8	2,163	32,249	6.7%	No		
Rose	Michael					Railroad Switchman	No	8	1,951	32,249	6.0%	No		
Murphy	Michael					Author/Small Businessman	No	8	1,872	32,249	5.8%	No		
Gahoonia	Aman Singh					Microelectronics Engineer	No	8	1,307	32,249	4.1%	No		

TABLE 2.1 VOTE TOTALS FOR CITY OFFICE CANDIDATES BY COUNTY AND ELECTION DATE, 2010

COUNTY	DATE	CITY	OFFICE	DISTRICT/ SEAT	TERM OF OFFICE	CANDIDATE'S LAST NAME	CANDIDATE'S FIRST NAME	CANDIDATE'S BALLOT DESIGNATION	IN- CUM BENT	NUMBER OF CAN- DIDATES	VOTES FOR CAN- DIDATE	TOTAL VOTES CAST ¹	PER- CENT OF VOTE	ELECT- ED
PLACER (continued)	11/2/2010	Roseville	CITY COUNCIL		Full	Rohan	Susan	Local Business Owner	No	6	20,019	59,548	33.6%	Yes
						Herman	Tim	Dentist/Business Owner	No	6	11,052	59,548	18.6%	Yes
						Cannon	Sam	Chief of Staff	No	6	8,671	59,548	14.6%	No
						Larson	David	Small Business Owner	No	6	8,243	59,548	13.8%	No
						Brown	David	Small Business Owner	No	6	7,204	59,548	12.1%	No
						Pople	Neil	Legal Clerk	No	6	4,189	59,548	7.0%	No
PLUMAS	11/2/2010	Portola	CITY COUNCIL		Full	Mark	Juliana	Business Owner	No	3	388	1,016	38.2%	Yes
						McBride	Curt	Incumbent	Yes	3	311	1,016	30.6%	Yes
						Larrieu	John	Incumbent	Yes	3	308	1,016	30.3%	No
RIVERSIDE	2/23/2010	Lake Elsinore	CITY COUNCIL ^R	1	Short	Manos	Steve	Business Owner	No	3	601	1,686	35.6%	Yes
						Flores	Jimmy	Planning Commission Chairman	No	3	578	1,686	34.3%	No
						Mendoza	Phillip L.	Planning Commissioner/Policeman	No	3	507	1,686	30.1%	No
	4/13/2010	Rancho Mirage	CITY COUNCIL		Full	Hobart	Dana	Council Member/Attorney	Yes	7	2,938	11,567	25.4%	Yes
						Meepos	Ron	Councilman/Retired CPA	Yes	7	2,747	11,567	23.7%	Yes
						Hines	Scott	Public Policy Consultant	No	7	1,795	11,567	15.5%	Yes
						Laufer	Ira	Planning Commissioner	No	7	1,784	11,567	15.4%	No
						Carpenter	Mark J.	Small Business Owner	No	7	1,278	11,567	11.0%	No
						Bramer	Bill	Retired Businessman	No	7	736	11,567	6.4%	No
Gregory	Kenneth C.	Attorney	No	7	289	11,567	2.5%	No						

^RTo be elected if recall measure passes.

TABLE 2.1 VOTE TOTALS FOR CITY OFFICE CANDIDATES BY COUNTY AND ELECTION DATE, 2010

COUNTY	DATE	CITY	OFFICE	DIS-TRICT/ SEAT	TERM OF OFFICE	CANDIDATE'S LAST NAME	CANDIDATE'S FIRST NAME	CANDIDATE'S BALLOT DESIGNATION	IN- CUM- BENT	NUMBER OF CAN- DIDATES	VOTES FOR CAN- DIDATE	TOTAL VOTES CAST ¹	PER- CENT OF VOTE	ELECT- ED						
RIVERSIDE (continued)	6/8/2010	Eastvale ^P	CITY COUNCIL		Full	Rush	Adam	Businessman/Community Planner	No	18	1,843	16,655	11.1%	Yes						
						Howell	Kelly	Special Education Teacher	No	18	1,615	16,655	9.7%	Yes						
						Welch	Ric	Public Services Director	No	18	1,602	16,655	9.6%	Yes						
						Degrandpre	Jeff	Local Businessman	No	18	1,457	16,655	8.7%	Yes						
						Bootsma	Ike C.	Retired Businessman	No	18	1,434	16,655	8.6%	Yes						
						Fisher	William "Bill"	Teacher	No	18	1,172	16,655	7.0%	No						
						Leal	John	Local Businessman	No	18	1,165	16,655	7.0%	No						
						Long	Irene	Retired Business Executive	No	18	1,141	16,655	6.9%	No						
						Unaka	Oliver T.	Public Affairs Executive	No	18	1,063	16,655	6.4%	No						
						De Soto	Nancy J.	Educator/Tutor	No	18	1,012	16,655	6.1%	No						
						Washington	Benjamin Franklin	Businessman/Pilot	No	18	677	16,655	4.1%	No						
						Hodges	Gil	Retired Educator/Pilot	No	18	574	16,655	3.4%	No						
						Valdez	Marie Antoinette	Paralegal	No	18	408	16,655	2.4%	No						
						Wilson	Tom	Event Producer	No	18	383	16,655	2.3%	No						
						Brito	Jerome	Financial Representative	No	18	357	16,655	2.1%	No						
						Razo	Jorge	Mentor Program Director	No	18	355	16,655	2.1%	No						
						Dorado-Kirscht	Korben	Realtor/Business Owner	No	18	226	16,655	1.4%	No						
						Riley	Christopher	No Ballot Designation	No	18	171	16,655	1.0%	No						
							11/2/2010	Banning	CITY COUNCIL		Full	Franklin	Deborah "Debbie"	Incumbent	Yes	7	3,506	13,899	25.2%	Yes
												Botts	Bob	Councilman/Retired Businessman	Yes	7	2,569	13,899	18.5%	Yes
Miller	Edward	Retired Engineer	No	7	2,448							13,899	17.6%	No						
Taylor	Lyndon E.	Planner	Yes	7	2,248							13,899	16.2%	No						
McCallum	Chris	Business Owner	No	7	1,423							13,899	10.2%	No						
Bray	Perry "Rocky"	Contractor	No	7	965							13,899	6.9%	No						
Edinburgh	Victor G.	Education Administrator/Teacher	No	7	740							13,899	5.3%	No						
Beaumont	CITY CLERK	Full	Thompson	Karen	Incumbent							Yes	1	6,280	6,280	100.0%	Yes			
	CITY COUNCIL	Full	De Forge	Brian E.	Incumbent							Yes	7	3,728	17,575	21.2%	Yes			
			Berg	Roger	Incumbent							Yes	7	2,763	17,575	15.7%	Yes			
			Castaldo	David	Local Business Owner	No	7	2,561	17,575	14.6%	Yes									
			St. Martin	Paul G.	Incumbent, Appointed	No	7	2,557	17,575	14.5%	No									
			Knight	Brenda	Planning Commissioner	No	7	2,486	17,575	14.1%	No									
			Dominguez	Victor S.	Businessman/Radio Host	No	7	1,779	17,575	10.1%	No									
			Bennecke	Richard J.	Planning Commissioner	No	7	1,701	17,575	9.7%	No									

^PProposed City

TABLE 2.1 VOTE TOTALS FOR CITY OFFICE CANDIDATES BY COUNTY AND ELECTION DATE, 2010

COUNTY	DATE	CITY	OFFICE	DIS-TRICT/ SEAT	TERM OF OFFICE	CANDIDATE'S LAST NAME	CANDIDATE'S FIRST NAME	CANDIDATE'S BALLOT DESIGNATION	IN- CUM- BENT	NUMBER OF CAN- DIDATES	VOTES FOR CAN- DIDATE	TOTAL VOTES CAST¹	PER- CENT OF VOTE	ELECT- ED
RIVERSIDE (continued)	11/2/2010	Beaumont	CITY TREASURER		Full	Deming	Robert	Incumbent	Yes	2	3,456	6,713	51.5%	Yes
						Thompson	Mike	Construction Superintendent	No	2	3,257	6,713	48.5%	No
Cathedral City	11/2/2010	Calimesa	CITY COUNCIL		Full	Hyatt	James "Jim"	Retired Businessman	Yes	4	1,560	4,063	38.4%	Yes
						Hewitt	Jeff	Planning Commissioner	No	4	1,007	4,063	24.8%	Yes
						Keith	John	Retired	No	4	882	4,063	21.7%	No
						Guerrero	Arthur Bravo	Educator	No	4	614	4,063	15.1%	No
		Canyon Lake	CITY COUNCIL		Full	Craton	Mary E.	Incumbent	Yes	4	1,792	6,084	29.5%	Yes
						Bonner	Randall "Randy"	Retired	No	4	1,706	6,084	28.0%	Yes
						Beck	Richard B.	Attorney/Farmer	No	4	1,536	6,084	25.2%	No
						Zaitz	John	Retired	No	4	1,050	6,084	17.3%	No
		Cathedral City	CITY CLERK		Full	Hammers	Pat	Incumbent	Yes	2	4,853	8,161	59.5%	Yes
						Figgins	Gary	Substitute Teacher	No	2	3,308	8,161	40.5%	No
			CITY COUNCIL		Full	Toles	Sam	Business Executive	No	4	3,909	13,466	29.0%	Yes
						Vasquez	Charles "Chuck"	Incumbent	Yes	4	3,533	13,466	26.2%	Yes
Marchand	Paul S.					Attorney/City Councilmember	Yes	4	3,168	13,466	23.5%	No		
Mueller	Jens					Business Owner	No	4	2,856	13,466	21.2%	No		
CITY TREASURER			Full	Chan	Henry K.C.	Treasurer/CPA	Yes	1	7,325	7,325	100.0%	Yes		
MAYOR			Full	De Rosa	Kathleen	Mayor/Businesswoman	Yes	4	3,883	9,299	41.8%	Yes		
		Carnevale		Mark Nicolino	Businessman	No	4	3,401	9,299	36.6%	No			
		Middleton		Kari	Financial Advisor	No	4	1,254	9,299	13.5%	No			
		Ahmed		Tahseen "Tee"	Small Business Person	No	4	761	9,299	8.2%	No			
Coachella	CITY COUNCIL		Full	Hernandez	Steven	Councilmember	Yes	4	1,689	4,931	34.3%	Yes		
				Aviles	Arturo	Location Manager	No	4	1,201	4,931	24.4%	Yes		
				Villareal	Jesse	Incumbent	Yes	4	1,076	4,931	21.8%	No		
				Rodriguez	Guadalupe "Lupe"	Retired Home Builder	No	4	965	4,931	19.6%	No		
	MAYOR		Full	Garcia	Eduardo	Mayor	Yes	2	2,414	3,480	69.4%	Yes		
				Ramirez, Jr.	Gilbert	Councilman/Businessman/Coach	No	2	1,066	3,480	30.6%	No		
	Corona	CITY COUNCIL		Full	Spiegel	Karen	Mayor/Business Owner	Yes	4	18,681	59,416	31.4%	Yes	
					Skipworth	Stan	Police Chief/Councilmember	Yes	4	15,874	59,416	26.7%	Yes	
Montanez					Eugene	Business Owner/Councilmember	Yes	4	14,899	59,416	25.1%	Yes		
Fox					Jason	Community Volunteer	No	4	9,962	59,416	16.8%	No		

TABLE 2.1 VOTE TOTALS FOR CITY OFFICE CANDIDATES BY COUNTY AND ELECTION DATE, 2010

COUNTY	DATE	CITY	OFFICE	DIS-TRICT/ SEAT	TERM OF OFFICE	CANDIDATE'S LAST NAME	CANDIDATE'S FIRST NAME	CANDIDATE'S BALLOT DESIGNATION	IN- CUM- BENT	NUMBER OF CAN- DIDATES	VOTES FOR CAN- DIDATE	TOTAL VOTES CAST ¹	PER- CENT OF VOTE	ELECT- ED					
RIVERSIDE (continued)	11/2/2010	Hemet	CITY COUNCIL		Full	Krupa	Linda D.	Small Business Owner	No	10	5,104	30,390	16.8%	Yes					
						Smith	Larry	Businessman/Planning Commissioner	No	10	4,965	30,390	16.3%	Yes					
						Thibodeaux	Joyce	Independent Business Owner	No	10	4,793	30,390	15.8%	No					
						Galleta	Melissa	Salesperson	No	10	2,765	30,390	9.1%	No					
						Tavener	Diana	Retired Business Woman	No	10	2,623	30,390	8.6%	No					
						Claverie	Jim	Business Consultant/Trainer	No	10	2,426	30,390	8.0%	No					
						Ayala	Alfred M.	Banker/Airman	No	10	2,133	30,390	7.0%	No					
						Lowe	Robin Reeser	Retired Marketing Manager	Yes	10	2,101	30,390	6.9%	No					
						Peters	David	Teacher	No	10	2,093	30,390	6.9%	No					
						Flores	Richard	Home Care Provider	No	10	1,387	30,390	4.6%	No					
Indian Wells			CITY COUNCIL		Full	Roche	Mary T.	Retired Mayor/Councilmember	No	3	1,303	3,673	35.5%	Yes					
						Mullany	Patrick	Incumbent	Yes	3	1,188	3,673	32.3%	Yes					
						Mertens	Ted	Retired Police Chief	No	3	1,182	3,673	32.2%	No					
Indio			CITY COUNCIL		Full	Holmes	Elaine	Indio Businesswoman	No	6	6,713	29,273	22.9%	Yes					
						Wilson	Michael H.	Retired Firefighter/Accountant	No	6	5,275	29,273	18.0%	Yes					
						Torres	Ascencion "Sam"	Plumber	No	6	4,452	29,273	15.2%	Yes					
						Godfrey	Ben	Member of the Indio City Council	Yes	6	4,431	29,273	15.1%	No					
						Fesmire	Melanie	Businesswoman/Councilperson	Yes	6	4,238	29,273	14.5%	No					
						Gilbert	Gene	Incumbent	Yes	6	4,164	29,273	14.2%	No					
La Quinta			CITY COUNCIL		Full	Evans	Linda	Appointed Incumbent	No	6	5,983	17,678	33.8%	Yes					
						Henderson	Terry B.	Incumbent	Yes	6	4,117	17,678	23.3%	Yes					
						Campbell	Tom	Business Owner	No	6	2,907	17,678	16.4%	No					
						Maldonado	Joe A.	Executive/Business Owner	No	6	2,671	17,678	15.1%	No					
						Frankson	Eric	Educator/Musician/Environmentalist	No	6	1,603	17,678	9.1%	No					
						Lubas	Dennis	Retired	No	6	397	17,678	2.2%	No					
			MAYOR							Full	Adolph	Don	Mayor	Yes	3	5,669	11,021	51.4%	Yes
											Pena	John J.	Business Owner	No	3	3,414	11,021	31.0%	No
											Sylk	Robert	Businessman/CEO	No	3	1,938	11,021	17.6%	No
			Lake Elsinore					CITY COUNCIL		Full	Tisdale	Brian	Emergency Planning Director	No	6	2,555	12,407	20.6%	Yes
Hickman	Daryl	Councilman/Substitute Teacher/Retired		Yes	6						2,285	12,407	18.4%	Yes					
Buckley	Thomas	Councilmember/Business Owner		Yes	6						2,268	12,407	18.3%	No					
Manos	Steve	Businessman		No	6						2,235	12,407	18.0%	No					
Smith	Joyce E.	Business Owner		No	6						2,230	12,407	18.0%	No					
Masterson	Patrick	Mechanic/Student		No	6						834	12,407	6.7%	No					

TABLE 2.1 VOTE TOTALS FOR CITY OFFICE CANDIDATES BY COUNTY AND ELECTION DATE, 2010

COUNTY	DATE	CITY	OFFICE	DIS-TRICT/ SEAT	TERM OF OFFICE	CANDIDATE'S LAST NAME	CANDIDATE'S FIRST NAME	CANDIDATE'S BALLOT DESIGNATION	IN- CUM- BENT	NUMBER OF CAN- DIDATES	VOTES FOR CAN- DIDATE	TOTAL VOTES CAST ¹	PER- CENT OF VOTE	ELECT- ED	
RIVERSIDE (continued)	11/2/2010	Menifee	CITY COUNCIL	2	Full	Fuhrman	Thomas	Rancher/Businessman	No	2	1,642	2,686	61.1%	Yes	
						Mann	Scott A.	Councilman	Yes	2	1,044	2,686	38.9%	No	
				4	Full	Denver	John	Business Owner/Councilman	Yes	3	2,077	4,351	47.7%	Yes	
			Sullivan			Carol "Red"	Business Professional	No	3	1,163	4,351	26.7%	No		
			Pica			Anne E.	Retired Business Owner	No	3	1,111	4,351	25.5%	No		
		Moreno Valley	CITY COUNCIL	2	Full	Stewart	Richard A.	Councilman/Attorney	Yes	4	2,846	6,486	43.9%	Yes	
							Ramirez	Jose Hector	Labor Relations Representative	No	4	1,486	6,486	22.9%	No
							Horn	Alvin C.	Retired Operations Manager	No	4	1,236	6,486	19.1%	No
							Amino	Marcia	Social Worker	No	4	918	6,486	14.2%	No
				4	Full	Co	Marcelo	Business Owner	No	3	1,583	4,320	36.6%	Yes	
			Cross			Gwendolyn	Businesswoman	No	3	1,534	4,320	35.5%	No		
			Flickinger			Bonnie	City Councilmember/Mayor	Yes	3	1,203	4,320	27.8%	No		
		Murrieta	CITY COUNCIL	Full		Long	Alan	Fire Captain/Paramedic	No	8	13,199	57,015	23.2%	Yes	
							Gibbs	Rick	Councilmember/Businessman	Yes	8	10,637	57,015	18.7%	Yes
							Bennett	Kelly A.	Mayor/Councilwoman/Attorney	Yes	8	10,375	57,015	18.2%	Yes
							Thomasian	Gary	Business Owner/Councilman	Yes	8	7,231	57,015	12.7%	No
							Gibbs	Douglas V.	Truck Driver/Columnist	No	8	4,876	57,015	8.6%	No
							Vombaur	Susan A.	Registered Civil Engineer	No	8	4,186	57,015	7.3%	No
							Rychener	Emilia	Non-Profit Consultant	No	8	3,902	57,015	6.8%	No
							Landriscina	David F.	Power Plant Operator	No	8	2,609	57,015	4.6%	No
		Palm Desert	CITY COUNCIL	Full		Harnik	Jan C.	Businesswoman	No	6	6,267	25,303	24.8%	Yes	
							Benson	Jean M.	Incumbent	Yes	6	5,115	25,303	20.2%	Yes
							Ferguson	Jim	Incumbent	Yes	6	4,472	25,303	17.7%	No
							Gilligan	Sheila	Retired City Administrator	No	6	4,457	25,303	17.6%	No
							Weber	Susan Marie	Accountant/Businesswoman	No	6	3,222	25,303	12.7%	No
							McIntosh	James	Architect/Business Owner	No	6	1,770	25,303	7.0%	No
		Perris	CITY CLERK	Full		Haughney	Judy L.	Incumbent	Yes	3	2,239	6,344	35.3%	Yes	
							Vargas	Julia "Julie"	Community Organizer	No	3	2,222	6,344	35.0%	No
							Jimenez	Nancy	Operations Coordinator	No	3	1,883	6,344	29.7%	No
			CITY COUNCIL	Full		Landers	Al	Incumbent	Yes	5	2,751	9,712	28.3%	Yes	
						Yarbrough	Raul Mark	Incumbent	Yes	5	2,659	9,712	27.4%	Yes	
						Arras	Ruben R.	No Ballot Designation	No	5	1,888	9,712	19.4%	No	
						Finney	James H.	Teamster/Truck Driver	No	5	1,866	9,712	19.2%	No	
						Sartain	Wes	No Ballot Designation	No	5	548	9,712	5.6%	No	

TABLE 2.1 VOTE TOTALS FOR CITY OFFICE CANDIDATES BY COUNTY AND ELECTION DATE, 2010

COUNTY	DATE	CITY	OFFICE	DIS-TRICT/ SEAT	TERM OF OFFICE	CANDIDATE'S LAST NAME	CANDIDATE'S FIRST NAME	CANDIDATE'S BALLOT DESIGNATION	IN- CUM- BENT	NUMBER OF CAN- DIDATES	VOTES FOR CAN- DIDATE	TOTAL VOTES CAST ¹	PER- CENT OF VOTE	ELECT- ED		
RIVERSIDE (continued)	11/2/2010	San Jacinto	CITY COUNCIL		Full	Miller	Scott	Information Systems Administrator	No	12	1,465	11,369	12.9%	Yes		
						Ledezma	Alonso	Businessman	No	12	1,398	11,369	12.3%	Yes		
						Simon	Bernard	CPA/City Treasurer	No	12	1,299	11,369	11.4%	No		
						Ingle	Wes	Banker	No	12	1,105	11,369	9.7%	No		
						Myers-Durban	Sharon	Registered Nurse/Teacher	No	12	1,096	11,369	9.6%	No		
						Putnam	Pete Patrick	English Teacher	No	12	855	11,369	7.5%	No		
						Ivey	James A.	City Planning Commissioner	No	12	795	11,369	7.0%	No		
						Cumstay	Ronald A.	Businessman	No	12	748	11,369	6.6%	No		
						Utz	Russ	Business Owner	No	12	751	11,369	6.6%	No		
						Pratt	Loren	Trucking Business Owner	No	12	713	11,369	6.3%	No		
			Smida	Richard F.	Retired Financial Planner	No	12	708	11,369	6.2%	No					
			Harelson	Daniel	Retired EMT/Realtor	No	12	436	11,369	3.8%	No					
			CITY COUNCIL ^R	1	Full	Kotyuk	Andrew F.	Businessman	No	2	4,022	6,180	65.1%	Yes		
						Pangrazzi	James D.	Retired Professional Driver	No	2	2,158	6,180	34.9%	No		
				2	Full	Bartel	Mark	Dairyman	No	2	3,763	6,242	60.3%	Yes		
						Allen	Michael Fred	Teacher	No	2	2,479	6,242	39.7%	No		
					Temecula	CITY COUNCIL	Full	Edwards	Maryann	Council Member	Yes	5	12,936	52,194	24.8%	Yes
					Roberts			Ron	Mayor Pro Tem	Yes	5	12,339	52,194	23.6%	Yes	
					Comerchero			Jeff	Mayor	Yes	5	12,135	52,194	23.2%	Yes	
					Lynes			Patrice	Retired Registered Nurse	No	5	7,641	52,194	14.6%	No	
		Runkle	Paul	Commercial RE Broker	No			5	7,143	52,194	13.7%	No				
		Wildomar	CITY COUNCIL	Full	Benoit	Ben J.	Local Independent Businessman	No	6	3,495	16,212	21.6%	Yes			
		Walker			Timothy W.	Small Business Owner	No	6	3,029	16,212	18.7%	Yes				
		Swanson			Marsha	Incumbent	Yes	6	2,889	16,212	17.8%	Yes				
		Ade			Sheryl	Wildomar City Councilmember	Yes	6	2,447	16,212	15.1%	No				
		Lloyd			Kristan	Community Volunteer	No	6	2,306	16,212	14.2%	No				
		Bridges			Martha L.	Retired Businesswoman	No	6	2,046	16,212	12.6%	No				
SACRAMENTO	6/8/2010	Sacramento	CITY COUNCIL	1	Full	Ashby	Angelique	Small Business Owner	Yes	3	6,753	13,244	51.0%	Yes		
						Tretheway	Ray	Sacramento City Councilmember	No	3	5,512	13,244	41.6%	No		
						Gutierrez	Efren M.	Real Estate Broker	No	3	954	13,244	7.2%	No		
			CITY COUNCIL	3	Full	Cohn	Steve	Councilmember/Municipal Attorney	Yes	4	6,648	12,538	53.0%	Yes		
					Little	Chris	Independent Business Owner	No	4	4,815	12,538	38.4%	No			
					Eldredge	Shawn D.	No Ballot Designation	No	4	715	12,538	5.7%	No			
					Rainforth	Jeff	Competitor Analyst	No	4	332	12,538	2.6%	No			

^RTo be elected if recall measure passes.

TABLE 2.1 VOTE TOTALS FOR CITY OFFICE CANDIDATES BY COUNTY AND ELECTION DATE, 2010

COUNTY	DATE	CITY	OFFICE	DIS-TRICT/ SEAT	TERM OF OFFICE	CANDIDATE'S LAST NAME	CANDIDATE'S FIRST NAME	CANDIDATE'S BALLOT DESIGNATION	IN- CUM- BENT	NUMBER OF CAN- DIDATES	VOTES FOR CAN- DIDATE	TOTAL VOTES CAST ¹	PER- CENT OF VOTE	ELECT- ED		
SACRAMENTO (continued)	6/8/2010	Sacramento	CITY COUNCIL	5	Full	Schenirer	Jay	Education Policy Advisor	Yes	5	3,294	6,981	47.2%	Runoff		
						Kennedy	Patrick	School Board Member	No	5	2,330	6,981	33.4%	Runoff		
						Harry	Henry	Deputy Sheriff	No	5	489	6,981	7.0%	No		
						Johnson	Terrence	Business Association Manager	No	5	424	6,981	6.1%	No		
						Hilbert	Leticia	Customer Service/Cashier	No	5	419	6,981	6.0%	No		
				7	Full	Chin	Ryan	University Communications Director	No	4	4,069	10,862	37.5%	Runoff		
						Fong	Darrel R.	Retired Police Captain	Yes	4	3,543	10,862	32.6%	Runoff		
						Waters	Robbie	Small Businessman/Councilmember	No	4	2,965	10,862	27.3%	No		
						Hobart	Diedre	Student	No	4	278	10,862	2.6%	No		
				11/2/2010	Arden Arcade ^P	CITY COUNCIL	Full	Ose	Mary	Businesswoman	No	22	6,789	69,587	9.8%	Yes
								Hernandez	Anthony A.	Arden-Arcade Planning Commissioner	No	22	5,331	69,587	7.7%	Yes
								Harding	Warren	Parks Director	No	22	4,850	69,587	7.0%	Yes
								Cole	Patricia	Conservation Program Developer	No	22	4,758	69,587	6.8%	Yes
								Gray	Matt	Small Business Owner	No	22	4,614	69,587	6.6%	Yes
								Archer	Joel E.	Arden Arcade Incorporation Chair	No	22	4,379	69,587	6.3%	Yes
Boatwright	Jay	Businessman/Project Manager	No					22	4,101	69,587	5.9%	Yes				
Powers	Matt	Public Safety Instructor	No					22	3,698	69,587	5.3%	No				
Burton	Carl	Taxpayer Analyst	No					22	3,216	69,587	4.6%	No				
Marcello	Ralph A.	Certified Public Accountant	No					22	3,199	69,587	4.6%	No				
Matteoli	Robert J. "Bob"	Retired Engineer	No					22	2,863	69,587	4.1%	No				
Stevens	Bob	Regional Communications Coordinator	No					22	2,775	69,587	4.0%	No				
Rice	Liz	Fitness Instructor	No					22	2,312	69,587	3.3%	No				
Gauff	Nathan	Engineer	No					22	2,173	69,587	3.1%	No				
Salter	Robyn	Clinical Psychologist	No					22	2,133	69,587	3.1%	No				
Arba	Ryan	Health Analyst/Businessman	No					22	2,093	69,587	3.0%	No				
Smith	Chris Napoleon	University Financial Director	No					22	2,084	69,587	3.0%	No				
Klass	Gerald J.	Computer Security Consultant	No					22	2,026	69,587	2.9%	No				
Pegos	David A.	Agricultural Department Representative	No					22	2,047	69,587	2.9%	No				
Howard	Kathie	Retired Consultant	No					22	1,785	69,587	2.6%	No				
Wright	Will	Census Office Manager	No	22	1,229	69,587	1.8%	No								
Best	Greig L.	No Ballot Designation	No	22	596	69,587	0.9%	No								

^PProposed City

TABLE 2.1 VOTE TOTALS FOR CITY OFFICE CANDIDATES BY COUNTY AND ELECTION DATE, 2010

COUNTY	DATE	CITY	OFFICE	DIS- TRICT/ SEAT	TERM OF OFFICE	CANDIDATE'S LAST NAME	CANDIDATE'S FIRST NAME	CANDIDATE'S BALLOT DESIGNATION	IN- CUM- BENT	NUMBER OF CAN- DIDATES	VOTES FOR CAN- DIDATE	TOTAL VOTES CAST ¹	PER- CENT OF VOTE	ELECT- ED		
SACRAMENTO (continued)	11/2/2010	Citrus Heights	CITY COUNCIL		Full	Bruins	Jeannie	Incumbent	Yes	9	11,924	53,222	22.4%	Yes		
						Turner	Mel	Retired Law Enforcement	Yes	9	11,107	53,222	20.9%	Yes		
						Miller	Steve "Sparky"	Incumbent	Yes	9	9,908	53,222	18.6%	Yes		
						Daniels	Bret	Public Safety Director	No	9	7,920	53,222	14.9%	No		
						Monteton	Jim	Business Owner	No	9	5,759	53,222	10.8%	No		
						Stone	Charles J.	Attorney	No	9	2,428	53,222	4.6%	No		
						Frelick	Dennis	Retail Manager	No	9	2,233	53,222	4.2%	No		
						Kidder	Kevin	No Ballot Designation	No	9	1,165	53,222	2.2%	No		
						Carter	Terran Blue	No Ballot Designation	No	9	700	53,222	1.3%	No		
		Elk Grove	CITY COUNCIL	2	Full	Hume	Patrick A.	Businessman/Councilmember	Yes	3	17,304	38,763	44.6%	Yes		
						Murphey	George	Planning Commissioner, City of Elk Grove	No	3	13,402	38,763	34.6%	No		
						Ononiwu	Davies	Information Security Consultant	No	3	7,942	38,763	20.5%	No		
						4	Full	Davis	Gary	Elk Grove City Council Member	Yes	3	22,380	38,837	57.6%	Yes
								Johnson	Jimmie	Local Businessman	No	3	12,186	38,837	31.4%	No
								White	James	Restaurant General Manager	No	3	4,182	38,837	10.8%	No
		Folsom	CITY COUNCIL	Full	Miklos	Steve	Incumbent	Yes	7	11,627	52,305	22.2%	Yes			
					Morin	Andy	Incumbent	Yes	7	10,501	52,305	20.1%	Yes			
					Howell	Kerri M.	Incumbent	Yes	7	10,139	52,305	19.4%	Yes			
					Kozlowski	Mike	Architect	No	7	8,238	52,305	15.7%	No			
					Munoz	Alexander	Businessman/Father	No	7	4,350	52,305	8.3%	No			
					Woodward	Lindsey	Father	No	7	4,194	52,305	8.0%	No			
					Badiga	Jaya	Attorney	No	7	3,216	52,305	6.1%	No			
		Galt	CITY COUNCIL	Full	Crews	Mark E.	Retired Police Officer	Yes	10	1,699	12,578	13.5%	Yes			
					Singleton	Mike	Business Owner/EMT	Yes	10	1,701	12,578	13.5%	Yes			
					Powers	Marylou	Appointed Incumbent	Yes	10	1,670	12,578	13.3%	Yes			
					Anderson	Ted	Retired City Manager	No	10	1,531	12,578	12.2%	No			
					Malson	Tom	Engineer	No	10	1,367	12,578	10.9%	No			
Davenport	Gene				Longshoreman	No	10	1,336	12,578	10.6%	No					
Bitondo	Joe				Police Officer	No	10	1,305	12,578	10.4%	No					
Mulhern	Denise				State Accounting Officer	No	10	781	12,578	6.2%	No					
McCune	Mike E.				State Employee	No	10	628	12,578	5.0%	No					
La Rue	Ryan				No Ballot Designation	No	10	552	12,578	4.4%	No					

TABLE 2.1 VOTE TOTALS FOR CITY OFFICE CANDIDATES BY COUNTY AND ELECTION DATE, 2010

COUNTY	DATE	CITY	OFFICE	DIS-TRICT/ SEAT	TERM OF OFFICE	CANDIDATE'S LAST NAME	CANDIDATE'S FIRST NAME	CANDIDATE'S BALLOT DESIGNATION	IN- CUM- BENT	NUMBER OF CAN- DIDATES	VOTES FOR CAN- DIDATE	TOTAL VOTES CAST ¹	PER- CENT OF VOTE	ELECT- ED
SACRAMENTO (continued)	11/2/2010	Rancho Cordova	CITY COUNCIL		Full	Budge	Linda	Planner/City Councilmember	Yes	4	7,763	22,424	34.6%	Yes
						Skoglund	Dan	Councilmember/Businessman	Yes	4	6,033	22,424	26.9%	Yes
						Hart	Wayne	Program Manager	No	4	4,395	22,424	19.6%	No
						Tassinari	Paul	Parent	No	4	4,182	22,424	18.6%	No
		Sacramento	CITY COUNCIL	5	Full	Schenirer	Jay	Education Policy Advisor	Yes	2	5,878	11,005	53.4%	Yes
						Kennedy	Patrick	School Board Member	No	2	5,096	11,005	46.3%	No
						Fong	Darell R.	Retired Police Captain	Yes	2	8,092	15,427	52.5%	Yes
						Chin	Ryan	University Communications Director	No	2	7,309	15,427	47.4%	No
SAN BENITO	11/2/2010	Hollister	CITY COUNCIL	2	Full	Scattini	Robert D.	San Benito County Marshal	No	3	406	1,123	36.2%	Yes
						Montanez	Sergio	Accountant/Father/Husband	No	3	392	1,123	34.9%	No
						Guzman	Estevan	Electrician	No	3	318	1,123	28.3%	No
						Valdivia	Pauline	City Council Member	No	2	999	1,443	69.2%	Yes
						McPhail	Scott	Record Label Executive	No	2	435	1,443	30.1%	No
						San Juan Bautista	CITY COUNCIL	Full	Boch	Tony	Retired Businessman	No	4	371
		Cosio	Jolene	Retired Agriculture Researcher	No				4	363	1,209	30.0%	Yes	
		SAN BERNARDINO	6/8/2010	Loma Linda	CITY COUNCIL	Full	Dailey	Ron	Dental School Administrator	No	5	1,500	4,942	30.4%
Dupper	Phill						Sheriff's Sergeant	No	5	1,353	4,942	27.4%	Yes	
Ziprick	Robert						Incumbent	Yes	5	919	4,942	18.6%	No	
Christman	Robert H.						Financial Advisor/Businessman	No	5	822	4,942	16.6%	No	
Miller	Verne						Senior Accounting Executive	No	5	348	4,942	7.0%	No	
11/2/2010	Adelanto						CITY COUNCIL	Full	Baisden	Steve	Warehouse Manager	Yes	4	1,462
			Valvo	Charles S.	Retired Aerospace Coordinator	No			4	1,138	4,151	27.4%	Yes	
			Perez	Trinidad	Incumbent	Yes			4	939	4,151	22.6%	No	
			Piehe	Gene M.	Appointed Incumbent	No			4	612	4,151	14.7%	No	
	MAYOR		Full	Thomas	Cari	Councilwoman	No	3	1,141	2,890	39.5%	Yes		
				Gasper	Charley B.	Mayor	Yes	3	981	2,890	33.9%	No		
				Beard	Ronald L.	No Ballot Designation	No	3	768	2,890	26.6%	No		
				Barstow	CITY COUNCIL	Full	Hackbarth-McIntyre	Julie	Small Businesswoman	Yes	3	2,550	6,148	41.5%
Silva	Tim		Mortgage Broker				Yes	3	1,962	6,148	31.9%	Yes		
Hernandez	Carmen	Planning Commissioner	No				3	1,636	6,148	26.6%	No			

TABLE 2.1 VOTE TOTALS FOR CITY OFFICE CANDIDATES BY COUNTY AND ELECTION DATE, 2010

COUNTY	DATE	CITY	OFFICE	DIS-TRICT/ SEAT	TERM OF OFFICE	CANDIDATE'S LAST NAME	CANDIDATE'S FIRST NAME	CANDIDATE'S BALLOT DESIGNATION	IN- CUM- BENT	NUMBER OF CAN- DIDATES	VOTES FOR CAN- DIDATE	TOTAL VOTES CAST ¹	PER- CENT OF VOTE	ELECT- ED	
SAN BERNARDINO (continued)	11/2/2010	Big Bear Lake	CITY COUNCIL		Full	Obernohte	Jay	Business Owner	No	6	1,288	4,853	26.5%	Yes	
						Caretto	David	Retired Public Administrator	No	6	984	4,853	20.3%	Yes	
						Herrick	Rick	Councilman/Business Owner	Yes	6	983	4,853	20.3%	Yes	
						Mulvihill	Carol	Banker	No	6	796	4,853	16.4%	No	
						Wiley	Barbara S.	Retired Businesswoman	No	6	546	4,853	11.3%	No	
						Greco	Peter	Film Maker	No	6	256	4,853	5.3%	No	
		Chino	CITY COUNCIL		Full	Ulloa	Eunice	General Manager/Councilmember	Yes	5	8,071	24,136	33.4%	Yes	
						Elrod	Earl C.	Chino City Councilmember	Yes	5	4,916	24,136	20.4%	Yes	
						McGroarty	Lee	CEO/Business Owner	No	5	4,636	24,136	19.2%	No	
						McArdle	Pat	Community Volunteer	No	5	4,364	24,136	18.1%	No	
						True	Ken	Code Enforcement Officer	No	5	2,149	24,136	8.9%	No	
		Chino Hills	CITY COUNCIL		Full	Graham	Ed	Chino Hills City Council Member	Yes	8	11,205	47,843	23.4%	Yes	
						Kruger	Bill	Chino Hills City Council Member	Yes	8	10,485	47,843	21.9%	Yes	
						Rogers	Peter	Member of Chino Hills City Council	Yes	8	9,735	47,843	20.3%	Yes	
						Calles	Elizabeth	Fraud Investigator	No	8	4,574	47,843	9.6%	No	
						Nava	Roman G.	Small Business Liaison	No	8	3,812	47,843	8.0%	No	
						Gebhard, Sr.	Don	Realtor/Business Owner	No	8	3,074	47,843	6.4%	No	
						Matta	Al	Retired Educator/Coach	No	8	2,644	47,843	5.5%	No	
						Alfonso	Lou	Retired Sales Executive	No	8	2,314	47,843	4.8%	No	
		Colton	CITY COUNCIL		1	Full	Toro	David J.	Council Member	Yes	2	893	1,247	71.6%	Yes
							Jaramillo	Kathy	Manager	No	2	354	1,247	28.4%	No
					2	Full	Gonzales	Frank A.	Retired Businessman	No	2	810	1,557	52.0%	Yes
							Morales	Tony	Manager	No	2	747	1,557	48.0%	No
					4	Full	Oliva	Susan	Council Member, City of Colton	Yes	2	618	1,203	51.4%	Yes
							Ramos Reyes	Rosanne	Preoperative Clinic Assistant	No	2	585	1,203	48.6%	No
					MAYOR	Full	Zamora	David R.	School Board Member	No	2	4,896	8,185	59.8%	Yes
		Chastain	Kelly J.	Mayor, City of Colton			Yes	2	3,289	8,185	40.2%	No			
		Fontana	CITY CLERK		Full	Lewis	Tonia "Toni"	Incumbent	Yes	2	19,478	26,464	73.6%	Yes	
Dykes	Lydna F. Marie					Security Person	No	2	6,986	26,464	26.4%	No			

TABLE 2.1 VOTE TOTALS FOR CITY OFFICE CANDIDATES BY COUNTY AND ELECTION DATE, 2010

COUNTY	DATE	CITY	OFFICE	DIS-TRICT/ SEAT	TERM OF OFFICE	CANDIDATE'S LAST NAME	CANDIDATE'S FIRST NAME	CANDIDATE'S BALLOT DESIGNATION	IN- CUM- BENT	NUMBER OF CAN- DIDATES	VOTES FOR CAN- DIDATE	TOTAL VOTES CAST ¹	PER- CENT OF VOTE	ELECT- ED	
SAN BERNARDINO (continued)	11/2/2010	Fontana	CITY COUNCIL		Full	Roberts	John B.	Fontana City Councilmember	Yes	8	12,176	44,397	27.4%	Yes	
						Tahan	Michael	Businessman/School Boardmember	No	8	11,536	44,397	26.0%	Yes	
						Espinoza	Miguel Mike	Retired Business Owner	No	8	4,383	44,397	9.9%	No	
						Wibert	Lydia Salazar	Child Welfare Liaison	No	8	4,335	44,397	9.8%	No	
						Bravo	Carlos	Construction Equipment Manager	No	8	4,240	44,397	9.6%	No	
						Winkler	Stephen	Teacher	No	8	3,470	44,397	7.8%	No	
						Wetzel	Tammie	Businesswoman	No	8	2,507	44,397	5.6%	No	
						Capps	Tressy	Business Owner	No	8	1,750	44,397	3.9%	No	
			CITY TREASURER	Full	Koehler-Brooks	Janet	Fontana City Treasurer	Yes	2	21,777	26,644	81.7%	Yes		
					Crandell	Kyle	Census Partnership Specialist	No	2	4,867	26,644	18.3%	No		
			MAYOR	Full	Warren	Acquanetta	City Councilwoman	No	6	15,507	28,402	54.6%	Yes		
					Chavarria	Bobbi Jo	Community Volunteer	No	6	3,988	28,402	14.0%	No		
					McCarter	Keith	Law Professor	No	6	3,808	28,402	13.4%	No		
					Brown	Melissa	Business Owner	No	6	2,923	28,402	10.3%	No		
					Daniel	Vincent	Community Services Provider	No	6	1,531	28,402	5.4%	No		
					Andrzejczyk	Chuck	Psychiatric Nurse	No	6	645	28,402	2.3%	No		
			Grand Terrace	CITY COUNCIL	Full	Sandoval	Bernardo	Director/Business Owner	No	4	1,307	3,619	36.1%	Yes	
						Schwab	Thomas	Retired City Manager	No	4	837	3,619	23.1%	No	
						Loder	Richard	Business Owner	No	4	830	3,619	22.9%	No	
						Cortes	Bea	City Councilwoman	Yes	4	645	3,619	17.8%	No	
					Short	McNaboe	Darcy	Small Business Owner	No	2	1,772	3,499	50.6%	Yes	
						Robles	Sylvia A.	Retired Budget Analyst	No	2	1,727	3,499	49.4%	No	
					MAYOR	Full	Stanckiewicz	Walt	Business Owner/Councilmember	No	4	1,729	3,662	47.2%	Yes
							Wilson	Doug	Business Consultant	No	4	958	3,662	26.2%	No
							McGuire	Sally	Business Owner	No	4	872	3,662	23.8%	No
							Decenty-Sternberg	Denise	Real Estate Associate	No	4	103	3,662	2.8%	No
			Hesperia	CITY COUNCIL	Full	Smith	Thurston "Smitty"	Business Owner/Councilmember	Yes	8	7,607	35,726	21.3%	Yes	
Holland	Bill	School Police Officer				No	8	6,740	35,726	18.9%	Yes				
Blewett	Russell E. Russ	Independent Businessman				No	8	5,286	35,726	14.8%	Yes				
Wright	Sean	Water Quality Technician				No	8	4,053	35,726	11.3%	No				
Parkman	Don	Businessman				No	8	3,613	35,726	10.1%	No				
Blocker	James Madison	Manager, Warehouse Operations				No	8	3,001	35,726	8.4%	No				
De Hay	Dennis R.	Retired				No	8	2,749	35,726	7.7%	No				
Holman	David	Travel Agent				No	8	2,677	35,726	7.5%	No				

TABLE 2.1 VOTE TOTALS FOR CITY OFFICE CANDIDATES BY COUNTY AND ELECTION DATE, 2010

COUNTY	DATE	CITY	OFFICE	DIS-TRICT/ SEAT	TERM OF OFFICE	CANDIDATE'S LAST NAME	CANDIDATE'S FIRST NAME	CANDIDATE'S BALLOT DESIGNATION	IN- CUM- BENT	NUMBER OF CAN- DIDATES	VOTES FOR CAN- DIDATE	TOTAL VOTES CAST ¹	PER- CENT OF VOTE	ELECT- ED
SAN BERNARDINO (continued)	11/2/2010	Highland	CITY COUNCIL		Full	Racadio	Sam J.	Retired City Manager	No	7	5,521	24,294	22.7%	Yes
						McCallon	Larry	Highland Council Member	Yes	7	4,691	24,294	19.3%	Yes
						Scott	Jody	Highland Council Member	Yes	7	4,431	24,294	18.2%	Yes
						Bogh	Michael	Businessman	No	7	3,533	24,294	14.5%	No
						Viricel	Anne L.	Businesswoman/Educator	No	7	3,016	24,294	12.4%	No
						Mauricio	Tony	Business Manager	No	7	1,825	24,294	7.5%	No
						Otrej	Joshua	Bus Driver	No	7	1,277	24,294	5.3%	No
			Montclair	CITY COUNCIL	Full	Paulitz	Leonard	Montclair Council Member	Yes	4	2,766	7,980	34.7%	Yes
						Ruh	Bill	Government Affairs Director	Yes	4	2,449	7,980	30.7%	Yes
						Maldonado	Jose	Retired Engineer	No	4	2,008	7,980	25.2%	No
						Agrella	Christopher	Businessman	No	4	757	7,980	9.5%	No
			MAYOR	Full	Eaton	Paul M.	Mayor	Yes	1	4,445	4,445	100.0%	Yes	
			Needles	CITY COUNCIL	Full	Gudmundson	Shawn	Businessman	No	6	638	3,007	21.2%	Yes
						Kidd	Kinda J.	Retired Businesswoman	No	6	506	3,007	16.8%	Yes
						Campbell	Terry E.	Retired Utility Employee	No	6	494	3,007	16.4%	Yes
						Pletcher	Richard R.	Incumbent	Yes	6	490	3,007	16.3%	No
						Mills	Roy A.	Incumbent	Yes	6	444	3,007	14.8%	No
						Brown	Don	Retired Businessman	No	6	435	3,007	14.5%	No
						MAYOR	Full	Paget	Edward T.	Physician/Surgeon	No	2	634	1,117
			Williams	Jeffrey Howard	Incumbent			Yes	2	483	1,117	43.2%	No	
			Ontario	CITY COUNCIL	Full	Wapner	Alan	Councilman/Small Businessman	Yes	6	12,497	39,041	32.0%	Yes
						Bowman	Jim W.	Council Member	Yes	6	10,158	39,041	26.0%	Yes
						Mim Mack	Paul C.	DRE Fraud Investigator	No	6	6,588	39,041	16.9%	No
						Ledesma	Rhonda	Homemaker	No	6	4,895	39,041	12.5%	No
						Lira	John B.	School Bus Driver	No	6	2,533	39,041	6.5%	No
						Nikyar	Josef Morales	Businessman	No	6	2,370	39,041	6.1%	No
MAYOR	Full	Leon				Paul S.	Mayor/Pastor	Yes	2	18,690	24,694	75.7%	Yes	
		Minook				Frederick J.	Retired Technical Supervisor	No	2	6,004	24,694	24.3%	No	

TABLE 2.1 VOTE TOTALS FOR CITY OFFICE CANDIDATES BY COUNTY AND ELECTION DATE, 2010

COUNTY	DATE	CITY	OFFICE	DIS-TRICT/ SEAT	TERM OF OFFICE	CANDIDATE'S LAST NAME	CANDIDATE'S FIRST NAME	CANDIDATE'S BALLOT DESIGNATION	IN- CUM- BENT	NUMBER OF CAN- DIDATES	VOTES FOR CAN- DIDATE	TOTAL VOTES CAST ¹	PER- CENT OF VOTE	ELECT- ED		
SAN BERNARDINO (continued)	11/2/2010	Rancho Cucamonga	CITY COUNCIL		Full	Williams	Diane	Rancho Cucamonga City Council Member	Yes	10	17,420	70,916	24.6%	Yes		
						Alexander	William	Retired Fire Captain	No	10	11,277	70,916	15.9%	Yes		
						Buquet	Charles "Chuck"	Business Owner/Consultant	No	10	8,322	70,916	11.7%	No		
						Moffatt	Jim	Local Business Owner	No	10	7,761	70,916	10.9%	No		
						Gutierrez	Rex	City Councilman/Businessman	Yes	10	7,074	70,916	10.0%	No		
						Gonzalez	David	Businessman/Advisor	No	10	5,798	70,916	8.2%	No		
						Hairston	Luella	Lawyer/Adjunct Professor	No	10	4,126	70,916	5.8%	No		
						Jimenez	Erick	Delivery Driver	No	10	3,728	70,916	5.3%	No		
						O'Connell	Brian J.	Nurse/Karate Master	No	10	3,667	70,916	5.2%	No		
						Mendoza, Sr.	Alex Rozendo	Retired Postal Carrier	No	10	1,743	70,916	2.5%	No		
						MAYOR	Full	Michael	L. Dennis	Mayor Pro Tem	No	4	19,978	40,346	49.5%	Yes
						Steinorth	Marc	Local Business Owner	No	4	14,541	40,346	36.0%	No		
						Ledbetter	Robert E.	Caregiver/Businessman	No	4	3,048	40,346	7.6%	No		
			Hanlon	Bill	Retired Businessman	No	4	2,779	40,346	6.9%	No					
			Redlands	CITY COUNCIL	Full	Gardner	Bob	Univeristy Vice-President, Finance	No	8	8,689	49,638	17.5%	Yes		
						Harrison	Jon	Redlands City Councilmember	Yes	8	8,110	49,638	16.3%	Yes		
						Foster	Paul W.	Planning Commissioner/Administrator	No	8	7,857	49,638	15.8%	Yes		
						Gilbreath	Pat	Councilmember/Retired Accountant	Yes	8	7,591	49,638	15.3%	No		
						White	Nancy Ruth	Retired Teacher	No	8	6,575	49,638	13.2%	No		
						Pew	Doug	Retired	No	8	5,280	49,638	10.6%	No		
						Saifie	Mike	Business System Analyst	No	8	2,903	49,638	5.8%	No		
						Layne	Mike	Resource Development Consultant	No	8	2,633	49,638	5.3%	No		
			Apple Valley	CITY COUNCIL	Full	Nassif	Scott	Businessman/Council Member	Yes	8	9,058	45,433	19.9%	Yes		
Stanton	Barbara "Barb"	Broadcaster/Journalist				No	8	7,612	45,433	16.8%	Yes					
Emick	Curt	Businessman				No	8	7,464	45,433	16.4%	Yes					
Sagona	Bob	Apple Valley Councilman				Yes	8	7,087	45,433	15.6%	No					
Allan	Peter W.	Incumbent				No	8	5,701	45,433	12.5%	No					
Stewart, Sr.	Timothy S.	Accountant				No	8	3,257	45,433	7.2%	No					
Contratto	Richard Tony	Businessman				No	8	2,743	45,433	6.0%	No					
Air	Clint	Land Surveyor				No	8	2,511	45,433	5.5%	No					
Yucca Valley	CITY COUNCIL	Full	Rowe	Dawn	Businesswoman	No	5	3,507	13,361	26.2%	Yes					
			Mayes	Chad	Yucca Valley Council Member	Yes	5	3,293	13,361	24.6%	Yes					
			Hagerman	Isaac	Business Owner	No	5	2,455	13,361	18.4%	Yes					
			Herbel	Lori	Incumbent	No	5	2,175	13,361	16.3%	No					
			Dufour	Jeffrey	Small Business Owner	No	5	1,931	13,361	14.5%	No					

TABLE 2.1 VOTE TOTALS FOR CITY OFFICE CANDIDATES BY COUNTY AND ELECTION DATE, 2010

COUNTY	DATE	CITY	OFFICE	DIS-TRICT/ SEAT	TERM OF OFFICE	CANDIDATE'S LAST NAME	CANDIDATE'S FIRST NAME	CANDIDATE'S BALLOT DESIGNATION	IN- CUM- BENT	NUMBER OF CAN- DIDATES	VOTES FOR CAN- DIDATE	TOTAL VOTES CAST ¹	PER- CENT OF VOTE	ELECT- ED			
SAN BERNARDINO (continued)	11/2/2010	Twentynine Palms	CITY COUNCIL		Full	Mintz, Sr.	Daniel L.	Businessman/Planning Commissioner	No	7	1,485	7,015	21.2%	Yes			
						Corbin	Jay	Planning Consultant	No	7	1,168	7,015	16.7%	Yes			
						Harris	Jim	City Council Member	No	7	1,142	7,015	16.3%	Yes			
						Whitten	Steven D.	Engineering Technician	No	7	1,064	7,015	15.2%	No			
						Clemons	Mark W.	Small Business Owner	No	7	979	7,015	14.0%	No			
						Briggs	Larry	Realtor/Businessman	No	7	880	7,015	12.5%	No			
						Alderson	Carey	Planning Commissioner	No	7	297	7,015	4.2%	No			
		Upland	CITY COUNCIL		Full	Musser	Ray M.	Incumbent	Yes	5	10,878	43,359	25.1%	Yes			
						Filippi	Gino L.	Businessman	No	5	9,398	43,359	21.7%	Yes			
						Brandt	Brendan	Councilmember/Attorney	Yes	5	9,259	43,359	21.4%	Yes			
						Thomas	Tom R.	Businessman/Councilmember	Yes	5	7,883	43,359	18.2%	No			
						Creighton	Mark W.	Businessman	No	5	5,941	43,359	13.7%	No			
		Victorville	CITY COUNCIL		Full	Valles	Angela	Criminal Justice Professor	No	8	6,558	25,561	25.7%	Yes			
						Kennedy	James N.	Certified Public Accountant	No	8	4,860	25,561	19.0%	Yes			
						Kurth	Rob	Small Business Owner	No	8	4,418	25,561	17.3%	Yes			
						Almond	Joann	Businesswoman	Yes	8	3,370	25,561	13.2%	No			
						Medina	Michelle	Homemaker	No	8	2,229	25,561	8.7%	No			
						Miller	Dorothy	Homemaker	No	8	1,770	25,561	6.9%	No			
						Cramer, III	Sanford W.	Retired Civil Servant	No	8	1,527	25,561	6.0%	No			
		Murguia	Sharon	Homemaker	No	8	829	25,561	3.2%	No							
		Yucaipa	CITY COUNCIL		Full	Masner	Tom	Retired Sheriff's Sergeant	Yes	6	5,380	22,206	24.2%	Yes			
						Bogh	Greg	Businessman	No	6	5,121	22,206	23.1%	Yes			
						Drusys	Allan	Public Health Veterinarian	Yes	6	4,775	22,206	21.5%	No			
						Duncan, Jr.	Bobby D.	Business Owner	No	6	4,387	22,206	19.8%	No			
						Miner	Gregory K.	Hardware Construction Sales	No	6	1,958	22,206	8.8%	No			
						Frost	Richard	No Ballot Designation	No	6	585	22,206	2.6%	No			
		SAN DIEGO	6/8/2010	Chula Vista	CITY ATTORNEY		Full	Googins	Glen	Municipal Law Attorney	Yes	2	16,086	30,886	52.1%	Yes	
Faigin	Robert							Sheriff's Chief Attorney	No	2	14,800	30,886	47.9%	No			
	CITY COUNCIL				1	Full	Ramirez	Rudy	Councilman/Business Owner	Yes	1	26,209	26,209	100.0%	Yes		
							2	Full	Breitfelder	Larry	Elected Board Member, Otay Water District	No	4	11,077	31,174	35.5%	Runoff
									Aguilar	Patricia	Community Group President	No	4	6,840	31,174	21.9%	Runoff
									Galvez	Jill	Businesswoman	No	4	6,786	31,174	21.8%	No
									Peraza	Humberto	Senior Policy Advisor	No	4	6,471	31,174	20.8%	No

TABLE 2.1 VOTE TOTALS FOR CITY OFFICE CANDIDATES BY COUNTY AND ELECTION DATE, 2010

COUNTY	DATE	CITY	OFFICE	DIS-TRICT/ SEAT	TERM OF OFFICE	CANDIDATE'S LAST NAME	CANDIDATE'S FIRST NAME	CANDIDATE'S BALLOT DESIGNATION	IN- CUM- BENT	NUMBER OF CAN- DIDATES	VOTES FOR CAN- DIDATE	TOTAL VOTES CAST ¹	PER- CENT OF VOTE	ELECT- ED
SAN DIEGO (continued)	6/8/2010	Chula Vista	MAYOR		Full	Cox	Cheryl	Mayor	Yes	3	18,771	33,218	56.5%	Yes
						Castaneda	Steve	Councilmember/Businessman	No	3	9,886	33,218	29.8%	No
						Dominguez	Jorge	Southwestern CCD Gov Board Member	No	3	4,561	33,218	13.7%	No
		Oceanside	CITY COUNCIL		Short	Lowery	Charles "Chuck"	Businessman	No	5	10,218	27,033	37.8%	Yes
						Prosser	Lloyd Hershel	Business Management Consultant	No	5	10,038	27,033	37.1%	No
						Crossman	Ken	Retired Sheriff's Sergeant	No	5	2,745	27,033	10.2%	No
						O'Doherty	Ward M.	Financial Planner	No	5	2,717	27,033	10.1%	No
						Lucas	Michael T.	Retired State Supervisor	No	5	1,304	27,033	4.8%	No
Poway		CITY COUNCIL ^R	1	Short	Mullin	John	Businessman	No	8	3,152	11,383	27.7%	Yes	
					Vaus	Steve	Business Owner	No	8	3,049	11,383	26.8%	No	
					Babich	Pete	Business Owner/Engineer	No	8	2,026	11,383	17.8%	No	
					Grosch	Dave	Retired Finance Manager	No	8	1,214	11,383	10.7%	No	
					Cross	Chuck	Small Business Owner	No	8	709	11,383	6.2%	No	
					Radcliff	David	Educator	No	8	618	11,383	5.4%	No	
					Willoughby	Roger	Retired Businessman	No	8	377	11,383	3.3%	No	
					Collins	Howard	Businessman	No	8	238	11,383	2.1%	No	
					San Diego		CITY COUNCIL	2	Full	Faulconer	Kevin	Councilmember	Yes	3
Finucane	Patrick	Engineer	No	3						6,828	27,713	24.6%	No	
Morrison	Jim	Property Manager/Business Person	No	3						3,796	27,713	13.7%	No	
4	Full	Young	Tony	City Councilmember District Four				Yes	2	9,628	15,311	62.9%	Yes	
		Pollard	Brian "Barry"	Small Business Owner				No	2	5,683	15,311	37.1%	No	
6	Full	Zapf	Lorie	Businesswoman/Legal Reform Advocate				No	5	9,931	27,392	36.3%	Runoff	
		Wayne	Howard	Deputy Attorney General				No	5	6,758	27,392	24.7%	Runoff	
		Hadley	Steve	Council Chief of Staff				No	5	4,846	27,392	17.7%	No	
		Tran	Kim	No Ballot Designation				No	5	3,582	27,392	13.1%	No	
		Huckabone	Ryan	No Ballot Designation				No	5	2,275	27,392	8.3%	No	
8	Full	Alvarez	David	Legislative District Representative				No	7	3,343	13,189	25.3%	Runoff	
		Hueso	Felipe	College Chairman/Educator/Attorney				No	7	2,581	13,189	19.6%	Runoff	
		Howard	B.D.	Independent Marketing Consultant				No	7	2,277	13,189	17.3%	No	
		Inzunza	Nick	School Trustee				No	7	2,234	13,189	16.9%	No	
		Wright	James	Educator/Veterans Post Chaplain				No	7	1,445	13,189	11.0%	No	
		Vazquez	Adrian	Insurance Licensing Contracting Manager	No	7	735	13,189	5.6%	No				
		Pickard	Lincoln	Community Volunteer	No	7	574	13,189	4.4%	No				
11/2/2010	Carlsbad	CITY CLERK		Full	Wood	Lorraine M.	Carlsbad City Clerk	Yes	1	28,166	28,166	100.0%	Yes	

^RTo be elected if recall measure passes.

TABLE 2.1 VOTE TOTALS FOR CITY OFFICE CANDIDATES BY COUNTY AND ELECTION DATE, 2010

COUNTY	DATE	CITY	OFFICE	DIS- TRICT/ SEAT	TERM OF OFFICE	CANDIDATE'S LAST NAME	CANDIDATE'S FIRST NAME	CANDIDATE'S BALLOT DESIGNATION	IN- CUM- BENT	NUMBER OF CAN- DIDATES	VOTES FOR CAN- DIDATE	TOTAL VOTES CAST ¹	PER- CENT OF VOTE	ELECT- ED	
SAN DIEGO (continued)	11/2/2010	Carlsbad	CITY COUNCIL		Full	Douglas	Farrah	Businesswoman/Planning Commissioner	No	4	24,258	53,468	45.4%	Yes	
						Packard	Mark	Incumbent	Yes	4	18,454	53,468	34.5%	Yes	
						Wantz	Jon	Business Consultant	No	4	6,528	53,468	12.2%	No	
						Jubb	Bill	Banking/Lending	No	4	4,228	53,468	7.9%	No	
			CITY TREASURER		Full	Comstock	Jim	CPA/MBA	No	2	19,730	30,457	64.8%	Yes	
						O'Reilly	John	Investment Advisor Fiduciary	No	2	10,727	30,457	35.2%	No	
			MAYOR		Full	Hall	Matt	Councilmember/Businessman	No	4	17,785	38,536	46.2%	Yes	
						Blackburn	Keith	Carlsbad Councilman/Businessman	No	4	15,662	38,536	40.6%	No	
						Bernard	Glenn R.	Retired USMC Officer	No	4	3,424	38,536	8.9%	No	
						Meier	Walt	Irrigation Repair Specialist	No	4	1,665	38,536	4.3%	No	
			Chula Vista		2	Full	Aguilar	Patricia	Community Group President	No	2	25,892	47,685	54.3%	Yes
							Breitfelder	Larry	Small Businessperson	No	2	21,793	47,685	45.7%	No
			Coronado			Full	Denny	Barbara	Incumbent Coronado Councilwoman/Attorney	Yes	3	3,786	10,521	36.0%	Yes
							Ovrom, Jr.	Al	Incumbent	Yes	3	3,375	10,521	32.1%	Yes
							Metz	Doug	School Trustee	No	3	3,360	10,521	31.9%	No
			Del Mar			Full	Sinnott	Terry	Management Consultant	No	3	1,371	2,827	48.5%	Yes
Haydu	Lee	Administrator/Treasurer					No	3	1,200	2,827	42.4%	Yes			
Tucker	Jim	Commerce Department Employee					No	3	256	2,827	9.1%	No			
El Cajon			CITY COUNCIL		Full	Kendrick	Gary	El Cajon City Council Member	Yes	4	10,707	17,940	59.7%	Yes	
						Swainston	Duane "Tree"	Manufacturing Supervisor	No	4	2,906	17,940	16.2%	No	
						Macomber	Drummond "Drum"	Retired	No	4	2,420	17,940	13.5%	No	
						Chuisano	Anthony	Retired/Dog Trainer	No	4	1,907	17,940	10.6%	No	
			MAYOR		Full	Lewis	Mark	Mayor, City of El Cajon	Yes	5	8,206	19,928	41.2%	Yes	
						Moore	Todd C.	Retired Police Officer	No	5	6,504	19,928	32.6%	No	
						Garcia	John "Mike"	Retired United States Marine	No	5	3,405	19,928	17.1%	No	
						Mroz	Darrin	Business Owner	No	5	1,230	19,928	6.2%	No	
						Minarick	Johnney P.	Student/Handyman	No	5	583	19,928	2.9%	No	
Encinitas			CITY COUNCIL		Full	Gaspar	Kristin D.	Independent Business Woman	No	4	11,056	38,642	28.6%	Yes	
						Barth	Teresa	City Council Member	Yes	4	10,167	38,642	26.3%	Yes	
						Kranz	Tony	Printing Account Executive	No	4	8,870	38,642	23.0%	No	
						Dalager	Dan	Incumbent	Yes	4	8,549	38,642	22.1%	No	

TABLE 2.1 VOTE TOTALS FOR CITY OFFICE CANDIDATES BY COUNTY AND ELECTION DATE, 2010

COUNTY	DATE	CITY	OFFICE	DIS-TRICT/ SEAT	TERM OF OFFICE	CANDIDATE'S LAST NAME	CANDIDATE'S FIRST NAME	CANDIDATE'S BALLOT DESIGNATION	IN- CUM BENT	NUMBER OF CAN- DIDATES	VOTES FOR CAN- DIDATE	TOTAL VOTES CAST ¹	PER- CENT OF VOTE	ELECT- ED		
SAN DIEGO (continued)	11/2/2010	Escondido	CITY COUNCIL		Full	Waldron	Marie	Small Businessowner/Councilmember	Yes	7	11,977	53,394	22.4%	Yes		
						Gallo	Ed	Businessman	No	7	9,970	53,394	18.7%	Yes		
						Pfeiler	Lori Holt	Mayor	No	7	9,927	53,394	18.6%	No		
						Crone	Jim	Entrepreneur/Developer/Father	No	7	7,196	53,394	13.5%	No		
						Everitt	Jason	Economic Development Analyst	No	7	5,252	53,394	9.8%	No		
						Miranda	Carmen	School Office Manager	No	7	4,624	53,394	8.7%	No		
						Barron	Richard C.	Business Owner	No	7	4,448	53,394	8.3%	No		
						MAYOR	Full	Abed	Sam	Councilmember/Business Owner	No	4	11,743	31,016	37.9%	Yes
						Daniels	Dick	Mayor Pro Tem	No	4	9,811	31,016	31.6%	No		
						D'Agosta	Tom	Businessman	No	4	7,330	31,016	23.6%	No		
		Bologna	Joe	Retired Business Owner	No	4	2,132	31,016	6.9%	No						
		Imperial Beach	CITY COUNCIL	Full	Spriggs	Ed	University Financial Manager	No	4	2,333	7,091	32.9%	Yes			
					Bragg	Lorie	Incumbent	Yes	4	1,951	7,091	27.5%	Yes			
					O'Neal	Tim	Sr. Account Rep	No	4	1,750	7,091	24.7%	No			
					Taylor	Robert E.	No Ballot Designation	No	4	1,057	7,091	14.9%	No			
					Short	Bilbray	Brian P.	Marine Engineers Mate	No	2	2,842	4,887	58.2%	Yes		
					Brown	Paul N.	Career Coordinator	No	2	2,026	4,887	41.5%	No			
					MAYOR	Full	Janney	Jim	Mayor/Business Owner	Yes	4	2,278	5,081	44.8%	Yes	
					Welsh	Jennifer	Parent/Businesswoman/Artist	No	4	1,241	5,081	24.4%	No			
		Bibbey	Mike	Small Business Owner	No	4	903	5,081	17.8%	No						
Fisher	Jack	Pastry Chef/Chocolatier	No	4	659	5,081	13.0%	No								
La Mesa	CITY COUNCIL	Full	Arapostathis	Mark	City Councilman/Teacher	Yes	6	8,897	26,446	33.6%	Yes					
			Ewin	Ernie	Councilman/Businessman	Yes	6	7,264	26,446	27.5%	Yes					
			Dean	Patrick	Food Server	No	6	3,651	26,446	13.8%	No					
			Rynearson	Kevin	Graduate Research Chemist	No	6	3,000	26,446	11.3%	No					
			Shiff	Ian I.	Security Software Executive	No	6	2,233	26,446	8.4%	No					
			Reed	Byron	Security Services Manager	No	6	1,401	26,446	5.3%	No					
			CITY TREASURER	Full	Vogt	Eldon "Bud"	City Treasurer/CPA	Yes	1	13,019	13,019	100.0%	Yes			
			MAYOR	Full	Madrid	Art	Mayor	Yes	2	9,395	17,749	52.9%	Yes			
			Lothian	Laura	Realtor	No	2	8,354	17,749	47.1%	No					

TABLE 2.1 VOTE TOTALS FOR CITY OFFICE CANDIDATES BY COUNTY AND ELECTION DATE, 2010

COUNTY	DATE	CITY	OFFICE	DIS-TRICT/ SEAT	TERM OF OFFICE	CANDIDATE'S LAST NAME	CANDIDATE'S FIRST NAME	CANDIDATE'S BALLOT DESIGNATION	IN- CUM- BENT	NUMBER OF CAN- DIDATES	VOTES FOR CAN- DIDATE	TOTAL VOTES CAST ¹	PER- CENT OF VOTE	ELECT- ED
SAN DIEGO (continued)	11/2/2010	Lemon Grove	CITY COUNCIL		Full	Cook	Howard	Business Owner	No	6	2,609	9,587	27.2%	Yes
						Jones	Jerry	Lemon Grove Councilman/Supervisor	Yes	6	2,207	9,587	23.0%	Yes
						Clabby	Tom	Retired Business Manager	No	6	1,621	9,587	16.9%	No
						Melendez	Lou	Engineering Project Manager	No	6	1,500	9,587	15.6%	No
						Selby	Jerry	Councilmember/Government Employee	Yes	6	1,082	9,587	11.3%	No
						Love	Wayne	No Ballot Designation	No	6	568	9,587	5.9%	No
		National City	CITY COUNCIL		Full	Alvarado-Rios	Mona	Retired National City Employee	No	4	3,228	11,404	28.3%	Yes
						Natividad	Luis "Louie"	Community Outreach Administrator	No	4	3,091	11,404	27.1%	Yes
						Lopez	Frank	Social Services Director	No	4	2,591	11,404	22.7%	No
						Yamane	Ditas	Business Owner	No	4	2,494	11,404	21.9%	No
			MAYOR		Full	Morrison	Ron	Mayor of National City	Yes	4	4,501	8,293	54.3%	Yes
						Sotelo-Solis	Alejandra	National City Councilmember	No	4	3,019	8,293	36.4%	No
						Gorham	Darryl	Retired Businessperson	No	4	399	8,293	4.8%	No
						Beauchamp	R. Mitchel	Independent Businessman	No	4	374	8,293	4.5%	No
		Oceanside	CITY COUNCIL		Full	Kern	Jerome M. "Jerry"	Councilmember/Teacher	Yes	5	21,835	72,157	30.3%	Yes
						Felien	Gary	Oceanside City Treasurer	No	5	17,866	72,157	24.8%	Yes
						Lowery	Charles	Oceanside Councilmember/Businessman	No	5	16,805	72,157	23.3%	No
						Martin	Rex	Retired 911 Director	No	5	7,909	72,157	11.0%	No
						Crossman	Ken	Retired Sheriff's Sergeant	No	5	7,727	72,157	10.7%	No
		Poway	CITY COUNCIL		Full	Mullin	John	Poway City Councilmember	No	4	9,440	29,663	31.8%	Yes
Grosch	Dave					Retired Finance Manager	No	4	7,313	29,663	24.7%	Yes		
Babich	Pete					Business Owner/Engineer	No	4	6,981	29,663	23.5%	No		
Kruse	Carl					Appointed Councilmember	No	4	5,929	29,663	20.0%	No		
	MAYOR			Full	Higginson	Don	Appointed Mayor	No	2	9,657	17,795	54.3%	Yes	
					Stavros	R.W. "Nick"	Senior Systems Analyst	No	2	8,138	17,795	45.7%	No	
San Diego	CITY COUNCIL		6	Full	Zapf	Lorie	Businesswoman/Legal Reform Advocate	No	2	22,869	43,561	52.5%	Yes	
					Wayne	Howard	Deputy Attorney General	No	2	20,692	43,561	47.5%	No	
			8	Full	Alvarez	David	Legislative District Representative	No	2	13,014	22,554	57.7%	Yes	
San Marcos	CITY COUNCIL		Full	Hueso	Felipe	College Chairman/Educator/Attorney	No	2	9,540	22,554	42.3%	No		
				Orlando	Chris	Councilmember/Businessman	Yes	5	8,821	31,237	28.2%	Yes		
				Jabara	Kristal	Planning Commissioner/Businesswoman	No	5	7,999	31,237	25.6%	Yes		
				Preston	Mike	Councilmember/Businessman	Yes	5	7,250	31,237	23.2%	No		
				Hunsaker	Michael	Retired Engineer	No	5	3,880	31,237	12.4%	No		
	Hansen	Mike	Businessman	No	5	3,287	31,237	10.5%	No					
	MAYOR		Full	Desmond	Jim	Mayor/Airline Captain	Yes	1	17,516	17,516	100.0%	Yes		

TABLE 2.1 VOTE TOTALS FOR CITY OFFICE CANDIDATES BY COUNTY AND ELECTION DATE, 2010

COUNTY	DATE	CITY	OFFICE	DIS-TRICT/ SEAT	TERM OF OFFICE	CANDIDATE'S LAST NAME	CANDIDATE'S FIRST NAME	CANDIDATE'S BALLOT DESIGNATION	IN- CUM- BENT	NUMBER OF CAN- DIDATES	VOTES FOR CAN- DIDATE	TOTAL VOTES CAST¹	PER- CENT OF VOTE	ELECT- ED		
SAN DIEGO (continued)	11/2/2010	Santee	CITY COUNCIL		Full	McNeilis	Rob	Santee Business Owner	No	8	8,747	42,459	20.6%	Yes		
						Minto	John W.	Incumbent	Yes	8	7,913	42,459	18.6%	Yes		
						Ryan	John	Longshoreman	No	8	5,716	42,459	13.5%	Yes		
						Groce	Shari L.	Aerospace Engineer	No	8	5,192	42,459	12.2%	No		
						Kalasho	Ben	Business Owner/CEO	No	8	4,309	42,459	10.1%	No		
						Qualin	Rocky	Business Consultant	No	8	4,069	42,459	9.6%	No		
						Reyes	Rudy	Archaeologist/Scientist/Educator	No	8	3,514	42,459	8.3%	No		
						Enright	Janet	Retired Administrative Manager	No	8	2,999	42,459	7.1%	No		
						Vista	CITY COUNCIL	Full	Aguilera	John J.	Chairman, Planning Commission	No	8	7,424	32,433	22.9%
		Cowles	Dave	Retired Educator	No				8	5,499	32,433	17.0%	Yes			
		Feliccia	Sam	Restaurateur	No				8	4,788	32,433	14.8%	No			
		Dinnel	Michael "Doc"	Podiatrist/Business Owner	No				8	4,754	32,433	14.7%	No			
		Fleming	Tom	Shoe Repairman	No				8	3,592	32,433	11.1%	No			
		Carrillo	Mario	Business Owner	No				8	2,582	32,433	8.0%	No			
		Booth	Michael	Real Estate Investor	No				8	2,542	32,433	7.8%	No			
		Miles	Carla	Vice President, HOA	No				8	1,252	32,433	3.9%	No			
		MAYOR	Full	Ritter	Judy				Mayor Pro Tem	No	3	10,674	18,684	57.1%	Yes	
				Rabel	Chuck	Retired Manufacturing Executive	No	3	5,639	18,684	30.2%	No				
Uhri	Patrick			Businessman/Contractor	No	3	2,371	18,684	12.7%	No						
SAN FRANCISCO	County and City Contests included in County Report.															
SAN JOAQUIN	6/8/2010	Stockton	CITY COUNCIL	1	Full	Holman, Jr.	Elbert H.	Appointed Incumbent	Yes	2	5,122	7,033	72.8%	Yes		
						Paderes	Xochitl R.	Staff Services Manager	No	2	1,866	7,033	26.5%	No		
						3	Full	Canepa	Paul	Businessman/School Trustee	Yes	2	5,048	6,239	80.9%	Yes
								Murrillo	Arthur	Doctoral Student	No	2	1,159	6,239	18.6%	No
						5	Full	Eggman	Susan T.	Incumbent	Yes	2	2,216	2,918	75.9%	Yes
								White	Ralph Lee	Businessman	No	2	677	2,918	23.2%	No
	11/2/2010	Escalon	CITY COUNCIL	Full	Swift	Robert	Small Business Owner	Yes	4	1,536	5,192	29.6%	Yes			
					Fox	Danny A.	Incumbent	Yes	4	1,439	5,192	27.7%	Yes			
					Alves	Ed	Incumbent	Yes	4	1,197	5,192	23.1%	Yes			
					Danziger	Kurt	Community Volunteer	No	4	984	5,192	19.0%	No			
		Lathrop	CITY COUNCIL	Full	Dhaliwal	Sonny	Service Worker/Councilmember	Yes	5	1,884	4,451	42.3%	Yes			
					Neely, Jr.	Gene	Deputy Fire Chief	No	5	1,080	4,451	24.3%	Yes			
				Ornelas	Omar	Student	No	5	573	4,451	12.9%	No				
				Valencia	Rosalinda	Chocolateer	No	5	497	4,451	11.2%	No				
				Maynor	Brent	Homemaker/Student	No	5	391	4,451	8.8%	No				

TABLE 2.1 VOTE TOTALS FOR CITY OFFICE CANDIDATES BY COUNTY AND ELECTION DATE, 2010

COUNTY	DATE	CITY	OFFICE	DIS- TRICT/ SEAT	TERM OF OFFICE	CANDIDATE'S LAST NAME	CANDIDATE'S FIRST NAME	CANDIDATE'S BALLOT DESIGNATION	IN- CUM BENT	NUMBER OF CAN- DIDATES	VOTES FOR CAN- DIDATE	TOTAL VOTES CAST ¹	PER- CENT OF VOTE	ELECT- ED	
SAN JOAQUIN (continued)	11/2/2010	Lathrop	MAYOR		Full	Santos	J. "Chaka"	Businessman	Yes	3	1,129	3,065	36.8%	Yes	
						Sayles	Kristy	Business Owner/Mayor	No	3	979	3,065	31.9%	No	
						Dresser	Stephen A.	Technology Coordinator	No	3	944	3,065	30.8%	No	
	Lodi	CITY COUNCIL		Full	Nakanishi	Alan	Business Owner/Physician	Yes	7	9,730	42,458	22.9%	Yes		
					Katzakian	Phil	Businessman	Yes	7	6,621	42,458	15.6%	Yes		
					Hansen	Larry D.	Retired Police Chief	Yes	7	6,110	42,458	14.4%	Yes		
					Johnson	John E.	Businessman/Financial Analyst	No	7	6,009	42,458	14.2%	No		
					Amador	Tony	Retired US Marshal	No	7	5,003	42,458	11.8%	No		
					Patel	Jay	Local Business Owner	No	7	4,545	42,458	10.7%	No		
					Reed	Timothy "Tim "	Paramedic	No	7	4,312	42,458	10.2%	No		
	Manteca	CITY COUNCIL		Full	Hernandez, II	Vincent	City Councilman	Yes	4	6,472	22,751	28.4%	Yes		
					Harris	John W.	City Councilman	Yes	4	6,267	22,751	27.5%	Yes		
					Behling	Richard W.	Accountant	No	4	5,244	22,751	23.0%	No		
					Anderson	Samuel	Business Technology Executive	No	4	4,664	22,751	20.5%	No		
		MAYOR		Full	Weatherford	Willie	Mayor	Yes	4	6,683	15,623	42.8%	Yes		
					Cantu	Benjamin	Retired City Planner	No	4	3,325	15,623	21.3%	No		
					Perry	Carlton C.	Newspaper Publishing/Businessman	No	4	2,850	15,623	18.2%	No		
	Ripon	CITY COUNCIL		Full	Moorhead	Debby	City Councilwoman	No	4	2,706	15,623	17.3%	No		
					Winn	Chuck	Retired Police Captain	Yes	4	2,601	8,799	29.6%	Yes		
					Uecker	Dean D.	Local Businessman	Yes	4	2,299	8,799	26.1%	Yes		
					Jensen	Carolyn S.	Financial Analyst	No	4	2,233	8,799	25.4%	No		
Stockton	CITY COUNCIL		1	Full	Holman, Jr.	Elbert H.	Appointed Incumbent	No	2	28,252	50,158	56.3%	Yes		
					Paderes	Xochitl Raya	State Staff Manager	No	2	21,662	50,158	43.2%	No		
					3	Full	Canepa	Paul	Businessman/School Trustee	No	2	34,660	50,055	69.2%	Yes
							Murrillo	Arthur	Doctoral Student	No	2	15,169	50,055	30.3%	No
					5	Full	Eggman	Susan T.	Incumbent	No	2	38,295	52,587	72.8%	Yes
White	Ralph Lee	Businessman	No	2			13,994	52,587	26.6%	No					

TABLE 2.1 VOTE TOTALS FOR CITY OFFICE CANDIDATES BY COUNTY AND ELECTION DATE, 2010

COUNTY	DATE	CITY	OFFICE	DIS-TRICT/ SEAT	TERM OF OFFICE	CANDIDATE'S LAST NAME	CANDIDATE'S FIRST NAME	CANDIDATE'S BALLOT DESIGNATION	IN- CUM- BENT	NUMBER OF CAN- DIDATES	VOTES FOR CAN- DIDATE	TOTAL VOTES CAST ¹	PER- CENT OF VOTE	ELECT- ED				
SAN JOAQUIN (continued)	11/2/2010	Tracy	CITY COUNCIL		Full	Rickman	Robert	State Police Sergeant	Yes	9	7,015	29,884	23.5%	Yes				
						Elliott	Bob	Businessman/Retired Colonel	Yes	9	5,650	29,884	18.9%	Yes				
						Hite	Larry L.	Businessman/Educator	No	9	4,486	29,884	15.0%	No				
						Young	Nancy D.	Businesswoman/Minister	No	9	3,300	29,884	11.0%	No				
						Mitracos	Pete	Small Business Owner	No	9	2,590	29,884	8.7%	No				
						Dement	Juana L.	Businesswoman	No	9	2,242	29,884	7.5%	No				
						Gamino	Larry	Historian/Train Conductor	No	9	2,187	29,884	7.3%	No				
						Soares	Vasco Manuel	Operations Supervisor	No	9	1,192	29,884	4.0%	No				
						Sangha	Jass	Retired Business Owner	No	9	1,152	29,884	3.9%	No				
						MAYOR	Full	Ives	Brent H.	Mayor	Yes	2	11,643	17,643	66.0%	Yes		
		Gonzalez	Linda F.	Business Development Executive	No	2	5,887	17,643	33.4%	No								
SAN LUIS OBISPO	6/8/2010	Morro Bay	CITY COUNCIL		Full	Johnson	Nancy	Retired Business Owner	No	4	1,791	5,615	31.9%	Yes				
						Smith	Jack	Marketing Director	No	4	1,448	5,615	25.8%	Yes				
						Leage	George	Businessman	No	4	1,418	5,615	25.3%	No				
						Kennedy	D'Onna	Retired Master Sergeant	No	4	932	5,615	16.6%	No				
						MAYOR	Full	Winholtz	Betty	City Councilmember/Tutor	No	4	1,275	3,637	35.1%	Runoff		
								Yates	William	Insurance Adjustor	No	4	1,149	3,637	31.6%	Runoff		
								Grantham	Richard "Rick"	City Councilperson	No	4	740	3,637	20.3%	No		
								Farrell	Neil	Newspaper Editor	No	4	460	3,637	12.6%	No		
						11/2/2010	Arroyo Grande	CITY COUNCIL	Full	Costello	Joe	Council Member/Instructor	Yes	4	4,151	11,059	37.5%	Yes
										Brown	Tim	Workers' Compensation Consultant	No	4	3,426	11,059	31.0%	Yes
				Kessler	Shannon	Realtor	No	4	1,839	11,059	16.6%	No						
				Laurenzano	Heidi	Mother/Foreman's Assistant	No	4	1,602	11,059	14.5%	No						
		MAYOR	Full	Ferrara	Tony	Mayor, City of Arroyo Grande	Yes	2	5,434	7,077	76.8%	Yes						
				Moore	Timothy J.	No Ballot Designation	No	2	1,596	7,077	22.6%	No						
	Atascadero	CITY CLERK	Full	Torgerson	Marcia McClure	City Clerk	Yes	1	7,911	8,027	98.6%	Yes						
		CITY COUNCIL	Full	O'Malley	Tom	Businessperson/City Councilmember	Yes	5	6,313	16,893	37.4%	Yes						
				Sturtevant	Brian	Planning Commissioner/Mechanic	No	5	3,886	16,893	23.0%	Yes						
				Ward	Chuck	Retired Corporate Director	No	5	2,626	16,893	15.5%	No						
				Jack	Sandy	Planning Commissioner/Investor	No	5	2,361	16,893	14.0%	No						
				Heinemann	Bret	Businessman/Writer	No	5	1,593	16,893	9.4%	No						
		CITY TREASURER	Full	Modica, Jr.	Joseph	City Treasurer	Yes	2	5,717	8,864	64.5%	Yes						
				Bentz	David P.	Planning Commissioner/CEO	No	2	3,095	8,864	34.9%	No						

TABLE 2.1 VOTE TOTALS FOR CITY OFFICE CANDIDATES BY COUNTY AND ELECTION DATE, 2010

COUNTY	DATE	CITY	OFFICE	DIS- TRICT/ SEAT	TERM OF OFFICE	CANDIDATE'S LAST NAME	CANDIDATE'S FIRST NAME	CANDIDATE'S BALLOT DESIGNATION	IN- CUM BENT	NUMBER OF CAN- DIDATES	VOTES FOR CAN- DIDATE	TOTAL VOTES CAST ¹	PER- CENT OF VOTE	ELECT- ED		
SAN LUIS OBISPO (continued)	11/2/2010	Morro Bay	CITY COUNCIL		Full	Johnson	Nancy	Retired Business Owner	No	4	2,465	7,844	31.4%	Yes		
						Leage	George	Businessman	No	4	2,105	7,844	26.8%	Yes		
						Smith	Jack	Marketing Director	No	4	1,944	7,844	24.8%	No		
						Kennedy	D'Onna	Retired Master Sergeant	No	4	1,290	7,844	16.4%	No		
			MAYOR	Full	Yates	William	Insurance Adjustor	No	2	2,408	4,785	50.3%	Yes			
					Winholtz	Betty	City Councilmember/Tutor	No	2	2,336	4,785	48.8%	No			
					Paso Robles	CITY COUNCIL	Full	Steinbeck	Ed	Councilmember/Businessman	Yes	3	6,447	13,816	46.7%	Yes
								Hamon, Jr.	John R.	City Councilman/Businessman	Yes	3	5,642	13,816	40.8%	Yes
		Rachunok	Greg	Mortgage Broker				No	3	1,619	13,816	11.7%	No			
		MAYOR	Full	Picanco	Duane	Retired Business Owner	Yes	3	4,300	9,133	47.1%	Yes				
				Nemeth	Gary	Retired Police Officer	No	3	2,511	9,133	27.5%	No				
				Gibson	Michael D.	Businessman	No	3	2,291	9,133	25.1%	No				
		Pismo Beach	CITY COUNCIL	Full	Reiss	Mary Ann	Mayor	No	2	2,438	4,530	53.8%	Yes			
					Vardas	Kris	Incumbent	Yes	2	1,964	4,530	43.4%	Yes			
			MAYOR	Full	Higginbotham	Shelly	Mayor Pro Tem	No	2	2,758	3,586	76.9%	Yes			
					Gillespie	Rodger	Substitute Teacher	No	2	802	3,586	22.4%	No			
		San Luis Obispo	11/2/2010	CITY COUNCIL	Full	Carter	Andrew	City Council Member	Yes	6	7,552	24,277	31.1%	Yes		
						Smith	Kathy	Retired Business Executive	No	6	5,390	24,277	22.2%	Yes		
						Carpenter	Dan	Nonprofit Finance Director	No	6	5,161	24,277	21.3%	No		
						Miller	Andrea M.	Restaurateur/College Lecturer	No	6	2,706	24,277	11.1%	No		
Mohan	Terry					Truck Driver	No	6	1,849	24,277	7.6%	No				
Ruiz	Arnold					Retired Barber	No	6	1,561	24,277	6.4%	No				
MAYOR	Full			Marx	Jan	City Council Member	No	4	6,775	15,622	43.4%	Yes				
				Brown	Paul	Small Business Owner	No	4	6,609	15,622	42.3%	No				
				Farrell	Andrew C.	Community Volunteer	No	4	1,684	15,622	10.8%	No				
				Hedrick	Donald E.	Artisan	No	4	512	15,622	3.3%	No				
SAN MATEO	11/2/2010	Atherton	CITY COUNCIL	Full	Widmer	Bill	Business Executive	No	4	2,332	7,277	32.0%	Yes			
					Carlson	Jerry	Incumbent	Yes	4	2,047	7,277	28.1%	Yes			
					Dobbie	Jim	Incumbent	Yes	4	1,714	7,277	23.6%	Yes			
					Wiest	Cary E.	Real Estate Consultant	No	4	1,184	7,277	16.3%	No			
		Colma	CITY COUNCIL	Full	Fiscaro	Helen	Councilmember/Businesswoman	Yes	2	210	416	50.5%	Yes			
					Del Rosario	Joanne F.	Incumbent/Executive Assistant	Yes	2	206	416	49.5%	Yes			
			CITY TREASURER	Full	Walsh	Laura	Certified Medical Assistant	No	1	235	235	100.0%	Yes			

TABLE 2.1 VOTE TOTALS FOR CITY OFFICE CANDIDATES BY COUNTY AND ELECTION DATE, 2010

COUNTY	DATE	CITY	OFFICE	DIS-TRICT/ SEAT	TERM OF OFFICE	CANDIDATE'S LAST NAME	CANDIDATE'S FIRST NAME	CANDIDATE'S BALLOT DESIGNATION	IN- CUM- BENT	NUMBER OF CAN- DIDATES	VOTES FOR CAN- DIDATE	TOTAL VOTES CAST ¹	PER- CENT OF VOTE	ELECT- ED		
SAN MATEO (continued)	11/2/2010	Daly City	CITY COUNCIL		Full	Guingona	Michael P.	Councilmember/Attorney	Yes	5	11,016	40,337	27.3%	Yes		
						Klatt	Carol L.	Daly City Councilmember	Yes	5	9,842	40,337	24.4%	Yes		
						Gomez	Maggie	Councilmember Daly City	Yes	5	9,252	40,337	22.9%	Yes		
						Brugger	Richard R.	Retired Manager/Veteran	No	5	5,457	40,337	13.5%	No		
						Paniza	Dorie	Businesswoman	No	5	4,770	40,337	11.8%	No		
		East Palo Alto	CITY COUNCIL		Full	Abrica	Ruben	Community College Instructor	Yes	3	2,012	5,001	40.2%	Yes		
						Woods	David E.	Incumbent	Yes	3	1,819	5,001	36.4%	Yes		
						Fort	Douglas J.	Youth Advocate	No	3	1,170	5,001	23.4%	No		
		Menlo Park	CITY COUNCIL		Full	Ohtaki	Peter	Director, Menlo Park Fire Protection District	No	6	6,097	27,596	22.1%	Yes		
						Keith	Kirsten	Attorney/Planning Commissioner	No	6	5,594	27,596	20.3%	Yes		
						Cline	Richard A.	Mayor/Business Owner	Yes	6	5,245	27,596	19.0%	Yes		
						Robinson	Heyward	City Council Member	Yes	6	4,871	27,596	17.7%	No		
						Bernstein	Chuck	Educator/Business Owner	No	6	3,864	27,596	14.0%	No		
						Peterson	Russell	Community Volunteer	No	6	1,925	27,596	7.0%	No		
		Pacifica	CITY COUNCIL		Full	Stone	Len	Business Man	No	9	5,618	34,192	16.4%	Yes		
						Digre	Sue	Incumbent	Yes	9	5,135	34,192	15.0%	Yes		
						Vreeland	Jim	Incumbent	Yes	9	5,078	34,192	14.9%	Yes		
						Leon	William "Leo"	Retired Postmaster/Manager	No	9	4,450	34,192	13.0%	No		
						Vellone	Susan	Business Woman	No	9	4,249	34,192	12.4%	No		
						Arietta	Barbara	Public Relations Consultant	No	9	3,339	34,192	9.8%	No		
						Clifford	Thomas H.	Local Businessman	No	9	2,670	34,192	7.8%	No		
						Tanner	Heather	Attorney	No	9	2,292	34,192	6.7%	No		
			Davidson	Karl F.	Network Engineer/Businessman	No	9	1,361	34,192	4.0%	No					
		SANTA BARBARA	11/2/2010	Buellton	CITY COUNCIL		Full	Andrisek	Ed	Small Business Owner	Yes	6	881	4,207	20.9%	Yes
								Dale	Judith	Businesswoman/Teacher/Administrator	No	6	854	4,207	20.3%	Yes
								Hicks	Russ	Councilmember/Operations Manager	Yes	6	820	4,207	19.5%	Yes
Pointer	Victoria							Councilmember/Education Administrator	Yes	6	759	4,207	18.0%	No		
Romero	Teri							Retired Postal Worker	No	6	584	4,207	13.9%	No		
Dorwin	John K.							Attorney/Notary	No	6	309	4,207	7.3%	No		
Carpinteria	CITY COUNCIL				Full	Carty	Gregg A.	Incumbent	Yes	5	2,721	11,113	24.5%	Yes		
						Stein	Brad	Incumbent	Yes	5	2,483	11,113	22.3%	Yes		
						Clark	Al	Incumbent	Yes	5	2,382	11,113	21.4%	Yes		
						Sugiyama	Janice M.	Dentist	No	5	1,812	11,113	16.3%	No		
						McWhirter	Steve	Welding Contractor	No	5	1,715	11,113	15.4%	No		

TABLE 2.1 VOTE TOTALS FOR CITY OFFICE CANDIDATES BY COUNTY AND ELECTION DATE, 2010

COUNTY	DATE	CITY	OFFICE	DIS-TRICT/ SEAT	TERM OF OFFICE	CANDIDATE'S LAST NAME	CANDIDATE'S FIRST NAME	CANDIDATE'S BALLOT DESIGNATION	IN- CUM- BENT	NUMBER OF CAN- DIDATES	VOTES FOR CAN- DIDATE	TOTAL VOTES CAST ¹	PER- CENT OF VOTE	ELECT- ED			
SANTA BARBARA (continued)	11/2/2010	Goleta	CITY COUNCIL		Full	Aceves	Roger S.	Goleta City Council Member	Yes	4	5,969	20,566	29.0%	Yes			
						Bennett	Michael T.	Incumbent	Yes	4	5,515	20,566	26.8%	Yes			
						Perotte	Paula	Cmnty. Action Commission Dvlpmt. Coord.	No	4	4,834	20,566	23.5%	Yes			
						Stapelmann	Reyne	Small Business Owner	No	4	4,248	20,566	20.7%	No			
						Guadalupe	CITY COUNCIL	Full	Lizalde	John	Council Member	Yes	2	630	1,258	50.1%	Yes
									Sabedra	John Junie	Council Member	Yes	2	628	1,258	49.9%	Yes
									CITY TREASURER	Full	Amido	Petrona Pete	Appointed Incumbent	Yes	1	773	773
							MAYOR	Full	Alvarez	Lupe	Mayor/Businessman	Yes	1	763	763	100.0%	Yes
						Lompoc	CITY COUNCIL	Full	Starbuck	Dirk	Local Businessman	No	7	4,455	15,542	28.7%	Yes
		Costa	Ashley E.	Grant Writer	No				7	2,896	15,542	18.6%	Yes				
		Sinn	Dulcie	Educator/Businesswoman/Consultant	No				7	2,406	15,542	15.5%	No				
		Siminiski	Michael A.	Appointed Mayor	Yes				7	1,836	15,542	11.8%	No				
		Cuthbert	Robert	Freelance Writer	No				7	1,547	15,542	10.0%	No				
		Ruhge	Ann	Incumbent	Yes				7	1,432	15,542	9.2%	No				
		Grill	David W.	Retired	No				7	970	15,542	6.2%	No				
		MAYOR	Full	Linn	John H.				Small Business Owner	No	2	4,926	8,796	56.0%	Yes		
				Martner	Cecilia				Engineer/Educator	No	2	3,870	8,796	44.0%	No		
		Santa Maria	CITY COUNCIL	Full	Patino				Alice M.	Current Councilwoman	Yes	7	6,107	25,943	23.5%	Yes	
					Boysen				Jack	Non-Profit Administrator/CFO	No	7	5,232	25,943	20.2%	Yes	
					Zuniga	Terri	Victim Witness Supervisor	No	7	4,390	25,943	16.9%	No				
					Maris	Martin Marty	Independent Business Owner	No	7	4,266	25,943	16.4%	No				
					Moats	Michael W.	Physician	No	7	2,746	25,943	10.6%	No				
					Davidson	Tom	Machinist	No	7	1,709	25,943	6.6%	No				
					Vargas	Jose	Business Owner	No	7	1,493	25,943	5.8%	No				
		Solvang	CITY COUNCIL	Full	Jamieson	Joan	Appointed Incumbent	No	3	1,237	3,623	34.1%	Yes				
					Woods	Tara	Community Volunteer	No	3	1,204	3,623	33.2%	Yes				
					Palmer	Ken	Appointed Incumbent	No	3	1,182	3,623	32.6%	Yes				
MAYOR	Full		Richardson	Jim	Incumbent	Yes	2	1,435	2,145	66.9%	Yes						
			Skytt	Edwin H.	Businessman	No	2	710	2,145	33.1%	No						
SANTA CLARA	6/8/2010	San Jose	CITY COUNCIL	1	Full	Constant	Pete	Councilmember, City of San Jose	Yes	3	7,968	12,016	66.3%	Yes			
						Clancy	David	San Jose Business Owner	No	3	2,439	12,016	20.3%	No			
						Johnston	Tom	Community Coordinator	No	3	1,609	12,016	13.4%	No			
						3	Full	Liccardo	Sam T.	Councilmember, District Three	Yes	2	6,305	7,866	80.2%	Yes	
								Hennessey	Timothy	Property Manager	No	2	1,561	7,866	19.8%	No	

TABLE 2.1 VOTE TOTALS FOR CITY OFFICE CANDIDATES BY COUNTY AND ELECTION DATE, 2010

COUNTY	DATE	CITY	OFFICE	DIS-TRICT/ SEAT	TERM OF OFFICE	CANDIDATE'S LAST NAME	CANDIDATE'S FIRST NAME	CANDIDATE'S BALLOT DESIGNATION	IN- CUM- BENT	NUMBER OF CAN- DIDATES	VOTES FOR CAN- DIDATE	TOTAL VOTES CAST ¹	PER- CENT OF VOTE	ELECT- ED
SANTA CLARA (continued)	6/8/2010	San Jose	CITY COUNCIL	5	Full	Campos	Xavier	Planning Commissioner	No	4	2,791	7,876	35.4%	Runoff
						Carrasco	Magdalena	Family/Child Advocate	No	4	2,771	7,876	35.2%	Runoff
						Herrera	J. Manuel	Gov Brd Mbr, East Side Union High SD	No	4	1,797	7,876	22.8%	No
						Resendez	Aaron	Printing Press Operator	No	4	517	7,876	6.6%	No
				7	Full	Nguyen	Madison	Councilmember, District 7	Yes	5	4,578	11,076	41.3%	Runoff
						Duong	Minh	Small Business Owner	No	5	2,666	11,076	24.1%	Runoff
						Le	Patrick Phu	Chemist/Small Businessman	No	5	1,895	11,076	17.1%	No
						Rodriguez	Rudy J.	Senior Field Specialist	No	5	1,586	11,076	14.3%	No
						Nguyen	Vietnam	Recreation Program Specialist	No	5	351	11,076	3.2%	No
				9	Full	Rocha	Donald	Governing Board Member, Cambrian SD	No	6	7,474	17,376	43.0%	Runoff
						Pegram	Larry	Non-profit Founder	No	6	4,284	17,376	24.7%	Runoff
						Cogan	Jim	Chief of Staff	No	6	2,295	17,376	13.2%	No
						Cortese	Robert	Information Technology Specialist	No	6	1,265	17,376	7.3%	No
						Greer	Chad	Student/Accountant	No	6	1,128	17,376	6.5%	No
						Cueva	David	Senior Accounting Analyst	No	6	930	17,376	5.4%	No
				MAYOR	Full	Reed	Chuck	San Jose Mayor	Yes	4	103,230	134,320	76.9%	Yes
						Nguyen	Thomas	Information Technologist	No	4	13,349	134,320	9.9%	No
						Barragan	Susan	Homemaker	No	4	10,671	134,320	7.9%	No
						Chew	Bill	Television Journalist/Producer	No	4	7,070	134,320	5.3%	No
				11/2/2010	Campbell	CITY COUNCIL	Full	Low	Evan	Member, Campbell City Council	Yes	9	6,997	27,257
Waterman	Richard	Small Business Owner	No					9	4,172	27,257	15.3%	Yes		
Cristina	Jeff	Businessman/Environmental Specialist	No					9	3,861	27,257	14.2%	Yes		
Gibbons	Liz	Architect	No					9	3,208	27,257	11.8%	No		
Reynolds, Jr.	Phil	Small Business Owner	No					9	2,533	27,257	9.3%	No		
Brennan	Brian	Business Association Executive	No					9	2,061	27,257	7.6%	No		
Jewett	Frank	Businessman/Military Reservist	No					9	2,044	27,257	7.5%	No		
Dougherty	Robert S.	Self-employed Tax Preparer	No					9	1,422	27,257	5.2%	No		
Grattan	Larry	Property Manager	No					9	959	27,257	3.5%	No		
Gilroy	CITY COUNCIL	Full	Leroe-Munoz					Peter	Deputy District Attorney	No	7	4,381	23,490	18.7%
			Bracco		Dion	Councilmember/Business Owner	Yes	7	4,272	23,490	18.2%	Yes		
			Arellano		Peter	Medical Doctor/Councilman	Yes	7	4,218	23,490	18.0%	Yes		
					Kloecker	Paul V.	Engineer Manager	No	7	3,607	23,490	15.4%	No	
				Barron	Art	Nonprofit Program Coordinator	No	7	2,926	23,490	12.5%	No		
				Valiquette	Russ	Operations Manager	No	7	2,387	23,490	10.2%	No		
				Greco	Pasquale	Retired Distribution Supervisor	No	7	1,699	23,490	7.2%	No		

TABLE 2.1 VOTE TOTALS FOR CITY OFFICE CANDIDATES BY COUNTY AND ELECTION DATE, 2010

COUNTY	DATE	CITY	OFFICE	DIS- TRICT/ SEAT	TERM OF OFFICE	CANDIDATE'S LAST NAME	CANDIDATE'S FIRST NAME	CANDIDATE'S BALLOT DESIGNATION	IN- CUM BENT	NUMBER OF CAN- DIDATES	VOTES FOR CAN- DIDATE	TOTAL VOTES CAST ¹	PER- CENT OF VOTE	ELECT- ED		
SANTA CLARA (continued)	11/2/2010	Los Altos	CITY COUNCIL		Full	Carpenter	Val	Los Altos City Councilwoman	Yes	5	6,582	20,774	31.7%	Yes		
						Fishpaw	Jarrett	Business Analyst	No	5	5,865	20,774	28.2%	Yes		
						Cole	Curtis	Manager	No	5	4,500	20,774	21.7%	No		
						Sweeney	Matt	Chemist/Biologist	No	5	1,988	20,774	9.6%	No		
						Carlson	Nancy M.	Realtor	No	5	1,839	20,774	8.9%	No		
		Los Altos Hills	CITY COUNCIL		Full	Waldeck	Gary C.	Retired Aerospace Executive	No	3	2,074	5,820	35.6%	Yes		
						Radford	John	Executive/Entrepreneur	No	3	2,009	5,820	34.5%	Yes		
						Sherlock	Joan	Director of Marketing	No	3	1,737	5,820	29.8%	No		
		Los Gatos	CITY COUNCIL		Full	McNutt	Diane	Los Gatos Town Councilmember	Yes	4	6,860	24,602	27.9%	Yes		
						Pirzynski	Joe	Los Gatos Councilmember	Yes	4	6,701	24,602	27.2%	Yes		
						Leonardis	Steven	Small Business Owner	No	4	6,353	24,602	25.8%	Yes		
						Glickman	Judy	Community Volunteer	No	4	4,688	24,602	19.1%	No		
		Milpitas	CITY COUNCIL		Full	Gomez	Armando	Councilmember, City of Milpitas	Yes	8	5,323	23,378	22.8%	Yes		
						Polanski	Althea	Councilmember	Yes	8	3,691	23,378	15.8%	Yes		
						Montano	Carmen	Educator/Teacher	No	8	3,631	23,378	15.5%	No		
						Mendizabal	Nancy	Construction Inspector	No	8	2,895	23,378	12.4%	No		
						Ferguson	Bill	Information Technology Manager	No	8	2,372	23,378	10.1%	No		
						Windisch	Robert	Small Business Owner	No	8	2,073	23,378	8.9%	No		
						Roope	Gary	Logistics Supervisor	No	8	1,765	23,378	7.5%	No		
						Winters	Byron	Senior Engineering Technician	No	8	1,628	23,378	7.0%	No		
						MAYOR	Full	Esteves	Jose "Joe"	Engineer/Manager/Businessman	No	4	6,266	14,708	42.6%	Yes
								Giordano	Debbie	Councilmember/Businesswoman	No	4	4,098	14,708	27.9%	No
								McHugh	Pete "Primo"	City Councilmember, City of Milpitas	No	4	3,529	14,708	24.0%	No
		Means	Rob	Electric Vehicle Entrepreneur	No			4	815	14,708	5.5%	No				
		Monte Sereno	CITY COUNCIL		Full	Rogers	Curtis	Parent/Businessperson	No	5	926	3,780	24.5%	Yes		
						Craig	Burton	Chief Technology Officer	No	5	924	3,780	24.4%	Yes		
						Angstandig	Marshall W.	Appointed Councilmember	No	5	891	3,780	23.6%	Yes		
Yamamoto	Toni Gouveia					Business Owner/CPA	No	5	545	3,780	14.4%	No				
Perry	Don					Monte Sereno City Councilmember/Realtor	Yes	5	494	3,780	13.1%	No				

TABLE 2.1 VOTE TOTALS FOR CITY OFFICE CANDIDATES BY COUNTY AND ELECTION DATE, 2010

COUNTY	DATE	CITY	OFFICE	DIS-TRICT/ SEAT	TERM OF OFFICE	CANDIDATE'S LAST NAME	CANDIDATE'S FIRST NAME	CANDIDATE'S BALLOT DESIGNATION	IN- CUM- BENT	NUMBER OF CAN- DIDATES	VOTES FOR CAN- DIDATE	TOTAL VOTES CAST ¹	PER- CENT OF VOTE	ELECT- ED
SANTA CLARA (continued)	11/2/2010	Morgan Hill	CITY COUNCIL		Full	Constantine	Rich	Firefighter	No	8	4,126	18,068	22.8%	Yes
						Siebert	Gordon	Civil Engineer	No	8	3,043	18,068	16.8%	Yes
						Schmidt	Lee	Businessman	No	8	2,727	18,068	15.1%	No
						Galloway	Ken	Project Manager	No	8	2,141	18,068	11.8%	No
						Moreno	Rick G.	Business Owner	No	8	2,072	18,068	11.5%	No
						Castelan	Michael A.	Retired	No	8	1,408	18,068	7.8%	No
						Mounteer	David Gene	For-Profit School Administrator	No	8	1,387	18,068	7.7%	No
						Carrillo	Joseph	Handyman/Entrepreneur	No	8	1,164	18,068	6.4%	No
						MAYOR	Full	Tate	Steve	Mayor, City of Morgan Hill	Yes	3	5,991	11,322
		College	Art	Teacher/Educator	No	3	3,353	11,322	29.6%	No				
		Lee	Marby	Councilmember/Business Owner	Yes	3	1,978	11,322	17.5%	No				
		Mountain View	CITY COUNCIL	Full	Abe-Koga	Margaret	Councilmember/Mother	Yes	6	12,284	45,208	27.2%	Yes	
					Bryant	Ronit	Incumbent	Yes	6	10,325	45,208	22.8%	Yes	
					Siegel	Jac	Incumbent	Yes	6	9,349	45,208	20.7%	Yes	
					Waylonis	Daniel Brian	Software Engineer	No	6	5,725	45,208	12.7%	No	
					David	Greg	Entrepreneur	No	6	4,588	45,208	10.1%	No	
					Jabbari	Aaron	Account Executive	No	6	2,937	45,208	6.5%	No	
		San Jose	CITY COUNCIL	5	Full	Campos	Xavier	Non Profit Boardmember	No	2	5,218	10,065	51.8%	Yes
Carrasco	Magdalena					Family/Child Advocate	No	2	4,847	10,065	48.2%	No		
7	Full			Nguyen	Madison	Councilmember, District 7	Yes	2	7,625	14,035	54.3%	Yes		
				Duong	Minh	Small Business Owner	No	2	6,410	14,035	45.7%	No		
9	Full			Rocha	Donald	Governing Board Member, Cambrian SD	No	2	15,549	24,688	63.0%	Yes		
				Pegram	Larry	Financial Planner/Businessman	No	2	9,139	24,688	37.0%	No		
Santa Clara	CITY COUNCIL	2	Full	Kolstad	Patrick	Retired Police Sergeant	No	2	12,962	23,952	54.1%	Yes		
				Nadeem	M.	Professor of Business	No	2	10,990	23,952	45.9%	No		
		5	Full	Mahan	Patricia	Mayor/Attorney	No	2	13,540	24,062	56.3%	Yes		
				O'Neill	Teresa	Businesswoman	No	2	10,522	24,062	43.7%	No		
		MAYOR	Full	Matthews	Jamie L.	Santa Clara Councilmember/Administrator	No	2	15,258	24,055	63.4%	Yes		
				Stampolis	Chris	Gov Brd Member, West Valley-Mission CCD	No	2	8,797	24,055	36.6%	No		
Saratoga	CITY COUNCIL	Full	Page	Chuck	Incumbent	Yes	6	6,167	28,556	21.6%	Yes			
			Hunter	Jill	Incumbent	Yes	6	5,169	28,556	18.1%	Yes			
			Lo	Emily	Business Owner	No	6	4,889	28,556	17.1%	Yes			
			Zhao	Yan	Engineer/Planning Commissioner	No	6	4,740	28,556	16.6%	No			
			Grover	Pragati	School Board Member	No	6	4,219	28,556	14.8%	No			
			Kirk	Nancy	Community Volunteer	No	6	3,372	28,556	11.8%	No			

TABLE 2.1 VOTE TOTALS FOR CITY OFFICE CANDIDATES BY COUNTY AND ELECTION DATE, 2010

COUNTY	DATE	CITY	OFFICE	DIS-TRICT/ SEAT	TERM OF OFFICE	CANDIDATE'S LAST NAME	CANDIDATE'S FIRST NAME	CANDIDATE'S BALLOT DESIGNATION	IN- CUM- BENT	NUMBER OF CAN- DIDATES	VOTES FOR CAN- DIDATE	TOTAL VOTES CAST ¹	PER- CENT OF VOTE	ELECT- ED			
SANTA CRUZ	11/2/2010	Capitola	CITY COUNCIL		Full	Termini	Michael	Electrical Contractor	Yes	4	2,289	8,225	27.8%	Yes			
						Harlan	Stephanie	Registered Nurse	Yes	4	2,218	8,225	27.0%	Yes			
						Storey	Sam	Incumbent	Yes	4	2,124	8,225	25.8%	Yes			
						Begun	Robert "Bob"	Capitola City Councilmember	No	4	1,571	8,225	19.1%	No			
		Santa Cruz	CITY COUNCIL		Full	Bryant	Hilary	Small Business Owner	Yes	8	11,666	51,797	22.5%	Yes			
						Robinson	Lynn	Garden Designer/Councilmember	Yes	8	11,238	51,797	21.7%	Yes			
						Terrazas	David	Transit Manager/Attorney	Yes	8	10,503	51,797	20.3%	Yes			
						Pomerantz	Ron	Firefighter, Retired	No	8	6,713	51,797	13.0%	No			
						Moon	Kevin	Small Business Owner	No	8	5,319	51,797	10.3%	No			
						Foster	David	Housing Planner	No	8	4,109	51,797	7.9%	No			
						Pleich	Steve	Grant Writer	No	8	1,248	51,797	2.4%	No			
						Ceballos	Gus	Executive Assistant	No	8	810	51,797	1.6%	No			
		Watsonville	CITY COUNCIL		3	Full	Neighbors	William "Bill"	Retired	Yes	1	945	999	94.6%	Yes		
							4	Full	Montesino	Eduardo	Father/Bus Driver	Yes	3	648	1,552	41.8%	Yes
									Rivera	Nick	Volunteer Coordinator	No	3	468	1,552	30.2%	No
									Corley	Marty	Plant Manager	No	3	423	1,552	27.3%	No
							5	Full	Dodge	Daniel	Paralegal	Yes	2	471	830	56.7%	Yes
									Gonzalez	Gabriel	Businessman/Parent	No	2	354	830	42.7%	No
							7	Full	Billich	Nancy A.	Council Member/Educator	Yes	1	1,705	1,780	95.8%	Yes
SHASTA	11/2/2010	Anderson	CITY COUNCIL		Full	Day	John	Registered Nurse/Paramedic	No	3	1,176	3,294	35.7%	Yes			
						Hopkins	Debe	Business Owner	No	3	1,068	3,294	32.4%	Yes			
						Webster	Keith	Incumbent	Yes	3	1,022	3,294	31.0%	No			
		Redding	CITY CLERK		Full	Mize	Pamela	Appointed City Clerk	No	1	22,081	22,467	98.3%	Yes			
						CITY COUNCIL	Bosetti	Rick	Council Member	Yes	10	14,349	80,848	17.7%	Yes		
							Sullivan	Francie	Community Volunteer	No	10	12,221	80,848	15.1%	Yes		
							Jones	Patrick Henry	Redding Councilman	Yes	10	12,152	80,848	15.0%	Yes		
							Murray	Ken	Realtor	No	10	10,319	80,848	12.8%	No		
							Cadd	Gary	Retired Chemical Operator	No	10	9,909	80,848	12.3%	No		
							Speer	Sandra	Human Resources Director	No	10	9,264	80,848	11.5%	No		
							Hobson	Steve	Businessman	No	10	4,458	80,848	5.5%	No		
							Reit	John	Appraiser Real Estate	No	10	3,192	80,848	3.9%	No		
							Saechao	Sou	Employment Program Advisor	No	10	3,137	80,848	3.9%	No		
							Kirk	Donald L.	Street Minister	No	10	1,692	80,848	2.1%	No		

TABLE 2.1 VOTE TOTALS FOR CITY OFFICE CANDIDATES BY COUNTY AND ELECTION DATE, 2010

COUNTY	DATE	CITY	OFFICE	DIS-TRICT/ SEAT	TERM OF OFFICE	CANDIDATE'S LAST NAME	CANDIDATE'S FIRST NAME	CANDIDATE'S BALLOT DESIGNATION	IN- CUM- BENT	NUMBER OF CAN- DIDATES	VOTES FOR CAN- DIDATE	TOTAL VOTES CAST ¹	PER- CENT OF VOTE	ELECT- ED			
SIERRA	11/2/2010	Loyalton	CITY COUNCIL		Full	Whitley	Pat	Sierra County Supervisor	No	3	199	506	39.3%	Yes			
						Beard	Jim	No Ballot Designation	No	3	156	506	30.8%	Yes			
						Hudson	Mike	No Ballot Designation	Yes	3	147	506	29.1%	No			
						Short	Mitchell	Brooks	No Ballot Designation	No	1	269	287	93.7%	Yes		
SISKIYOU	6/8/2010	Dunsmuir	CITY COUNCIL		Full	Steele	Ed	General Building Contractor	No	2	353	447	79.0%	Yes			
						Wilde	Leslie Truly	Business Woman	No	2	89	447	19.9%	No			
						Yreka	CITY COUNCIL	Full	Mercier	John	Small Business Owner	No	5	1,483	5,172	28.7%	Yes
									Bicego	Robert	Attorney/Yreka Firefighter	No	5	1,409	5,172	27.2%	Yes
									McNeil	Rory	Incumbent	Yes	5	844	5,172	16.3%	Yes
	Foster	Bryan	Building Contractor	No	5				769	5,172	14.9%	No					
	11/2/2010	Dunsmuir	CITY COUNCIL		Full	Steele	Ed	Incumbent	Yes	7	354	1,990	17.8%	Yes			
						Raine	Chris	Business Owner	No	7	326	1,990	16.4%	Yes			
						Dolf	Diane	Retired Administrative Assistant	No	7	284	1,990	14.3%	Yes			
						DuPertuis	Cherie	Appointed Incumbent	Yes	7	271	1,990	13.6%	No			
						Wofford	Maralee	Retired Business Owner	No	7	265	1,990	13.3%	No			
						Neubauer	Nancy	Appointed Incumbent	No	7	235	1,990	11.8%	No			
						Wilde	Leslie	Business Owner	No	7	226	1,990	11.4%	No			
						CITY COUNCIL ^R	1	Short	Steele	Arlis O.	Retired Military	No	2	393	623	63.1%	Yes
									Lowenthal	Justin	No Ballot Designation	No	2	200	623	32.1%	No
	Etna		CITY COUNCIL		2	Short	Mitchell	Nick	Businessman	No	1	444	518	85.7%	Yes		
							Full	Martin	Jay A.	No Ballot Designation	No	5	189	763	24.8%	Yes	
								Prather	Bob	No Ballot Designation	No	5	180	763	23.6%	Yes	
								Stein	David A.	Appointed Incumbent	No	5	171	763	22.4%	Yes	
Bury								Jean M. R.	No Ballot Designation	No	5	155	763	20.3%	No		
Russell	William	No Ballot Designation	No	5	55	763	7.2%	No									
Mt. Shasta		CITY COUNCIL		Full	Moore	Tom	Business Manager/Owner	No	3	919	2,088	44.0%	Yes				
					Stearns	Tim	Incumbent	Yes	3	703	2,088	33.7%	Yes				
					McCoy	Roslyn	No Ballot Designation	No	3	433	2,088	20.7%	No				
Tulelake		CITY CLERK		Full	Cordonier	Joe	Incumbent	Yes	2	93	180	51.7%	Yes				
					Crowell	Johnnie D.	No Ballot Designation	No	2	86	180	47.8%	No				

^RTo be elected if recall measure passes.

TABLE 2.1 VOTE TOTALS FOR CITY OFFICE CANDIDATES BY COUNTY AND ELECTION DATE, 2010

COUNTY	DATE	CITY	OFFICE	DIS-TRICT/ SEAT	TERM OF OFFICE	CANDIDATE'S LAST NAME	CANDIDATE'S FIRST NAME	CANDIDATE'S BALLOT DESIGNATION	IN- CUM- BENT	NUMBER OF CAN- DIDATES	VOTES FOR CAN- DIDATE	TOTAL VOTES CAST ¹	PER- CENT OF VOTE	ELECT- ED	
SISKIYOU (continued)	11/2/2010	Tulelake	CITY COUNCIL		Full	Carroll	Dar	Incumbent	Yes	5	95	447	21.3%	Yes	
						McCloud	Donald K.	Appointed Incumbent	Yes	5	95	447	21.3%	Yes	
						Cordonier	Tom	No Ballot Designation	No	5	93	447	20.8%	Yes	
						Marcillac	Richard	Incumbent	Yes	5	91	447	20.4%	No	
						Garland	James	Newspaper Publisher Editor	No	5	49	447	11.0%	No	
			CITY TREASURER		Full	Bunch	Elona	Incumbent	Yes	3	63	173	36.4%	No	
		Keiser				Kim	No Ballot Designation	No	3	63	173	36.4%	No		
		Barnhart				Paula	Substitute Instructional Assistant	No	3	47	173	27.2%	No		
			Weed	CITY COUNCIL		Full	Palfini	Ken	Business Professional	No	5	452	1,731	26.1%	Yes
		Broomfield					Jerry	Incumbent	Yes	5	391	1,731	22.6%	Yes	
		Pearce					Dave	Incumbent	Yes	5	365	1,731	21.1%	Yes	
		Sartor					Leo G.	Incumbent	Yes	5	301	1,731	17.4%	No	
		Butler					Brendan	No Ballot Designation	No	5	202	1,731	11.7%	No	
		SOLANO	11/2/2010	Dixon	CITY COUNCIL		Full	Bogue	Thom	Local Businessman	No	4	2,848	8,075	35.3%
Besneatte	Dane A.							Incumbent	Yes	4	2,118	8,075	26.2%	Yes	
Cayler	Kay Fulfs							Appointed Incumbent	No	4	1,806	8,075	22.4%	No	
McCaffrey, Sr.	Philip R.							Community College Trustee	No	4	1,264	8,075	15.7%	No	
	Rio Vista			CITY COUNCIL		Full	Boulware	Connie	Community Volunteer	No	6	1,561	5,791	27.0%	Yes
Kogler							Fred	Manufacturing Development Engineer	No	6	1,216	5,791	21.0%	Yes	
Lamb							Steve	Retired Building Official	No	6	1,033	5,791	17.8%	No	
Durman							Bernie	Retired Engineering Manager	No	6	791	5,791	13.7%	No	
Roos							Don	State Lead Operator	No	6	667	5,791	11.5%	No	
McCracken							James	Retired Logisitics Specialist	No	6	505	5,791	8.7%	No	
	Suisun			CITY COUNCIL		Full	Day	Jane	Vice-Mayor/Business Owner	Yes	5	3,080	10,685	28.8%	Yes
Hudson							Mike	Suisin City Councilmember/Businessman	Yes	5	2,409	10,685	22.5%	Yes	
Wilson							Lori	Nonprofit Program Coordinator	No	5	2,101	10,685	19.7%	No	
Cain							Brian E.	Telecommunications Specialist	No	5	1,575	10,685	14.7%	No	
Spering							Don	Planning Commissioner/Businessman	No	5	1,499	10,685	14.0%	No	
				MAYOR		Full	Sanchez	Pete	Suisin City Mayor	Yes	3	4,107	6,395	64.2%	Yes
Segala							Michael A.	Local Businessman/Councilmember	No	3	1,573	6,395	24.6%	No	
					Kingeter	Charles	Artist	No	3	696	6,395	10.9%	No		

TABLE 2.1 VOTE TOTALS FOR CITY OFFICE CANDIDATES BY COUNTY AND ELECTION DATE, 2010

COUNTY	DATE	CITY	OFFICE	DIS-TRICT/ SEAT	TERM OF OFFICE	CANDIDATE'S LAST NAME	CANDIDATE'S FIRST NAME	CANDIDATE'S BALLOT DESIGNATION	IN- CUM- BENT	NUMBER OF CAN- DIDATES	VOTES FOR CAN- DIDATE	TOTAL VOTES CAST¹	PER- CENT OF VOTE	ELECT- ED
SOLANO (continued)	11/2/2010	Vacaville	CITY COUNCIL		Full	Hunt	Curtis	Appointed Incumbent	No	8	9,850	42,745	23.0%	Yes
						Mashburn	Mitch	Law Enforcement Administrator	No	8	9,005	42,745	21.1%	Yes
						Fortney	Michael	Businessman	No	8	8,430	42,745	19.7%	No
						Higgins	Carolyn	Business Owner	No	8	4,469	42,745	10.5%	No
						Everett	Judy	Doctoral Student/Consultant	No	8	3,195	42,745	7.5%	No
						Flores, IV	Richard	Father	No	8	2,999	42,745	7.0%	No
						Hernandez	Manuel V.	Business Owner	No	8	2,567	42,745	6.0%	No
						Henthorn	Alex	Community Services Commissioner	No	8	2,076	42,745	4.9%	No
			MAYOR		Full	Hardy	Steve	State Department Director	No	2	12,534	24,818	50.5%	Yes
						Harris	Dilenna	Nonprofit Director/Councilmember	No	2	12,109	24,818	48.8%	No
			Cloverdale	CITY COUNCIL	Full	Palla	Joseph J.	Incumbent	Yes	5	1,793	6,798	26.4%	Yes
						Russell	Carol	Incumbent	Yes	5	1,599	6,798	23.5%	Yes
						Maacks	Mike	Investigator	No	5	1,241	6,798	18.3%	Yes
						Pardini-Plass	Gail C.	Insurance Agent	No	5	1,103	6,798	16.2%	No
						Raymond	Jessalee	Incumbent	Yes	5	1,042	6,798	15.3%	No
				CITY TREASURER	Full	Dailey	Robert P.	Incumbent	Yes	1	2,148	2,230	96.3%	Yes
			Cotati	CITY COUNCIL	Full	Gilardi	Pat	Cotati City Councilwoman	Yes	3	1,683	4,175	40.3%	Yes
						Landman	Mark	Appointed City Councilmember	No	3	1,658	4,175	39.7%	Yes
						Barich	George	Licensed Electrical Contractor	No	3	816	4,175	19.5%	No
			Healdsburg	CITY COUNCIL	Full	Wood	Jim	Councilmember	Yes	3	3,250	6,771	48.0%	Yes
						Jones	Susan E.	Retired Police Chief	No	3	2,623	6,771	38.7%	Yes
						Fabian	Rosie	Claims Adjuster	No	3	888	6,771	13.1%	No
					Short	Babb	Stephen R.	Retired Fire Captain	No	3	1,489	4,188	35.6%	Yes
	Strong	Loretta Petersen			Financial Advisor	No	3	1,409	4,188	33.6%	No			
	McCaffery	Shaun F.			Mechanical Engineer	No	3	1,283	4,188	30.6%	No			
Petaluma	CITY COUNCIL	Full	Harris	Mike	Executive Businessman, Councilmember	Yes	9	10,750	55,898	19.2%	Yes			
			Barrett	Teresa	City Councilmember	Yes	9	8,315	55,898	14.9%	Yes			
			Albertson	Chris	Retired Fire Chief	No	9	7,419	55,898	13.3%	Yes			
			Davies	Jason E.	VP Business Development	No	9	6,719	55,898	12.0%	No			
			Kearney	Gabe	Emergency Preparedness Coordinator	No	9	6,697	55,898	12.0%	No			
			Johnson	Ray	Retired Business Executive	No	9	6,419	55,898	11.5%	No			
			Nau	Karen	Preschool Teacher/Parent	No	9	6,356	55,898	11.4%	No			
			Bunker	Wyatt C.	Chemical Engineer	No	9	2,723	55,898	4.9%	No			
			Bellefeuille	J. Ray	No Ballot Designation	No	9	446	55,898	0.8%	No			

TABLE 2.1 VOTE TOTALS FOR CITY OFFICE CANDIDATES BY COUNTY AND ELECTION DATE, 2010

COUNTY	DATE	CITY	OFFICE	DIS-TRICT/ SEAT	TERM OF OFFICE	CANDIDATE'S LAST NAME	CANDIDATE'S FIRST NAME	CANDIDATE'S BALLOT DESIGNATION	IN- CUM- BENT	NUMBER OF CAN- DIDATES	VOTES FOR CAN- DIDATE	TOTAL VOTES CAST ¹	PER- CENT OF VOTE	ELECT- ED
SONOMA	11/2/2010	Petaluma	MAYOR		Full	Glass	David	Petaluma Vice Mayor	No	4	10,612	21,626	49.1%	Yes
						Mayne	Jeff	Small Business Owner	No	4	9,260	21,626	42.8%	No
						Kilgore	Chris	Feed Store Manager	No	4	1,333	21,626	6.2%	No
						Lickter	Jezra Johnson	Computer Software Developer	No	4	381	21,626	1.8%	No
	Rohnert Park	CITY COUNCIL		Full	Stafford	Pam	Business Owner/Councilmember	Yes	6	5,507	20,321	27.1%	Yes	
					Ahanotu	Amy O.	Planning Commissioner Businessperson	No	6	4,828	20,321	23.8%	Yes	
					Borba	John	Business Owner/Attorney	No	6	4,487	20,321	22.1%	No	
					Leivo	Carl	Financial Researcher	No	6	3,220	20,321	15.8%	No	
					Rosevear	Jack	No Ballot Designation	No	6	1,161	20,321	5.7%	No	
					Schwanke	Roger L.	No Ballot Designation	No	6	1,073	20,321	5.3%	No	
	Santa Rosa	CITY COUNCIL		Full	Gorin	Susan	Mayor, City of Santa Rosa	Yes	7	26,591	125,459	21.2%	Yes	
					Ours	Jake	Economic Development Consultant	No	7	21,508	125,459	17.1%	Yes	
					Bartley	Scott	Architect/Small Businessman	No	7	20,811	125,459	16.6%	Yes	
					Jacobi	Veronica	Councilwoman/Professional Engineer	Yes	7	19,494	125,459	15.5%	No	
					Haenel	Larry	Retired Teacher	No	7	18,829	125,459	15.0%	No	
					Hernandez	Juan M.	Businessman	No	7	13,518	125,459	10.8%	No	
					Schaefer	Joanna M.	No Ballot Designation	No	7	4,520	125,459	3.6%	No	
	Sebastopol	CITY COUNCIL		Full	Gurney	Sarah Glade	Business Owner/Mayor	Yes	6	2,574	8,836	29.1%	Yes	
					Kyes	Michael	Energy Consultant	No	6	1,616	8,836	18.3%	Yes	
					Slyater	Patrick	Architect	No	6	1,567	8,836	17.7%	Yes	
					Basso	Ronald	Entrepreneur/Business Owner	No	6	1,282	8,836	14.5%	No	
					Shea	Maureen Ann	Businesswoman/Volunteer	No	6	1,271	8,836	14.4%	No	
					Fernald	Colleen Shea	Sustainability Consultant/Artist	No	6	517	8,836	5.9%	No	
	Sonoma	CITY COUNCIL		Full	Barbose	Steve	Attorney/Mediator	Yes	7	2,771	11,872	23.3%	Yes	
					Brown	Ken	Council Member	Yes	7	2,696	11,872	22.7%	Yes	
					Rouse	Tom	Sales Executive	No	7	1,717	11,872	14.5%	Yes	
					Cook	David	Business Owner	No	7	1,352	11,872	11.4%	No	
					Castrone	Antoinette L.	Manager, Non-Profit Organization	No	7	1,259	11,872	10.6%	No	
Gillaspie					Mike	Human Resources Manager	No	7	1,099	11,872	9.3%	No		
Martin					Fred	Retired Businessman	No	7	972	11,872	8.2%	No		
Windsor	CITY COUNCIL		Full	Salmon	Sam	Mayor, Town of Windsor	Yes	3	6,001	16,312	36.8%	Yes		
				Allen	Steve	Civil Engineer/Vice-Mayor	Yes	3	5,360	16,312	32.9%	Yes		
				Goble	Robin	Councilmember	Yes	3	4,840	16,312	29.7%	Yes		

TABLE 2.1 VOTE TOTALS FOR CITY OFFICE CANDIDATES BY COUNTY AND ELECTION DATE, 2010

COUNTY	DATE	CITY	OFFICE	DIS-TRICT/ SEAT	TERM OF OFFICE	CANDIDATE'S LAST NAME	CANDIDATE'S FIRST NAME	CANDIDATE'S BALLOT DESIGNATION	IN- CUM- BENT	NUMBER OF CAN- DIDATES	VOTES FOR CAN- DIDATE	TOTAL VOTES CAST ¹	PER- CENT OF VOTE	ELECT- ED
STANISLAUS	8/24/2010	Hughson	CITY COUNCIL ^R	1	Short	Carr	George R.	Telecommunication Technical Analyst	No	2	651	1,020	63.8%	Yes
						Oseguera	Miguel	Planning Commissioner/Firefighter	No	2	366	1,020	35.9%	No
				2	Short	Young	Jeremy	Police Sergeant	No	2	712	1,026	69.4%	Yes
						Houx	Gary N.	Facilities Manager	No	2	306	1,026	29.8%	No
				3	Short	Silva	Jill Ferriera	Probation Officer	No	2	894	1,049	85.2%	Yes
						Gonzales	Billy	Sales Person	No	2	154	1,049	14.7%	No
	11/2/2010	Hughson	CITY COUNCIL	Full	Beekman	Matt	Business Owner	No	4	1,037	2,897	35.8%	Yes	
					Carr	George	Telecommunication Technical Analyst	No	4	790	2,897	27.3%	Yes	
					Oseguera	Miguel	Pharmacy Technician/Firefighter	No	4	554	2,897	19.1%	No	
					Gonzales	Billy	Sales Person	No	4	490	2,897	16.9%	No	
				MAYOR	Full	Bawanan	Ramon	Incumbent	Yes	1	1,374	1,483	92.7%	Yes
		Newman	CITY COUNCIL	Full	Hutchins	Donald V.	Retired Police Chief	No	3	1,136	2,653	42.8%	Yes	
					Candea	Nicholas	Appointed Incumbent	No	3	940	2,653	35.4%	Yes	
					Korsgaard	Keith J.	Retired	No	3	535	2,653	20.2%	No	
				MAYOR	Full	Katen	Ed	Incumbent	Yes	1	1,455	1,603	90.8%	Yes
		Oakdale	CITY COUNCIL	Full	Howard	Jason	Small Business Owner	No	5	2,174	8,715	24.9%	Yes	
					Brennan	Michael Patrick	Educator/Artist	Yes	5	1,749	8,715	20.1%	Yes	
					Murray	Michael	City Treasurer	No	5	1,740	8,715	20.0%	No	
					Kanno	John A.E.	Master Electrician	No	5	1,548	8,715	17.8%	No	
					Camp	Bill	Retired Newspaper Publisher	No	5	1,482	8,715	17.0%	No	
						MAYOR	Full	Paul	Pat	No Ballot Designation	No	2	2,911	5,588
Patterson		CITY COUNCIL	Full	Cuellar, Jr.	Eusebio "Sam"	Incumbent	Yes	5	1,614	6,209	26.0%	Yes		
				Novelli	Deborah M.	Local Business Owner	No	5	1,550	6,209	25.0%	Yes		
				Buehner	Larry K.	Local Business Owner	No	5	1,297	6,209	20.9%	No		
	Leonard			James	Public Information Officer	No	5	1,252	6,209	20.2%	No			
	Lustgarten			Sheree	No Ballot Designation	No	5	485	6,209	7.8%	No			
					MAYOR	Full	Molina	Luis I.	Trustee, Stanislaus County Board of Ed.	No	2	1,961	3,593	54.6%
				Full	Smith	Annette	Patterson Councilmember	No	2	1,608	3,593	44.8%	No	

^RTo be elected if recall measure passes.

TABLE 2.1 VOTE TOTALS FOR CITY OFFICE CANDIDATES BY COUNTY AND ELECTION DATE, 2010

COUNTY	DATE	CITY	OFFICE	DIS- TRICT/ SEAT	TERM OF OFFICE	CANDIDATE'S LAST NAME	CANDIDATE'S FIRST NAME	CANDIDATE'S BALLOT DESIGNATION	IN- CUM BENT	NUMBER OF CAN- DIDATES	VOTES FOR CAN- DIDATE	TOTAL VOTES CAST ¹	PER- CENT OF VOTE	ELECT- ED
STANISLAUS (continued)	11/2/2010	Riverbank	CITY COUNCIL		Full	O'Brien	Richard	Businessman/Business Owner	No	9	2,309	7,713	29.9%	Yes
						Nygaard	Dorothy J. "Doty"	Registered Nurse	No	9	1,343	7,713	17.4%	Yes
						Tucker	Jeanine D.	Court Operations Manager	No	9	985	7,713	12.8%	No
						Nobert	Allison Marie	Attorney at Law	No	9	870	7,713	11.3%	No
						Salim	Nadine	Attorney	No	9	694	7,713	9.0%	No
						King	Laurence C. "Larry"	Business Owner	No	9	480	7,713	6.2%	No
						McGinnis	Ric	Media Specialist/Photographer	No	9	438	7,713	5.7%	No
						Hernandez	Israel	No Ballot Designation	No	9	405	7,713	5.3%	No
		Krick	Keenon J.	Program Coordinator	No	9	146	7,713	1.9%	No				
		Turlock	CITY COUNCIL		Full	DeHart, Jr.	William W.	Director of Marketing	No	7	4,555	25,392	17.9%	Yes
						White	Forrest J.	Retired CEO	No	7	4,552	25,392	17.9%	Yes
						LaVelle	Timm	Business Owner	No	7	4,356	25,392	17.2%	No
						Fransen, Jr.	David	Business Owner	No	7	4,034	25,392	15.9%	No
						Rocha	Jeremy	Agribusinessman	No	7	3,419	25,392	13.5%	No
Barlow	Shawn L.					Criminal Prosecutor	No	7	2,375	25,392	9.4%	No		
Noda	Patrick					Businessman	No	7	1,974	25,392	7.8%	No		
	MAYOR		Full	Lazar	John	Mayor of Turlock	Yes	1	12,673	13,383	94.7%	Yes		
SUTTER	11/2/2010	Live Oak	CITY COUNCIL		Full	Alvarado	Steve	Family Business Owner	No	3	938	2,307	40.7%	Yes
						Hodges	Diane	Incumbent	Yes	3	748	2,307	32.4%	Yes
						Clark	Felicity	Planning Commissioner	No	3	600	2,307	26.0%	Yes
		Yuba City	CITY COUNCIL		Full	McBride	Leslie	Incumbent	Yes	4	9,040	33,149	27.3%	Yes
						Buckland	John Mark	Retired Police Lieutenant	No	4	8,547	33,149	25.8%	Yes
						Maan	Tej	Incumbent	Yes	4	7,741	33,149	23.4%	Yes
						Gill	Kash	Incumbent	Yes	4	7,692	33,149	23.2%	No
TEHAMA	11/2/2010	Corning	CITY COUNCIL		Full	Lopez	Jesse H.	Manager	No	6	587	2,688	21.8%	Yes
						Dickison	Darlene	Retired City Clerk	No	6	468	2,688	17.4%	Yes
						Bowen	Genevieve L.	Retired Administrative Assistant	No	6	454	2,688	16.9%	No
						Richards	John D.	Construction Estimator	No	6	429	2,688	16.0%	No
						Poisson	Melodie	Business Owner/Teacher	No	6	405	2,688	15.1%	No
						Prather	Ken	Retired Business Manager	No	6	341	2,688	12.7%	No
							MAYOR		Full	Strack	Gary R.	Retired Breadman	Yes	2
						Cofer	Dean	Retired Business Owner	No	2	700	1,516	46.2%	No

TABLE 2.1 VOTE TOTALS FOR CITY OFFICE CANDIDATES BY COUNTY AND ELECTION DATE, 2010

COUNTY	DATE	CITY	OFFICE	DIS-TRICT/ SEAT	TERM OF OFFICE	CANDIDATE'S LAST NAME	CANDIDATE'S FIRST NAME	CANDIDATE'S BALLOT DESIGNATION	IN- CUM- BENT	NUMBER OF CAN- DIDATES	VOTES FOR CAN- DIDATE	TOTAL VOTES CAST ¹	PER- CENT OF VOTE	ELECT- ED		
TEHAMA (continued)	11/2/2010	Red Bluff	CITY COUNCIL		Full	Jackson	Daniele	Educator	No	8	1,440	8,051	17.9%	Yes		
						Brown	Wayne	Incumbent	Yes	8	1,349	8,051	16.8%	Yes		
						Schmid	Robert	Business Owner/Contractor	No	8	1,148	8,051	14.3%	Yes		
						Moyer	Jeffrey M.	Incumbent	Yes	8	857	8,051	10.6%	No		
						Byrne	James E. "Jim"	Incumbent	Yes	8	833	8,051	10.3%	No		
						Morehouse	Tim	Business Consultant	No	8	826	8,051	10.3%	No		
						Stevens	Larry	Retired Businessman	No	8	803	8,051	10.0%	No		
						Durrer	Joseph S.	Real Estate Broker	No	8	771	8,051	9.6%	No		
TULARE	6/8/2010	Porterville	CITY COUNCIL		Full	Shelton	Greg	Self-Employed	No	9	1,636	8,311	19.7%	Yes		
						McCracken	Pete V.	City Council Member	Yes	9	1,492	8,311	18.0%	Yes		
						Simonich	John	Retired	No	9	1,295	8,311	15.6%	No		
						Martinez	Felipe A.	Insurance Agent	Yes	9	1,010	8,311	12.2%	No		
						Saleh	Taha	Businessman	No	9	878	8,311	10.6%	No		
						Martin	Rodney	No Ballot Designation	No	9	788	8,311	9.5%	No		
						Patino, Jr.	Edward	Behavior Intervention Specialist	No	9	557	8,311	6.7%	No		
						Carrillo	Jesse J.	Student	No	9	463	8,311	5.6%	No		
						Cable	Shawn	No Ballot Designation	No	9	179	8,311	2.2%	No		
						11/2/2010	Dinuba	CITY COUNCIL		2	Full	Hinesly	Janet C.	Retired Assistant Sheriff	No	1
	Harness	Scott	Businessman	No	4							207	497	41.6%	Yes	
	Longoria	Armando	Business Owner	No	4							118	497	23.7%	No	
	Medina	Salvador	Business Owner	No	4							111	497	22.3%	No	
	Rivera, Sr.	Joe T.	Retired Marine	No	4							61	497	12.3%	No	
	Exeter	CITY COUNCIL		Full	4		Full	Gonzalez	Aldo	Fire Fighter	No	2	441	726	60.7%	Yes
								Carreon	Mark	Construction Maintenance Worker	No	2	283	726	39.0%	No
								Macaulay	E.W. "Ted"	Incumbent	Yes	4	1,344	4,615	29.1%	Yes
								Boyce	Teresa	Appointed Incumbent	No	4	1,317	4,615	28.5%	Yes
								Allwardt	Jack	Incumbent	Yes	4	1,098	4,615	23.8%	Yes
	Garcia	Jim	No Ballot Designation	No	4	816	4,615	17.7%	No							
	CITY TREASURER		Short	Emerson	Sheri	Appointed Incumbent	No	1	1,680	1,711	98.2%	Yes				
Farmersville	CITY COUNCIL		Full		Santana	Michael A.	Traffic Control Supervisor	Yes	4	519	1,844	28.1%	Yes			
					Benavides	Leonel	Incumbent	Yes	4	479	1,844	26.0%	Yes			
					Miller	Larry D.	Detention Service Officer	No	4	467	1,844	25.3%	Yes			
					Hosier	Ann A.	Incumbent	Yes	4	363	1,844	19.7%	No			

TABLE 2.1 VOTE TOTALS FOR CITY OFFICE CANDIDATES BY COUNTY AND ELECTION DATE, 2010

COUNTY	DATE	CITY	OFFICE	DIS-TRICT/ SEAT	TERM OF OFFICE	CANDIDATE'S LAST NAME	CANDIDATE'S FIRST NAME	CANDIDATE'S BALLOT DESIGNATION	IN- CUM- BENT	NUMBER OF CAN- DIDATES	VOTES FOR CAN- DIDATE	TOTAL VOTES CAST ¹	PER- CENT OF VOTE	ELECT- ED
TULARE (continued)	11/2/2010	Tulare	CITY COUNCIL		Full	Macedo	David J.	Incumbent	Yes	4	5,269	16,229	32.5%	Yes
						Barwick	Skip	Businessman	No	4	4,648	16,229	28.6%	Yes
						Hill	Roger L.	Retired Police Chief	No	4	4,219	16,229	26.0%	No
						Cabello, Sr.	Arthur A.	Substitute Teacher	No	4	2,046	16,229	12.6%	No
TUOLUMNE	6/8/2010	Sonora	CITY COUNCIL		Full	Hawkins	Matt	Business Manager	No	4	537	1,823	29.5%	Yes
						Russell	Hank	Incumbent	Yes	4	426	1,823	23.4%	Yes
						Garaventa	Jim	Parking/Traffic Commissioner	No	4	424	1,823	23.3%	No
						Anderson	Gary S.	Incumbent	Yes	4	420	1,823	23.0%	No
VENTURA	6/8/2010	Ojai	CITY COUNCIL		Short	Blatz	Paul	Attorney at Law	No	2	1,019	1,755	58.1%	Yes
						Klaif	Leonard Jay	Attorney	No	2	710	1,755	40.5%	No
	11/2/2010	Camarillo	CITY COUNCIL		Full	Morgan	Mike	Camarillo Councilmember/Businessman	Yes	7	12,660	55,738	22.7%	Yes
						McDonald	Jeanette L. "Jan"	City Councilmember/Accountant	Yes	7	10,549	55,738	18.9%	Yes
						Craven	Charlotte	City Councilmember	Yes	7	10,499	55,738	18.8%	Yes
						Valenzano	Chris	Businessman/Emergency Manager	No	7	6,309	55,738	11.3%	No
						Schlangen	David P.	Project Manager	No	7	5,988	55,738	10.7%	No
						Villa	Roy	Real Estate Appraiser	No	7	5,605	55,738	10.1%	No
						Sharma	Puneet	Director/Lecturer	No	7	3,986	55,738	7.2%	No
						Fillmore	CITY COUNCIL		Full	Walker	Patti	Para Legal	Yes	5
	Sipes	Brian	Businessman	Yes	5					1,377	5,517	25.0%	Yes	
	Lugo	David	Sales Representative	No	5					1,060	5,517	19.2%	No	
	Hernandez	Marcoz	Maintenance Supervisor	No	5					1,040	5,517	18.9%	No	
	Grimaldo	Adrian Andrew	Student	No	5					392	5,517	7.1%	No	
	Moorpark	CITY COUNCIL		Full	Pollock	David	Incumbent	Yes	3	5,872	14,568	40.3%	Yes	
					Van Dam	Mark	Incumbent	Yes	3	5,765	14,568	39.6%	Yes	
Hoffman, III					James K.	Project Manger	No	3	2,802	14,568	19.2%	No		
	MAYOR		Full	Parvin	Janice S.	Incumbent	Yes	1	8,910	9,402	94.8%	Yes		
Ojai	CITY CLERK		Short	Burell	Cynthia A.	Appointed City Clerk	Yes	2	1,700	2,415	70.4%	Yes		
				Herbruck	Shari	Planning Building Technician	No	2	699	2,415	28.9%	No		
Ojai	CITY COUNCIL		Full	Blatz	Paul	Incumbent	Yes	6	1,697	6,740	25.2%	Yes		
				Strobel	Carlon	Retired City Clerk	Yes	6	1,433	6,740	21.3%	Yes		
				Smith	Carol B.	Incumbent	Yes	6	1,158	6,740	17.2%	Yes		
				Klaif	Leonard Jay	Attorney	No	6	1,154	6,740	17.1%	No		
				Corbin	Demitri Maurice	Theatre Educator	No	6	705	6,740	10.5%	No		
				Leary	Dennis	Retired Registered Nurse	No	6	564	6,740	8.4%	No		

TABLE 2.1 VOTE TOTALS FOR CITY OFFICE CANDIDATES BY COUNTY AND ELECTION DATE, 2010

COUNTY	DATE	CITY	OFFICE	DIS-TRICT/ SEAT	TERM OF OFFICE	CANDIDATE'S LAST NAME	CANDIDATE'S FIRST NAME	CANDIDATE'S BALLOT DESIGNATION	IN- CUM- BENT	NUMBER OF CAN- DIDATES	VOTES FOR CAN- DIDATE	TOTAL VOTES CAST ¹	PER- CENT OF VOTE	ELECT- ED		
VENTURA (continued)	11/2/2010	Oxnard	CITY COUNCIL		Full	Flynn	Tim	Teacher/College Instructor	Yes	4	15,409	50,095	30.8%	Yes		
						Ramirez	Carmen	Community Lawyer	Yes	4	14,116	50,095	28.2%	Yes		
						Maulhardt	Dean L.	Councilmember/Businessman	Yes	4	11,360	50,095	22.7%	No		
						Herrera	Andres "Andy"	Mayor Pro Tem	Yes	4	8,978	50,095	17.9%	No		
			MAYOR	Full	Holden	Thomas E.	Mayor/Optometrlist	Yes	2	23,435	32,038	73.1%	Yes			
					Sumpter	Robert L.	No Ballot Designation	No	2	8,115	32,038	25.3%	No			
			Port Hueneme	CITY COUNCIL	Full	Green	Ellis L.	Risk Manager	Yes	3	2,275	6,255	36.4%	Yes		
						Sharkey	Jon	City Councilmember	Yes	3	2,211	6,255	35.3%	Yes		
						Griffaw	Norman E.	Incumbent	Yes	3	1,675	6,255	26.8%	Yes		
			Santa Paula	CITY COUNCIL	Full	Gonzales	Robert "Bob"	Retired Police Chief	Yes	5	3,859	13,371	28.9%	Yes		
						Fernandez	Ralph J.	Incumbent	Yes	5	3,128	13,371	23.4%	Yes		
						Cook	Richard "Rick"	Retired Police Supervisor	Yes	5	2,536	13,371	19.0%	Yes		
						Ashby	Duane	Trainer/Financial Coach	No	5	2,233	13,371	16.7%	No		
						Stafford	Rita X.	Educator	No	5	1,568	13,371	11.7%	No		
			Simi Valley	CITY COUNCIL	Full	Becerra	Glen	Simi Valley Councilman/Businessman	Yes	6	17,069	60,755	28.1%	Yes		
						Judge	Mike	Police Officer	Yes	6	13,055	60,755	21.5%	Yes		
						Mashburn	Keith	Retired Fire Investigator	No	6	12,084	60,755	19.9%	No		
						Foster	Michelle S.	Hospital Marketing Director	Yes	6	10,798	60,755	17.8%	No		
						Green	Mitchell E.	Municipal Attorney	No	6	4,399	60,755	7.2%	No		
						Sandberg	Ken	Computer Systems Administrator	No	6	3,147	60,755	5.2%	No		
						MAYOR	Full	Huber	Bob	College Trustee/Businessperson	Yes	2	20,116	39,191	51.3%	Yes
								Sojka	Steve	Simi Valley Councilman/Businessman	No	2	18,788	39,191	47.9%	No
			Thousand Oaks	CITY COUNCIL	Full	Bill-De La Pena	Claudia	Councilmember/Newswriter	Yes	13	20,289	108,566	18.7%	Yes		
Fox	Andy	City Councilmember/Firefighter				Yes	13	16,896	108,566	15.6%	Yes					
Gillete	Dennis C.	City of Thousand Oaks Councilmember				Yes	13	15,014	108,566	13.8%	Yes					
Adam	Al	Financial Advisor/Commissioner				No	13	14,868	108,566	13.7%	No					
Birenbaum	Deborah B.	Educator				No	13	9,227	108,566	8.5%	No					
Adams	Thomas Scott	Independent Wine Businessman				No	13	5,313	108,566	4.9%	No					
Bride	Geoffrey	Pilot Flight Instructor				No	13	5,314	108,566	4.9%	No					
Millan	Brandon	Economic Advisor/Author				No	13	4,886	108,566	4.5%	No					
Akrey	Frank	Self Employed Businessman				No	13	4,483	108,566	4.1%	No					
Wurtzel	Michael	Businessman				No	13	3,533	108,566	3.3%	No					
Martin	Billy	Businessman/Writer/Father				No	13	3,506	108,566	3.2%	No					
Press	Todd	Retail Food Business				No	13	2,678	108,566	2.5%	No					
Legault	Ernest J.	Local Businessman				No	13	2,338	108,566	2.2%	No					

TABLE 2.1 VOTE TOTALS FOR CITY OFFICE CANDIDATES BY COUNTY AND ELECTION DATE, 2010

COUNTY	DATE	CITY	OFFICE	DIS- TRICT/ SEAT	TERM OF OFFICE	CANDIDATE'S LAST NAME	CANDIDATE'S FIRST NAME	CANDIDATE'S BALLOT DESIGNATION	IN- CUM BENT	NUMBER OF CAN- DIDATES	VOTES FOR CAN- DIDATE	TOTAL VOTES CAST ¹	PER- CENT OF VOTE	ELECT- ED			
YOLO	6/8/2010	Davis	CITY COUNCIL		Full	Krovoza	Joe	University Development Director	Yes	5	8,696	23,069	37.7%	Yes			
						Swanson	Rochelle	Business Owner/Consultant	Yes	5	6,428	23,069	27.9%	Yes			
						Vergis	Sydney	Transportation Researcher	No	5	5,401	23,069	23.4%	No			
						Li	Jon	Public Policy Analyst	No	5	1,379	23,069	6.0%	No			
						Watts	Daniel	University Law Student	Yes	5	1,165	23,069	5.1%	No			
						Winters	CITY CLERK	Full	Mills	Nanci	Incumbent	Yes	1	907	907	100.0%	Yes
				CITY COUNCIL	Full	Aguiar-Curry	Cecilia M.	Incumbent	Yes	3	751	2,097	35.8%	Yes			
						Anderson	Harold R.	Incumbent	Yes	3	677	2,097	32.3%	Yes			
						Martin	Michael A.	Incumbent	Yes	3	669	2,097	31.9%	Yes			
				CITY TREASURER	Full	Sebastian	Michael J.	Incumbent	Yes	1	905	905	100.0%	Yes			
			Woodland	CITY COUNCIL	Full	Davies	Marlin H. "Skip"	Retired School Administrator	Yes	3	6,411	13,774	46.5%	Yes			
						Marble	William L. "Bill"	Family Dentist	Yes	3	5,569	13,774	40.4%	Yes			
						Harris	Bobby	Journalist/Legislative Advocate	No	3	1,794	13,774	13.0%	No			
		11/2/2010	West Sacramento	CITY COUNCIL	Full	Johannessen	Mark	City Councilmember/Businessman	Yes	3	6,834	17,533	39.0%	Yes			
						Ledesma	Chris	West Sacramento Planning Commissioner	Yes	3	6,679	17,533	38.1%	Yes			
					Hensley	Ed	Retired Police Sergeant	No	3	4,020	17,533	22.9%	No				
			MAYOR	Full	Cabaldon	Christopher	Mayor of West Sacramento	Yes	2	7,908	12,269	64.5%	Yes				
					Potnick	Greg	Retired Peace Officer	No	2	4,361	12,269	35.5%	No				
YUBA	11/2/2010	Marysville	CITY COUNCIL		Full	Whitmore	Dale L.	Wildlife Biologist	No	4	1,063	3,475	30.6%	Yes			
						Samayoa	Ricky	Compliance Officer	No	4	967	3,475	27.8%	Yes			
						Richcreek	Kelly	Business Executive	No	4	911	3,475	26.2%	No			
						Selvidge	Michael R.	Incumbent	Yes	4	534	3,475	15.4%	No			
						Wheatland	CITY COUNCIL	Full	Coe	David L.	Incumbent	Yes	2	611	1,118	54.7%	Yes
											Pendergraph	James "Jay" Wright	Incumbent	Yes	2	507	1,118

Table 2.2 Summary of Election Outcomes for City Offices, 2010

		City Clerk		City Council		City Treasurer		Mayor		Other City		Total	
		Percent	N	Percent	N	Percent	N	Percent	N	Percent	N	Percent	N
Incumbent Candidates	Win	100.0	18	82.4	469	100.0	16	79.7	55	100.0	12	83.3	570
	Lose	0.0	0	17.6	100	0.0	0	20.3	14	0.0	0	16.7	114
	Total	100.0	18	100.0	569	100.0	16	100.0	69	100.0	12	100.0	684
Non-Incumbent Candidates	Win	22.2	2	25.7	363	53.8	7	21.6	41	42.9	6	25.6	419
	Lose	77.8	7	74.3	1,048	46.2	6	78.4	149	57.1	8	74.4	1,218
	Total	100.0	9	100.0	1,411	100.0	13	100.0	190	100.0	14	100.0	1,643
Winning Candidates	Incumbent	90.0	18	56.4	469	69.6	16	57.3	55	66.7	12	57.6	570
	Non-Incumbent	10.0	2	43.6	363	30.4	7	42.7	41	33.3	6	42.4	419
	Total	100.0	20	100.0	832	100.0	23	100.0	96	100.0	18	100.0	989
Losing Candidates	Incumbent	0.0	0	8.7	100	0.0	0	8.6	14	0.0	0	8.6	114
	Non-Incumbent	100.0	7	91.3	1,048	100.0	6	91.4	149	100.0	8	91.4	1,218
	Total	100.0	7	100.0	1,148	100.0	6	100.0	163	100.0	8	100.0	1,332
All Candidates	Incumbent	66.7	18	28.7	569	55.2	16	26.6	69	46.2	12	29.5	684
	Non-Incumbent	33.3	9	71.3	1,411	44.8	13	73.4	190	53.8	14	70.5	1,637
	Total	100.0	27	100.0	1,980	100.0	29	100.0	259	100.0	26	100.0	2,321

*Runoffs are excluded from totals.