

CALIFORNIA COUNTY, CITY AND SCHOOL DISTRICT ELECTION OUTCOMES

2008 ELECTIONS

City Offices and Ballot Measures



Institute for Social Research
Center For California Studies
California State University,
Sacramento



CALIFORNIA COUNTY, CITY AND SCHOOL DISTRICT
ELECTION OUTCOMES:
CANDIDATES AND BALLOT MEASURES, 2008 ELECTIONS

CITY OFFICES AND BALLOT MEASURES

Timothy A. Hodson, Ph.D.,
Director, Center for California Studies

Ernest Cowles, Ph.D.,
Director, Institute for Social Research

Valory Logsdon
Research Analyst, Institute for Social Research

Center for California Studies
California State University, Sacramento
6000 J Street, Sacramento, CA 95819-6081
(916) 278-6906 FAX: (916) 278-5199

Institute for Social Research
California State University, Sacramento
6000 J Street, Sacramento, CA 95819-6101
(916) 278-5737 FAX: (916) 278-5150

Institute for Social Research Project Staff:

Michael Small
Nicole Ishiura
Stefani Poblete

Acknowledgements

The researchers would like to sincerely thank the county elections officials and staff throughout the State of California who took time to provide data to the project. Additionally, we are grateful to the Secretary of State's Office for its continuing support and interest in this project. Without their assistance, the completion of these yearly reviews and the California Elections Data Archive would not be possible.

TABLE OF CONTENTS

INTRODUCTION.....		i
2008 County, City and School District Election Dates by County		xvii
Trend Table A	Number of Ballot Measures, Percent of Total Measures, and Percent Passing by Type, Jurisdiction and Year	xix
Trend Table B	Number of Ballot Measures, Percent of Total Measures, and Percent Passing by Topic, Jurisdiction and Year.....	xxii
Trend Table C	Community Service District and County Service Area Measures by County	xxv
Trend Table D	Number of Community Service District and County Service Area Measures, Percent of Total County Measures, and Percent Passing by Type and Year	xxvi
Trend Table E	Comparison of Pass Rates for County-Wide and Community Service District/County Service Area Tax Measures, 1998-2008	xxvii
Trend Table F	Number of Community Service District and County Service Area Ballot Measures, Percent of Total County Measures, and Percent Passing by Topic and Year	xxvii
Trend Table G	Number of Candidates by Jurisdiction and Year	xxviii
Trend Table H	Number of Candidates for Major County Offices by Year	xxviii
Trend Table I	Percent of Incumbent Candidates and Percent of Prevailing Incumbents by Major Office, Jurisdiction and Year	xxix
2008 ELECTION SERIES SUMMARY: ELECTION OUTCOMES FOR COUNTY, CITY AND SCHOOL DISTRICT BALLOT MEASURES AND CANDIDATES		1
Table A	Summary of Outcomes for <i>All</i> County, City and School District Ballot Measures by Type of Measure and County, 2008	3
Table B	Summary of Outcomes for <i>All</i> County, City and School District Ballot Measures by Topic of Measure and County, 2008	5
Table C	Summary of Election Outcomes for <i>All</i> County, City and School District Offices, 2008	8

PART 1 VOTE TOTALS, ELECTION OUTCOMES AND TEXT FOR CITY BALLOT MEASURES9

 Table 1.1 Vote Totals for City Ballot Measures by County, 2008 11

 Table 1.2 Text for City Ballot Measures by County, 200821

 Table 1.3 Summary of Election Outcomes for City Ballot Measures
 by Type of Measure and County, 200840

 Table 1.4 Summary of Election Outcomes for City Ballot Measures
 by Topic of Measure and County, 200842

PART 2 VOTE TOTALS FOR CITY OFFICE CANDIDATES45

 Table 2.1 Vote Totals for City Office Candidates
 by County and Election Date, 2008.....47

 Table 2.2 Summary of Election Outcomes for City Offices, 2008..... 118

CALIFORNIA ELECTIONS DATA ARCHIVE

INTRODUCTION

The California Elections Data Archive (CEDA) is a joint project of the Center for California Studies and the Institute for Social Research, at the California State University, Sacramento and the office of the California Secretary of State. The purpose of CEDA is to provide researchers, citizens, public agencies and other interested parties with a single repository of local election data. With over 6,000 local jurisdictions in California, the task of monitoring local elections is nearly impossible for individuals. CEDA addresses this problem through the creation of a single, cost-effective and easily accessible source of local election data. CEDA includes candidate and ballot measure results for county, city, community college, and school district elections throughout the State. CEDA thus represents the only comprehensive repository of local election results in California and one of a very few such databases on local elections in the U.S.

How the CEDA Data is Collected and Reported

Election data are collected periodically throughout each calendar year. This enables CEDA to incorporate results from special elections as well as all regularly scheduled elections. Election results from counties, cities, and community college and school districts are entered in the CEDA database from which three standard CEDA reports are generated. These reports include:

- County Elections: Candidates, ballot designations, and vote totals for all elected county offices; vote totals and text for county ballot measures.
- City Elections: Candidates, ballot designations, and vote totals for all elected city offices; vote totals and text for all city ballot measures.
- Community College and School District Elections: Candidates, ballot designations, and vote totals for all elective community college and school district offices; vote totals and text for all district ballot measures.

Ballot measures for all jurisdictions are coded according to type (e.g., charter amendment, taxes, bond measure, initiative, etc.) and to topic (e.g., education, public safety, governance, etc.).

THE CEDA PARTNERSHIP

THE CENTER FOR CALIFORNIA STUDIES

Located at California State University, Sacramento, the Center for California Studies is a public policy, public service and curricular support unit of the California State University. The Center's location in the state Capital and its ability to draw upon the resources of the entire State University system give it a unique capacity for making contributions to public policy development and the public life of California. Center programs cover four broad areas: administration of the nationally known Assembly, Senate, Executive, and Judicial Administration Fellowship Programs; university-state government liaison and applied policy research; civic education and community service through forums, conferences and issue dialogues; and curricular support activity in the interdisciplinary field of California Studies.

INSTITUTE FOR SOCIAL RESEARCH

Established in 1989, the Institute for Social Research (ISR) is a multidisciplinary institute that is committed to advancing the understanding of the social world through applied research. The Institute offers research expertise and technical assistance serving as a resource to agencies, organizations, the University and the broader community. Services provided by the Institute include research and sampling design, measurement, coding and data entry, computer assisted telephone and field interviewing, mailed and Internet surveys, focus groups, data base management, statistical analysis and report production. ISR has completed numerous projects with more than 50 federal, state and community agencies, several private firms and many administrative units of the university. Faculty affiliates of the Institute offer specific content expertise in a wide variety of disciplines, including the social sciences, health and human services, engineering and education.

CALIFORNIA SECRETARY OF STATE

The Secretary of State is, among other duties, California's chief elections officer with the responsibility of administering the provisions of the Elections Code. The Secretary must compile state election returns and issue certificates of election to winning candidates; compile the returns and certify the results of initiative and referendum elections; certify acts delayed by referendum, and prepare and file a statement of vote. Recent legislation permits but does not mandate that the Secretary of State compile local election results.

TRENDS IN LOCAL ELECTIONS: 1995-2008

CEDA now encompasses 14 years of election data, including three gubernatorial election years (1998, 2002 and 2006), four presidential elections (1996, 2000, 2004, and 2008) and seven odd-numbered years devoted to local races. The 2008 election contained both Assembly and Senate seat elections and 12 statewide propositions. As a presidential election year, 2008 was characterized by a large voter turnout, and an accompanying surge in minority voter participation. This report begins with an overview of some of the multi-year election trends then continues to a discussion of the 2008 contests.

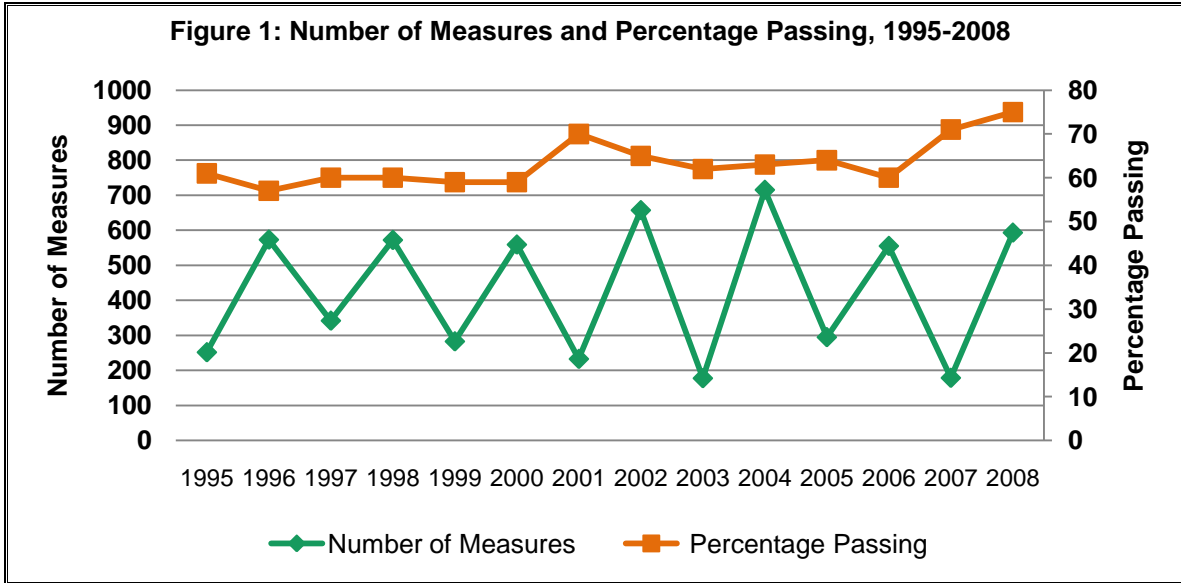
BALLOT MEASURES

Each year, California voters are asked to consider a number of governance issues and to choose among candidates vying for public office. At all local election levels, there appear to be a number of consistent features across elections, while other election characteristics seem to vary considerably from year to year, particularly between on and off year election cycles. The following section discusses the patterns and trends over the 14 years of CEDA data collection.

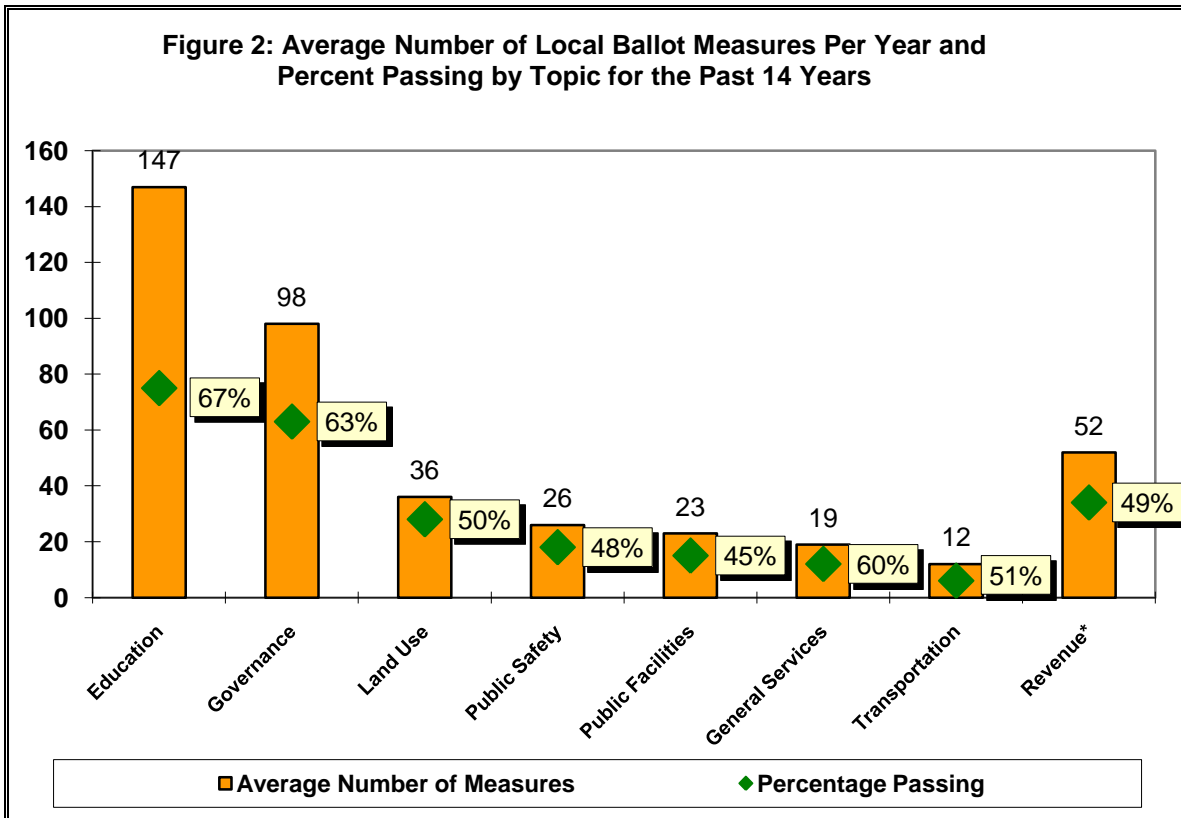
Trends in the Number, Types, and Topics of Local Election Measures

- The number of local ballot measures offered to voters clearly seems to “piggy-back” on state and national elections. From 1995 through 2008 there were, on average, 428 ballot measures per year. In even number years, the average was 603 measures, while odd years average 252. During the 14-year period, 63% of all the ballot measures passed. As of the 2008 election, the percentage of measures passed remained constant across odd and even year elections, despite the fact that the number of measures was nearly 2.4 times in even as opposed to odd years. (See Trend Table A).
 - Among all the various types of ballots measures, *charter amendments* had the largest percentage of measures passed, with more than three-quarters (77%) of *charter amendment* measures passing during the 14-year period. The second best success was among *recall measures* with slightly more than two-thirds (67%) passing. However, it should be noted that this type had the second smallest number of actual measures (behind *initiatives*) compared with the other measure categories. In terms of passage rates, following *recalls* were *bonds* (67%), *ordinances* (60%), *taxes* (53%), and *initiatives* (49%), respectively (See Trend Table A).
- Across the three governments levels—county, city and school district—at which data is collected, the largest average yearly number of ballot measures were seen at the city level (209; 49%), followed by the school district (148; 34%) and county (71; 17%). However, within these levels, the school districts had the largest percentage of measures passing (67%), followed by county (57%) and city (53%) (See Trend Table A).
- During the 14 years of CEDA data collection, the number of ballot measures in even years peaked in 2004 with 715 measures. The current 2008 election saw 593 measures, with an overall passage rate of 75%--the highest rate of any year since CEDA data collection was initiated.

- Among the eight topic areas for local ballot measures, education issues continue to be the most common ballot measure, with slightly more than one-third (34%) of all measures between 1995 and 2008 focused on this topic. The number of education measures has exceeded the number of measures dealing with other specific topics in all but two years, 1996 and again in 2007 (see Trend Table B).
- Prior to the 2008 election year, education measures appeared to have stabilized as a percentage of the total number of measures—slightly more than a third (35%)—despite the large variation in the actual number of measures between odd and even year elections. In 2007, there was a sharp decrease in the number of education ballot measures (only 42 out of 179) with the percentage of total measures focused on education dropping to 23%. However, with the 2008 results, education measures once again dominated the ballot topics comprising 246 out of 593 measures (41%) (See Trend Table B).
- Since CEDA starting tracking revenue as a separate topic area in 2000, this topic has represented 12 percent of the total ballot measures in local elections. However, in the 2007 and 2008 election cycles the percentage of measures dealing with revenue stood at higher percentages, 17 percent and 16 percent, respectively, perhaps signaling the concerns with revenue in the down economy.
 - In 2008, among all county measures, revenue issues accounted for about 12 percent; but among city's measures, revenue accounted for about 31 percent of the issues.
 - Since the 2005 election year, there have been no revenue issues at the school district level.
- Figure 1 provides an overview of the number of ballot measures and the percent of measures passing in each of the 14 years of data. As can be seen in the green trend line in Figure 1, the actual number of ballot initiatives varies substantially between odd and even years, but also as seen in the orange trend line, the percentage of ballot measures passing remains fairly constant, with a slight uptick in the past two years (See Figure 1).
 - Overall, 63 percent of ballot measures passed and the pass rates held fairly constant in even year elections (63% passing rate) and in odd years (63% passing rate), although as previously noted, there was a slight uptick in the 2007 and 2008 election years (See Trend Table A).



- Figure 2 provides an overview of the average (mean) number of local ballot measures and the percent of those measures that passed in each of eight topic areas for the past 14 years (1995-2008). As discussed previously, ballot issues dealing with education and governance displayed the largest overall average number of measures, but also revealed the highest average passing rate among the eight topic areas (See Figure 2).



*Revenue data has only been collected as a separate topic since 2000.

- The level of ballot measures also appeared to have little overall impact on the passing rate for various measures. County measures had the lowest passing rate at 57 percent overall, with school district measures having the best passing rate about ten percent better than county measures at 67 percent (See Trend Table B).
- County measures showed the greatest disparity in passing rates between odd and even year elections, faring much better in odd year elections. For example, county elections witnessed a 19 percent better passing rate for *tax* propositions, a 28 percent better passing rate for *recall* measures, a 15 percent better passing rate for *bond* proposals. In fact only one type of measure, *charter amendments*, had a better passing rate for even as opposed to odd year elections (a 67% versus 65% passing rate) (See Trend Table A).
- Among the six types of ballot measures identified in the CEDA data, *charter amendments* and *recalls* had the highest pass rates, 77 percent and 67 percent respectively, while *initiatives* and *taxes* had the lowest pass rates with 49 percent and 53 percent passing (Again, see Trend Table A).

Trends in Bond and Tax Measures

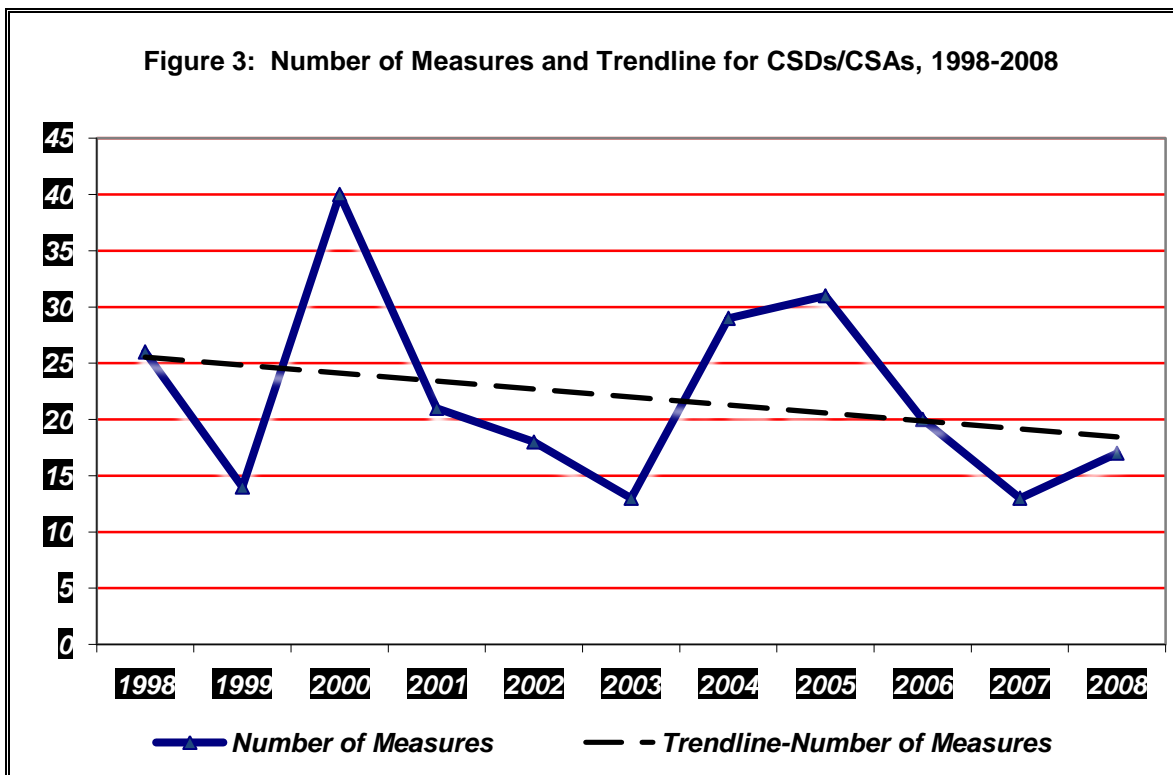
- *Bonds* and *tax* measures each made up about 28% of the measures, a little more than one-half (56%) of all ballot measures over the 14 years of election results tracked by CEDA. *Ordinances* and *charter amendments*, affecting policy shifts in local government, constituted another one-third (34%). *Initiatives* and *recalls* accounted for only 6% of the total local ballot measures (See Trend Table A).
 - School districts remain responsible for the vast majority of the *bonds* placed before voters—about 93% over 14 years of data collection. This is not surprising given the fact that bonds made up approximately 74% of the six types of measures in school district elections.
 - *Tax* measures are more dispersed, with over a third sponsored by counties (39%). Slightly less than a third (32%) is accounted for by cities, while less than one-fifth (15%) of local tax measures had their origin in local school districts (See Trend Table A).
- In the 14 years that CEDA has been collecting data, bond measures had much higher rates of passage than did tax measures. The average pass rate for bonds was 67%, while the pass rate for taxes during the period was 53% (See Trend Table A).
 - Another trend observed during the 14-year data collection is that pass rates for tax measures are consistently higher in odd-numbered years than in even-number years—an average of 59% in odd years compared with 51% for the even-numbered years. As noted above with regard to general pass rates, counties saw the biggest differences between pass rates for taxes in odd versus even years, with an average pass rate of 57% in odd years and 38% in even years. The discrepancy for odd and even years was less for cities, with an average 59% pass rate in odd years and a 54% pass rate in even years. For

School Districts tax measures passed at nearly the same rate in odd and even years, about 60 and 61 percent, respectively (See Trend Table A).

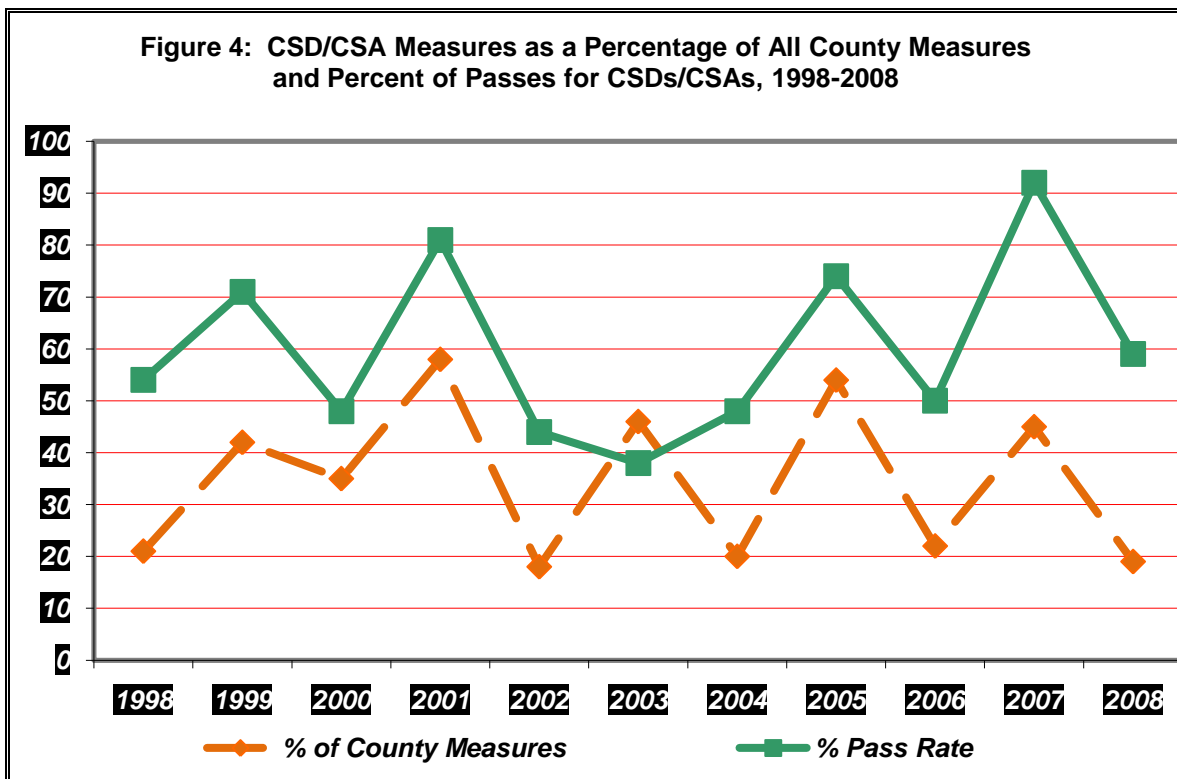
- On the other hand, on average, pass rates for bond measures appear better in even-numbered years than in odd-numbered years (69% vs. 60% respectively). However, while bond measures are considerably more likely to pass in even years versus odd years for cities (71% versus 54%) and in school districts (70% vs. 60%); they are more likely to pass in odd numbered years rather than even years for counties (73% vs. 58% respectively) (See Trend Table A).

Trends in Community Services Districts and County Service Areas Measures

Community Service Districts (CSDs) and County Service Areas (CSAs) were introduced just before the turn of the new century as an accommodation to the tax restrictions posed by Proposition 14. Portions of a county could form a special district and agree to tax themselves to provide services that the population as a whole might not support. CEDA began tracking community service district ballot measures in 1998. Despite considerable fluctuation in the number of CSD/CSA measures during the subsequent 11-year period, speculation that the number would increase over time is not supported by the trend data (see the dashed trendline in Figure 3 below). As seen in Figure 3, while the number of measures (represented by the solid line) increased dramatically from 1999 to 2000 and again in the 2003 through 2005 periods, the number experienced an equally sharp decline from 2000 to 2003 and again from 2005 through the 2007 election year. The current year again displayed a slight uptick in number of measures, but it is too early to determine whether this signals an increasing and perhaps cyclical trend, or simply reflects a yearly variation.



- As discussed in previous trend summaries, one important question is whether CSD/CSA measures lose effectiveness in terms of their passage rate as they become a larger percentage of all county measures. This year's data seems to add even further evidence that this is not the case. Although the 2003 election seems to be an anomaly in this regard, other years of data collection, particularly the last four, suggest that as CSD/CSA measures increase or decrease as a percentage of all county measures, their passage rate sees a corresponding increase or decrease. That is, when the percentage of county measures that are CSD/CSA oriented increases, their passage rate also increases and when they decrease, their passage rate also decreases (See Figure 4 below).
- In the eleven years of CEDA data on CSD/CSA elections (since 1998), 242 ballot measures have presented CSD/CSA issues across the 58 counties. However, the use of CSD/CSA measures varied widely among these counties. Six counties accounted for nearly two-thirds (62%) of CSD/CSA-related measures—Contra Costa (19), El Dorado (38), Kern (16), Marin (33), San Diego (26) and San Luis Obispo (20). By contrast, 23 counties have had 5 or fewer CSD/CSA measures on their ballots over the 11-year period (See Trend Table C).



- In the 11 years since their inception, the principal type of CSD/CSA measure has involved taxes (167; 69%). Interestingly, another funding mechanism, bond measures, has only appeared as CSD/CSA proposals five times (2% of the total measures). Behind taxes, Gann Limit issues (24; 10%) and Ordinances (23; 10%) were a distant second and third in terms of prevalence on the ballot. Recalls (18), Bond measures (5)

and Advisory measures (5) together only accounted for about twelve percent of the total number of measures during the 11-year period (See Trend Table D).

- During the 11 years since their inception, CSD/CSA-related tax measures were passed slightly less than one-half (48%) of the time. As with other tax related ballot measures, CSD/CSA measures in this area were more apt to pass in the odd-year elections (61%) and more apt to fail in even years (59% fail). Including this most recent year (2008) of data CSDs/CSAs and counties have very similar passage rates in terms of tax measures, 48 percent and 42 percent respectively. On the other hand, cities do slightly better than CSDs/CSAs, passing 55 percent of their tax measures, while school districts enjoy the greatest success with these measures with a about a 61 percent passage rate (See Trend Tables A & D).
- With the addition of the 2008 election year data, when we separate out CSD/CSA measures from all county measures, we see that non-CSD/CSA and CSD/CSA measures passed at nearly identical rates, 58 percent and 59 percent respectively. However, CSDs/CSAs did much better than other county measures when the ballot measure involved taxes. County tax measures that are non-CSD/CSA related had a 39 percent pass rate, while CDS/CSA tax measures enjoyed a 48 percent passage rate (See Trend Table E).
- Public safety remains the most common focus of CSD/CSA measures (78 of the 242 measures; 32%). General Services (31) and Governance (31) were tied as the second most prevalent ballot measure, followed by Transportation (28) Public Facilities (25), Revenue (22), Environment (6) and Land Use (4) measures.
 - It is interesting to note that there were no Governance or Public Facility or Land Use measures for two years after tracking of CSDs/CSAs was initiated in 1998, but Governance has appeared as a CSD/CSA issue in every election since then. Public Facilities measures had appeared in all but one (2003), prior to the 2008 election, but this topic again had no measures presented in the current election (2008). By contrast, Land Use, which also did not appear as CSD/CSA measure in 1998, has only appeared in two elections, 2000 and 2005. Also interesting is the fact that three Environmental measures appeared in the first two years of CSD/CSA initiatives (1998 & 1999) but have not appeared since (See Trend Table F).

TRENDS REGARDING CANDIDATES

During the 14 years of CEDA tracking of local office elections, stable patterns have emerged with regard to the number of candidates seeking offices, and distribution of candidates across the various local offices that are tracked.

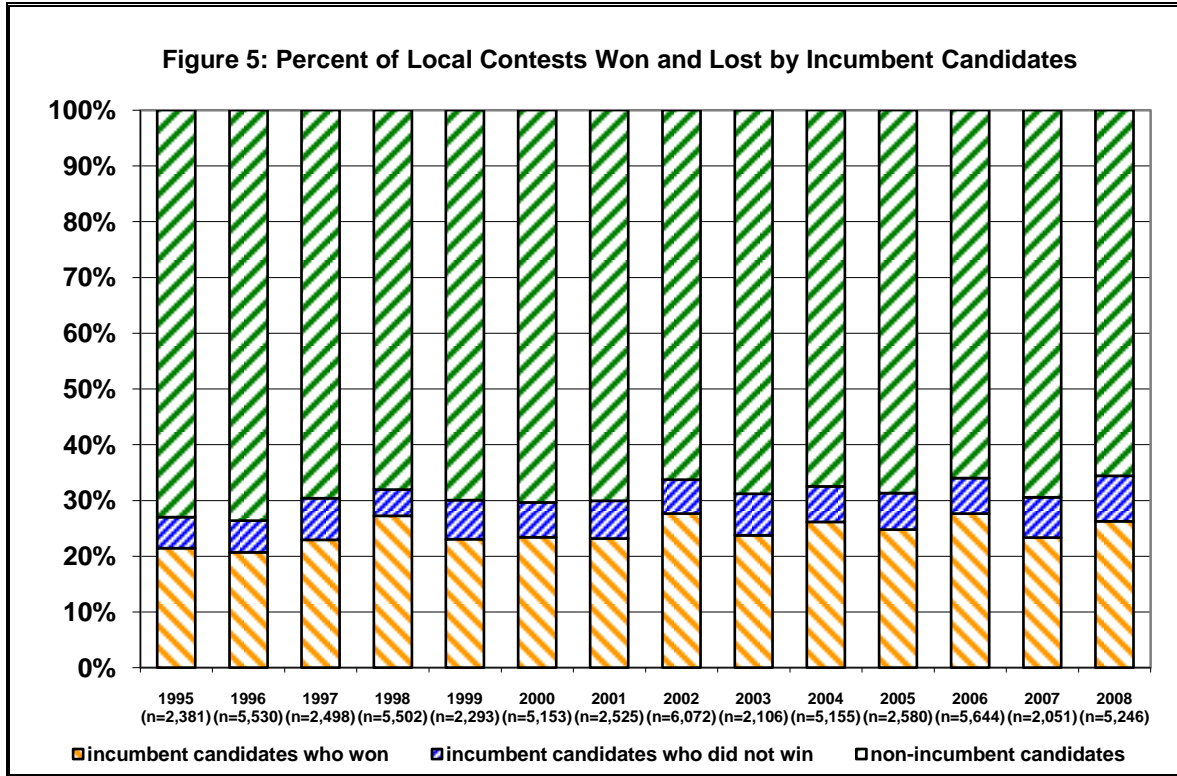
- The total number of candidates for local offices (county boards of supervisors, other county offices, city councils, and local school boards) is consistently more than twice as high in even-numbered as opposed to odd-numbered years (See Trend Table G).
- In the 14 years of CEDA data collection, school district candidates have comprised just under one half (48%) of all candidates for local offices. Candidates for city offices make

up about 37 percent of the local candidates, while the smallest percentage of local election candidates reflects those seeking county offices (about 15%).

- In the on-year elections, city candidates and school district candidates are fairly similar in terms of the number of candidates. However, with the exception of the 2005 and the 2007 elections, school district candidates have the largest number of candidates in the off-year election cycles where they make up about two-thirds of the candidates on the ballot.
- In two of the prior even-year elections, 2000 and 2004, and again in the 2008 election, there were a slightly greater percentage of city candidates than of school district candidates.
- The percentage of candidates running for county offices “pops” upward on on-cycle election years. In the 14 years of CEDA data collection, the county candidates averaged 19 percent of all local election candidates in the even years, but comprised only 6 percent of the candidates in the odd years.
- Over the 14 years of data collection, county candidates made up about 15 percent of all candidates in local elections (See Trend Table H).
 - Among candidates for county offices, 39 percent were running for County Supervisor positions, while 24 percent were seeking CSD/CSA seats.
- On average, during the 14 years of CEDA data collection, slightly less than one-third (about 31%) of all candidates for local offices were incumbents.
 - About 34 percent of those seeking school district seats were incumbents.
 - Approximately 25 percent of those seeking city council positions were incumbents.
 - About 26 percent of those seeking county supervisor seats were incumbents, however, with the exception of 1997 when there were 5 County Supervisor seat races open, there are typically no races for County Supervisor seat races in odd-year elections. (See Trend Table I).
- During the 14 year period, nearly four out of every five (79%) incumbents running for local reelection won their respective offices (See Figure 5 and Trend Table I).
 - Seventy-seven (77%) percent of incumbent school district candidates won their elections.
 - About 79 percent of incumbent city council office holders won their elections.
 - About 81 percent of those running for county supervisor¹ seats held the office (See Trend Table I).

¹ This percentage is calculated on those years in which county supervisors were normally up for election. In off years there were either no candidates or a very small number running for vacated seats.

- In local elections, during the past 14 years, a little more than half (52%) of winning candidates were incumbents. This means that the local political area is seeing a fresh mixture of individuals comprising local elected offices and bodies with each election cycle. Conversely, this also suggests that fears of control of these institutions by a group of long-term political incumbents may be overstated.



2008 ELECTION DATA

BALLOT MEASURES

California voters faced a total of 593 county, city and school district local ballot measures in 2008 of which 445 or 75% were enacted. The number of measures is slightly below the average of 603 measures in even numbered years since 1996 but the pass rate in 2008 was above average. Bonds and tax measures were the most common, accounting for 389 or 66% of all measures. The most frequent topics of local ballot measures were governance (99 measures or 17% of all); revenue (92 measures or 16%) and land use (43 measures or 7%). Only 2% of all local measures were placed on the ballot through the initiative process.

Bond mania returned to California during 2008. Voters faced 201 separate local bond measures totaling \$35.6 trillion. Of these, voters approved 169 totaling \$33.6 trillion and rejected 32, totaling \$2.0 trillion. The CEDA Report for 2007 noted a marked decline in the number of bond measures with only 22 county, city and school district bonds on that year's ballot of which 12 were approved for a pass rate of 55 percent. This is in comparison to a mean of 71 bond measures in odd-number years with a pass rate of 60 percent since 1995. However, the 201 bond measures in 2008 is the second highest total since 1995 (there were 245 such measures in 2002) and the 2008 pass rate of 84 percent is the highest since 1995. Consequently, it would appear that whatever dynamics that had led to the unprecedented rejection of two state bond measures in 2006 and record low number of local bonds in 2007 were no longer operative in 2008.

There were three county bonds totaling \$840 million; one in Santa Clara for the Santa Clara Valley Medical Center and two in the City-County of San Francisco for hospital earthquake safety and for parks. The five city bond measures totaled \$199 million. All five were approved by the voters in Berkeley (\$26 million for branch libraries) Gilroy (\$37 million for earthquake retrofitting), Martinez (\$30 million for parks and libraries), San Jose (\$76 million for libraries and community centers) and San Juan Capistrano (\$30 million for open space and parks). As usual, school districts accounted for the overwhelming majority of bond measures. School districts proposed 193 bond measures of which 161 passed totaling \$32.5 trillion and 32, totaling \$2 trillion, failed. School bond measures ranged from \$715,000 in Tulare County's Stone Corral Elementary District (with about 140 students) to Los Angeles Unified's \$7 billion bond measure (both measures passed). Other notably large bond measures included \$3.5 billion for Los Angeles Community College, \$2.1 billion for San Diego Unified, \$1.2 billion for Long Beach Unified, and \$500 million each for San Bernardino Community College, Center Joint Unified (Sacramento County) and Victor Valley Union High School District. Indeed, more than fifty bond measures exceeded \$100 million.

The 2007 CEDA Report also noted the unusual number and high success rates of local tax measures. A total of 61 tax measures faced local voters in 2007 of which 45 or 74 percent were approved. That was the highest pass rate for tax measures since 1995. Indeed, the median number of tax measures in odd numbered years since 1995 is 69 with a pass rate of 59 percent. This pattern, in contrast with bond measures, did continue in 2008 with a total of 188 tax measures facing local voters who approved 126 for a pass rate of 67%. Since 1995, the average number of tax measures in even numbered years is 167 with a pass rate of approximately 51 percent. Thus 2008 witnessed an above average number of tax measures which were significantly more likely to pass than the average since 1995. Tax measures with

especially high pass rates included hotel/occupancy taxes (15 measures of which 12 or 80% passed); sales tax increases or extensions (44 measures of which 28 or 64% were enacted) and business taxes (5 of which 3 or 60% passed).

Of particular interest is the fate of San Diego's Measure A that would have created a parcel tax to fund a regional fire protection agency. The measure failed, receiving only 63.6% when a two-thirds vote was needed. In 2003, 2006 and 2007 San Diego was hit with devastating wildfires. The October 2006 fire was one of the worst in California history. Thousands of acres burned, more than 2,400 homes and business were destroyed and 16 people died. Reports after the 2003 and 2006 fires indicated a serious contributing factor to the devastation was the shortage of fire fighting resources (e.g., San Diego policy's of not investing in fire-fighting aircraft relying instead on mutual assistance arrangements with the state, Los Angeles and Orange Counties, the latter having aircraft assets. Unfortunately, when the San Diego fires started, both LA and Orange also had wildfires and thus their aircrafts were unavailable for use in San Diego). As reported in the 2004 CEDA Report, San Diego voters turned down Measure C which would have increased the City's hotel tax to fund emergency services. The failure of Measure C, which garnered 61% of the vote but not the requisite two-thirds) contributed to the resignation of the city fire chief in 2006. The failure of Measure A apparently leaves San Diego still in search of fire service funding.

Public opinion polls in California tend to indicate dissatisfaction with elected officials. That dissatisfaction was both reflected and rebutted by local ballot measures in 2008. Dissatisfaction was evidenced by the revival of term limit measures. From 2005 through 2007 the only term limit measures were efforts to ease existing term limits (5 were defeated and three passed). The last time a local government enacted term limits was in 2004. In 2008, however, three cities (Lynwood, Pinole and Tracy) and one county (Ventura) enacted term limits. Voters in Downey rejected a term limit measure while those in Garden Grove and Santa Ana eased existing term limit ordinances. On the other hand, voters in Placer County approved a pay raise for the county supervisors and the City of Albany did the same for council members. There were 11 measures that sought to change elective positions such as City Clerk to appointed ones, of which seven failed and five passed. The successful measures were in more populous and urban areas (e.g., County of Marin and the Cities of Concord, Los Gatos) while voters in less populous and less urban areas voted to keep their elected positions (e.g., Colusa, Nevada City, San Juan Bautista, Yuba City). Chula Vista went its own way voting to change the appointed City Attorney to an elected position.

As always local voters faced ballot measures consistent with California's tradition of eclectic, entertaining and sometimes eccentric politics. In 2008 these included:

- An unsuccessful San Francisco measure to rename a water treatment plant the "George W. Bush Sewage Plant;"
- Another unsuccessful San Francisco measure to declare it the City's policy to turn Alcatraz into an International Peace Center;
- A third unsuccessful San Francisco measure to require the police not to enforce laws against prostitution;

- A Porterville measure to add “In God We Trust” to the city’s motto and a measure in Villa Park to require that “In God We Trust” be displayed in the City Council Chambers. Both measures passed;
- The City of Riverside regulated the number of crowing roosters and required the roosters to be housed from sunset to sunrise in noise reducing acoustical structures; and
- The Manila Community Service District in Humboldt County voted against fluoridating its water.

County Measures. In 2008 there were a total of 90 county ballot measures. All of the state’s counties had at least one ballot measure. Of the 90 county measures, 56 or 62% passed while 34 or 38% failed. The bulk of county measures were ordinances (40) and tax measures (33). Governance issues predominated (25) with public safety and facilities issues (14 measures each) also frequent. The City and County of San Francisco accounted for a third of all county measures with 32 measures of which 21 or 66% were enacted. Fresno, Humboldt, Lassen, Monterey, San Diego, Sutter and Yuba Counties each had a single county ballot measure which was defeated. In contrast to 2007 when no land use measure was passed, county voters approved 6 of 7 land use measures in 2008.

Unusually, there was a county recall election in 2008. Voters in Mono County recalled their tax assessor, James Lovett. Lovett, who had been appointed to the position in 2007, had been accused of spending as little as six hours a week doing the job for which he was paid \$134,000 annually. A drunk-driving arrest and critical grand jury report helped convince Mono County voters, who recalled Lovett on a vote of 2,697 to recall and 181 against.

City Measures. Voters in 165 cities passed judgment on a total of 258 city ballot measures of which 188 or 73% passed and 70 or 27% failed. The overall total is less than the average in even numbered year election since 1996 of 302 measures, though the 73% pass rate is the highest in any year since 1995. The majority of city measures dealt with taxes (111 or 43% of all city measures), ordinances (80 or 31%), and charter amendments (35 or 14%). Measure topics included revenues (81 or 31%), governance (74 or 29%), land use (36 or 14%) and public safety issues (25 or 10%). City voters approved 79 of 111 tax measures or 71% and all of the five bonds measures on the ballot. There were a total of nine initiative measures of which 8 were approved. The only unsuccessful initiative was a Berkeley measure to eliminate municipal limits on medical marijuana. Buellton, Pleasanton, and San Juan Capistrano each adopted initiatives protecting open space or establishing growth limits.

An interesting development occurred in the City of Sierra Madre in Los Angeles County which had a ballot measure which would have prevented the City from reducing the number of budget positions in the police department and required the City to provide police with salary and benefits higher than the average provided by other cities in the area. This measure was an initiative sponsored by the Sierra Madre Police Officers Association but was defeated by a 2:1 margin.

A total of eight city elected officials faced recall elections in 2008 of which only 3 or 38% were successful. Two members of the Pinole City Council were decisively recalled while in the City of Commerce one council member was recalled by a margin of 35 votes while another survived the recall by 18 votes. Three members of the Maywood City Council easily defeated recall attempts. The mayor of Colton also rebuffed a recall.

School District Measures. The year 2008 saw a total of 245 school district ballot measures of which 201 or 82% were approved and 44 or 18% were rejected by the voters. In comparison, the average for even numbered years since 1996 is 191 with a 69% pass rate. Thus 2008 was above average in both the number of school district measures considered and the number that were approved by the voters. Bond measures accounted for 193 of the 245 school district measures. Indeed, school bonds represented 33% of all local ballot measures in 2008. In addition, there were 44 tax measures or 18% of school measures. The tax measures enjoyed a pass rate of 75%, just slightly more than the overall tax measure approval rate of all local ballot measures of 74%.

A pattern of fewer than average recall elections continued in 2008. In 2007 no elected school board official faced a recall. In 2008 there were recall elections, but only 3 which is below the even-year average of 5 and is the second lowest number of recalls since 1995 (the lowest two occurred in 2003 and 2004). There has not been double-digit number of recalls of school trustees since 2001 when 14 such elections were held. One trustee from Manhattan Beach Unified and two trustees from Capistrano Unified were successfully recalled.

Live Oak Unified School District in Sutter County defeated a measure to abolish the district trustee areas and elect the school board at-large.

CANDIDATE ELECTIONS

A total of 5,246 Californians ran for local elected office in 2008 of which 2,462 were elected 47% were elected. The even-year average since 1996 is 5,472; the number of 2008 candidates is the third lowest and the fourth highest of all even-numbered election years since 1996. Whatever woes California experienced last year, the willingness of its citizens to run for public office did not suffer appreciably. Offices filled included 188 county supervisorial seats, 167 other county offices, 834 city council seats, 227 other city positions and 1,046 school district trustee positions for a total of 2,462 positions.

A little more than a third of all local candidates were incumbents seeking reelection (1,804 or 34%). Being an incumbent greatly increased a candidate's chances of victory as 76% of incumbents won. As large as a percentage this is, it does not translate to a lack of turnover in local office as only 56% of winning candidates were incumbents. In other words, of the 2,462 people elected to local office, 1,085 or 44% were non-incumbents. Because of the defeat of incumbents seeking reelection (427) or incumbents who do not, for whatever reason, run for reelection, more than two-fifths of all local officials elected in 2008 were brand new to their office.

County Races. All fifty-eight California counties elected their officials in even-numbered years. Counties elect five-member board of supervisors (their four year terms are staggered so not all seats are up each year) except the City and County of San Francisco which has an eleven member board. Counties also elect sheriffs, clerks, district attorneys and members of the governing boards of community service districts (CSD), which are agencies of the county. In 2008 a total of 188 county supervisor seats, 95 community service district directors and 72 other county offices were contested.

Incumbent county supervisors were usually successful in seeking reelection with 85% of incumbents winning their races. However, incumbents accounted for only 61% of all 188 winners: 74 non-incumbents were elected, 20 of who beat incumbents while 114 incumbents were reelected. Boards of Supervisors thus experienced a 39% turnover in 2008. Incumbent

supervisors were defeated in 16 counties and forced into run-off elections in another five counties. In Modoc and San Luis Obispo Counties two of the three incumbents seeking reelection were defeated. In Plumas County of the two incumbents seeking reelection one was defeated and the other reelected with only 50.3% of the vote. In contrast, all three Tehama County incumbents were not only reelected, they faced no challengers.

The numbers were reversed in elections for the Boards of Directors of CSDs: a total of 95 directors were elected of whom 53 or 56% were non-incumbents and 42 or 44% were incumbents. A total of 26 incumbent directors seeking reelection were defeated.

Superior Court judges were the most likely incumbents to be reelected with 94% of those who sought reelection being successful. However of the 54 judgeships filled by election in 2008, only 15 or 28% were incumbent judges while 39 or 72% were non-incumbents. Only one incumbent judge was defeated, Judge Thomas Mellon, who was beat by a San Francisco County Supervisor. This data needs to be considered within the context that in California most superior court vacancies are, in fact, filled by gubernatorial appointment. Superior Courts judges are elected but if a vacancy occurs during the term of an incumbent judge, the governor has the authority to fill the vacancy by appointment. The appointed judge appears on the next election ballot.

City Races. Nearly 2,300 Californians ran for 1,061 elective city offices in 2008. There were 1,875 candidates for city councils, 210 for mayorships, 101 for city treasurer, 72 for city clerk and 24 for other city offices. Incumbents won 83% of their races but non-incumbents represented 41% of all winners.

A total of 570 incumbent city council members sought reelection of which 456 or 80% were victorious and only 114 or 20% were defeated. On the other hand, of the 834 city council seats filled in 2008, 378 or 45% were won by non-incumbents. Incumbent mayors were especially successful with 55 or 87% of the 63 seeking reelection being successful. Again, however there was a 30% turnover among the state's mayors as 24 of the 79 elected in 2008 were non-incumbents. Only 2 of 55 incumbent city clerks (Colton and Fillmore) and 4 of 61 incumbent city treasurers (Avalon, Coachella, Fillmore and Lake Elsinore) were defeated for incumbent reelection rates of 96% for city clerks and 93% for city treasurers. Voters in Fillmore ousted the City Clerk and City Treasurer as well as one of the two incumbent city council members running for reelection. Interestingly, in at least 19 cities all incumbent city council members seeking reelection were defeated.

School District Races. More than a thousand Californians were elected to school boards in 2008. Specifically, 1,046 school trustees were elected of whom 577 were incumbents and 469 were non-incumbents. The incumbents' reelection rate was 70% but incumbents accounted for only 55% of winners while non-incumbents represented 45% of elected trustees. The 70% reelection rate was, interestingly, the lowest since 1995 but the 55% of winning candidates who were incumbents is the fourth highest since 1995. In 27 districts all incumbents seeking reelection were defeated.

It should be noted that the total number of school board candidates in 2008, 2,182, was below the even-number year average since 1996 of 2,279 and represents a slight downward trend. The number of candidates was 2,548 in 1996, dropped in 1998 (2,432) and 2000 (2,059), reversed in 2002 (2,450), but has again declined every year since.

2008 COUNTY, CITY AND SCHOOL DISTRICT ELECTION DATES BY COUNTY

	2/5	3/4	4/8	5/6	6/3	6/24	8/26	11/4	12/9
Alameda	✓	✓			✓			✓	
Alpine					✓			✓	
Amador					✓			✓	
Butte	✓				✓			✓	
Calaveras					✓			✓	
Colusa					✓			✓	
Contra Costa	✓				✓			✓	
Del Norte					✓			✓	
El Dorado					✓			✓	
Fresno	✓				✓			✓	
Glenn	✓				✓			✓	
Humboldt	✓				✓			✓	
Imperial	✓				✓			✓	
Inyo					✓			✓	
Kern	✓				✓			✓	
Lake					✓			✓	
Lassen					✓			✓	
Los Angeles	✓		✓		✓			✓	✓
Madera	✓				✓			✓	
Marin	✓				✓			✓	
Mariposa	✓				✓			✓	
Mendocino	✓				✓			✓	
Merced	✓				✓			✓	
Modoc					✓			✓	
Mono					✓			✓	
Monterey	✓				✓			✓	
Napa	✓				✓			✓	
Nevada					✓			✓	
Orange	✓				✓	✓		✓	

2008 COUNTY, CITY AND SCHOOL DISTRICT ELECTION DATES BY COUNTY

	2/5	3/4	4/8	5/6	6/3	6/24	8/26	11/4	12/9
Placer	✓				✓			✓	
Plumas					✓			✓	
Riverside	✓				✓			✓	
Sacramento	✓				✓			✓	
San Benito					✓			✓	
San Bernardino	✓				✓			✓	
San Diego	✓				✓			✓	
San Francisco	✓				✓			✓	
San Joaquin	✓				✓			✓	
San Luis Obispo					✓			✓	
San Mateo	✓			✓	✓	✓		✓	
Santa Barbara	✓				✓			✓	
Santa Clara	✓				✓			✓	
Santa Cruz	✓				✓		✓	✓	
Shasta	✓				✓			✓	
Siskiyou					✓			✓	
Solano					✓			✓	
Sonoma	✓				✓	✓		✓	
Stanislaus	✓				✓			✓	
Sutter					✓			✓	
Tehama					✓			✓	
Trinity					✓			✓	
Tulare	✓				✓			✓	
Tuolumne					✓			✓	
Ventura					✓	✓		✓	
Yolo					✓			✓	
Yuba	✓				✓			✓	

TREND TABLE A NUMBER OF BALLOT MEASURES, PERCENT OF TOTAL MEASURES, AND PERCENT PASSING BY TYPE, JURISDICTION AND YEAR

	ALL MEASURES			BONDS			TAXES			ORDINANCE			RECALLS			INITIATIVES			CHARTER AMENDMENT		
	Mean Number of Measures	% of All Measures	Pass Rate	Mean Number of Measures	% of All Measures	Pass Rate	Mean Number of Measures	% of All Measures	Pass Rate	Mean Number of Measures	% of All Measures	Pass Rate	Mean Number of Measures	% of All Measures	Pass Rate	Mean Number of Measures	% of All Measures	Pass Rate	Mean Number of Measures	% of All Measures	Pass Rate
ALL MEASURES																					
1995-2008	428	100	63	118	28	67	118	28	53	94	22	60	15	4	67	10	2	49	53	12	77
EVEN YEARS	603	100	63	165	27	69	167	28	51	139	23	60	16	3	66	15	2	50	74	12	76
ODD YEARS	252	100	63	71	28	60	69	27	59	48	19	61	15	6	69	6	2	49	32	13	79
COUNTY																					
1995-2008	71	17	57	2	3	60	28	39	42	23	32	64	2	3	72	2	3	47	7	10	65
EVEN YEARS	111	18	54	3	2	58	44	40	38	36	32	62	2	1	55	4	4	48	13	12	67
ODD YEARS	32	13	67	2	7	73	12	36	57	10	32	70	3	8	83	0	1	67	2	8	65
CITY																					
1995-2008	209	49	53	6	3	63	68	32	55	63	30	57	7	3	66	8	4	49	45	22	79
EVEN YEARS	302	50	62	8	3	71	101	34	54	95	31	58	9	3	62	11	4	50	61	20	78
ODD YEARS	115	46	64	3	3	54	34	29	59	31	27	53	5	4	74	5	4	46	30	26	80
SCHOOL DISTRICT																					
1995-2008	148	34	67	109	74	67	22	15	61	8	5	78	6	4	68	0	0	100			
EVEN YEARS	191	32	69	153	80	70	21	11	61	8	4	76	5	3	76						
ODD YEARS	104	41	62	66	63	60	23	22	60	7	7	80	8	7	62	0	0	100			

TREND TABLE A NUMBER OF BALLOT MEASURES, PERCENT OF TOTAL MEASURES, AND PERCENT PASSING BY TYPE, JURISDICTION AND YEAR

	ALL MEASURES			BONDS			TAXES			ORDINANCE			RECALLS			INITIATIVES			CHARTER AMENDMENT			
	Number of Measures	% of All Measures	Pass Rate	Number of Measures	% of All Measures	Pass Rate	Number of Measures	% of All Measures	Pass Rate	Number of Measures	% of All Measures	Pass Rate	Number of Measures	% of All Measures	Pass Rate	Number of Measures	% of All Measures	Pass Rate	Number of Measures	% of All Measures	Pass Rate	
ALL MEASURES	1995	252	100	61	91	36	47	26	10	35	46	18	61	8	3	88	8	3	50	54	21	93
	1996	573	100	57	64	11	59	141	25	40	176	31	58	33	6	70	18	3	39	115	20	73
	1997	342	100	60	127	37	59	100	29	56	45	13	69	29	8	38	7	2	71	31	9	81
	1998	572	100	60	144	25	58	162	28	48	115	20	58	19	3	74	9	2	56	94	16	77
	1999	283	100	59	107	38	59	54	19	57	68	24	57	14	5	69	10	4	40	20	7	50
	2000	559	100	59	135	24	60	122	22	39	154	28	58	11	2	100	21	4	67	79	14	67
	2001	233	100	70	73	31	75	68	29	72	33	14	58	21	9	71	1	0	100	25	11	60
	2002	657	100	65	245	37	76	155	24	54	136	21	54	8	1	63	10	2	40	77	12	77
	2003	178	100	62	22	12	55	62	35	48	47	26	70	9	5	89	5	3	40	24	13	75
	2004	715	100	63	179	25	75	258	36	47	144	20	64	11	2	73	14	2	29	72	10	79
	2005	295	100	64	57	19	74	111	38	58	59	20	54	11	4	82	7	2	43	35	12	89
	2006	555	100	60	184	33	59	142	26	56	123	22	63	17	3	29	22	4	36	39	7	82
	2007	179	100	71	22	12	55	61	34	74	40	22	58	13	7	100	1	1	0	38	21	79
2008	593	100	75	201	34	84	188	31	67	123	20	65	12	2	58	11	2	91	39	7	90	
COUNTY MEASURES	1995	17	7	53				6	35	33	2	12	0						6	35	83	
	1996	115	20	49	4	3	50	35	30	29	35	30	54	4	3	100	7	6	14	23	20	65
	1997	24	7	63	7	29	57	7	29	71	4	17	100	2	8	50				4	17	25
	1998	121	21	59	1	1	0	50	41	38	31	26	72				4	3	25	25	21	76
	1999	33	17	67	1	3	100	16	48	50	8	24	63							4	12	100
	2000	116	21	49	6	5	83	51	45	29	28	24	50				8	7	88	8	7	38
	2001	36	15	75	3	8	100	13	36	77	11	31	64	4	11	75				1	3	0
	2002	98	15	56	5	5	20	38	39	45	39	40	67	1	1	0	2	2	50	7	7	71
	2003	28	16	64				12	43	25	15	54	100	1	4	0						
	2004	142	20	54				59	42	44	47	33	62	1	1	0	4	3	25	18	13	56
	2005	57	19	63	3	5	67	24	42	65	16	28	56	3	5	100	3	5	67	2	4	50
	2006	93	17	52				44	47	41	30	32	60	4	4	25	2	2	50	6	6	83
	2007	29	16	76	1	3	100	3	10	67	16	55	63	8	28	100						
2008	90	15	62	3	3	100	33	37	74	40	44	65	1	1	100	2	2	100	4	4	100	

TREND TABLE A NUMBER OF BALLOT MEASURES, PERCENT OF TOTAL MEASURES, AND PERCENT PASSING BY TYPE, JURISDICTION AND YEAR

		ALL MEASURES			BONDS			TAXES			ORDINANCE			RECALLS			INITIATIVES			CHARTER AMENDMENT		
		Number of Measures	% of All Measures	Pass Rate	Number of Measures	% of All Measures	Pass Rate	Number of Measures	% of All Measures	Pass Rate	Number of Measures	% of All Measures	Pass Rate	Number of Measures	% of All Measures	Pass Rate	Number of Measures	% of All Measures	Pass Rate	Number of Measures	% of All Measures	Pass Rate
CITY MEASURES	1995	118	47	71	4	3	75	7	6	29	38	32	58				7	6	43	48	41	94
	1996	371	65	58	10	3	30	98	26	43	120	32	58	25	7	76	11	3	55	92	25	75
	1997	144	42	58	2	1	50	70	49	50	28	19	54	9	6	22	7	5	71	27	19	89
	1998	287	50	60	9	3	78	102	36	48	79	28	53	7	2	43	5	2	80	69	24	77
	1999	119	42	53	4	3	75	27	23	52	48	40	48	8	67	100	10	8	40	16	13	38
	2000	297	53	60	11	4	82	65	22	45	113	38	56	6	2	100	13	4	64	71	24	70
	2001	94	40	68	8	9	63	32	34	72	18	19	61	3	3	100	1	1	100	24	26	63
	2002	309	47	60	12	4	83	102	33	58	94	30	48	5	2	60	8	3	38	70	23	77
	2003	89	50	67	2	2	50	14	16	71	29	33	55	6	7	100	5	6	40	24	27	75
	2004	338	47	59	7	2	43	148	44	46	92	27	63	6	2	67	10	3	30	54	16	87
	2005	135	46	61	2	1	0	47	35	55	37	27	51	3	2	33	4	3	25	33	24	91
	2006	255	46	64	10	4	50	83	33	69	85	33	61	6	2	17	20	8	35	33	13	82
	2007	108	60	71	2	2	0	40	37	73	19	18	53	5	5	100	1	1	0	38	35	79
2008	258	44	73	5	2	100	111	43	71	80	31	65	8	3	38	9	3	89	35	14	89	
SCHOOL DISTRICT MEASURES	1995	117	46	51	87	74	45	13	11	38	6	5	100	8	7	88	1	1	100			
	1996	87	15	61	50	57	66	8	9	63	21	24	62	4	5	0						
	1997	174	51	62	118	68	59	23	13	70	13	7	92	18	10	44						
	1998	164	29	62	134	82	57	10	6	100	5	3	40	12	7	92						
	1999	131	46	62	102	78	58	11	8	82	12	9	92	6	5	33						
	2000	146	26	63	118	81	57	6	4	67	13	9	92	5	3	100						
	2001	103	44	71	62	60	76	23	22	70	4	4	25	14	14	64						
	2002	250	38	75	228	91	76	15	6	53	3	1	100	2	1	100						
	2003	61	34	52	20	33	55	36	59	47	3	5	67	2	3	100						
	2004	235	33	73	172	73	77	51	22	53	5	2	100	4	2	100						
	2005	103	35	69	52	50	77	40	39	55	6	6	67	5	5	100						
	2006	207	37	58	174	84	60	15	7	27	8	4	88	7	3	43						
	2007	42	23	67	19	45	58	18	43	78	5	12	60									
2008	245	41	82	193	79	83	44	18	75	3	1	67	3	1	100							

TREND TABLE B NUMBER OF BALLOT MEASURES, PERCENT OF TOTAL MEASURES, AND PERCENT PASSING BY TOPIC, JURISDICTION AND YEAR

	ALL MEASURES			EDUCATION			GOVERNANCE			LAND USE			PUBLIC SAFETY			PUBLIC FACILITIES			GENERAL SERVICES			TRANSPORTATION			REVENUE		
	Mean Number of Measures	% of All Measures	Pass Rate	Mean Number of Measures	% of All Measures	Pass Rate	Mean Number of Measures	% of All Measures	Pass Rate	Mean Number of Measures	% of All Measures	Pass Rate	Mean Number of Measures	% of All Measures	Pass Rate	Mean Number of Measures	% of All Measures	Pass Rate	Mean Number of Measures	% of All Measures	Pass Rate	Mean Number of Measures	% of All Measures	Pass Rate	Mean Number of Measures	% of All Measures	Pass Rate
ALL MEASURES																											
1995-2008	428	100	63	147	34	67	98	23	63	36	8	50	26	6	48	23	5	45	19	4	60	12	3	51	52	12	49
EVEN YEARS	603	100	63	190	31	70	126	21	66	47	8	56	34	6	53	29	5	49	24	4	60	15	3	58	54	9	57
ODD YEARS	252	100	63	104	41	62	56	22	73	19	7	50	12	5	55	11	4	63	12	5	66	6	2	51	27	12	73
COUNTY																											
1995-2008	71	17	57	1	1	78	20	28	69	7	10	46	9	12	45	8	12	48	5	8	63	8	11	64	8	11	51
EVEN YEARS	111	18	54	1	1	67	30	27	67	11	10	48	14	13	43	13	11	40	7	7	58	12	11	61	12	11	53
ODD YEARS	32	13	67	0	1	100	9	29	75	3	8	39	3	10	54	4	13	72	3	10	74	3	11	75	4	9	43
CITY																											
1995-2008	209	49	62	1	1	63	76	36	68	29	14	58	17	8	57	14	7	56	14	7	63	4	2	43	43	21	67
EVEN YEARS	302	50	62	2	1	69	107	36	67	41	14	61	26	9	58	21	7	57	18	6	62	6	2	51	60	20	63
ODD YEARS	115	46	64	1	1	50	44	39	72	16	14	52	9	8	56	7	6	52	9	8	63	3	2	26	24	22	78
SCHOOL																											
1995-2008	148	34	67	145	98	58	2	1	63				0	0	0	0	0	0	0	0	0				1	0	83
EVEN YEARS	191	32	70	187	98	56	2	1	43				0	0	0				0	0	0				1	1	83
ODD YEARS	104	41	62	102	98	62	2	2	85							0	0	0									

TREND TABLE B NUMBER OF BALLOT MEASURES, PERCENT OF TOTAL MEASURES, AND PERCENT PASSING BY TOPIC, JURISDICTION AND YEAR

	ALL MEASURES			EDUCATION			GOVERNANCE			LAND USE			PUBLIC SAFETY			PUBLIC FACILITIES			GENERAL SERVICES			TRANSPORTATION			REVENUE			
	Number of Measures	% of All Measures	Pass Rate	Number of Measures	% of All Measures	Pass Rate	Number of Measures	% of All Measures	Pass Rate	Number of Measures	% of All Measures	Pass Rate	Number of Measures	% of All Measures	Pass Rate	Number of Measures	% of All Measures	Pass Rate	Number of Measures	% of All Measures	Pass Rate	Number of Measures	% of All Measures	Pass Rate	Number of Measures	% of All Measures	Pass Rate	
ALL MEASURES	1995	252	100	61	120	48	53	63	25	84	14	6	57	12	5	50	14	6	57				2	1	0			
	1996	573	100	57	84	15	70	210	37	65	54	9	56	39	7	51	38	7	37	71	12	51	6	1	50			
	1997	342	100	60	175	51	62	43	13	67	19	6	68	12	4	42	15	4	60	35	10	60	4	1	50			
	1998	572	100	60	158	28	63	130	23	64	46	8	70	37	6	43	33	6	58	25	4	80	23	4	70			
	1999	283	100	59	119	42	59	62	22	63	29	10	41	14	5	57	4	1	75	13	5	54	8	3	88			
	2000	559	100	59	151	27	63	141	25	63	73	13	55	31	6	48	39	7	67	20	4	55	21	4	43	15	3	73
	2001	233	100	70	105	45	72	46	19	67	7	3	71	11	5	73	19	8	58	7	3	71	4	2	25	31	13	87
	2002	657	100	65	250	38	75	144	22	66	44	7	43	42	6	57	35	5	49	20	3	60	10	2	40	85	13	62
	2003	178	100	62	61	34	52	52	29	73	15	8	60	12	7	50	5	3	60	6	3	100	8	4	38	13	7	62
	2004	715	100	63	234	33	72	146	21	74	58	8	52	55	8	47	37	5	38	23	3	70	25	3	76	110	15	47
	2005	295	100	64	103	35	69	60	20	72	28	9	39	18	6	44	14	5	64	18	6	67	13	4	62	33	11	70
	2006	555	100	60	207	37	58	109	20	60	51	9	61	37	7	73	22	4	41	12	2	58	22	4	50	61	11	62
	2007	179	100	71	42	23	67	63	35	81	18	10	39	5	3	100	8	4	88	7	4	86	4	2	25	31	17	68
2008	593	100	75	246	41	82	99	17	74	43	7	72	39	7	49	32	5	66	10	2	80	14	2	50	92	16	77	
COUNTY MEASURES	1995	17	7	53				7	41	71	3	18	33				3	18	67				1	6	0			
	1996	115	20	49	1	1	100	45	39	64	11	10	38	8	7	50	15	13	13	12	10	42	3	3	100			
	1997	24	7	63	1	4	100	5	21	60	3	13	100	2	8	0	5	21	40	3	13	100	1	4	100			
	1998	121	21	59				24	20	75	13	11	62	14	12	36	12	10	42	15	12	67	16	13	75			
	1999	33	17	67				5	15	80				3	9	50	3	9	67	3	9	0	8	24	88			
	2000	116	21	49	1	1	100	22	19	64	17	15	35	14	12	36	16	14	44	8	7	63	16	14	50	9	8	78
	2001	36	15	75	2	6	100	12	33	58	1	3	100	7	19	100	5	14	80	4	11	75	1	3	0	4	11	75
	2002	98	15	56				34	35	71	7	7	71	15	15	33	11	11	36	7	7	57	5	5	40	12	12	67
	2003	28	16	64				10	36	90				5	18	40				2	7	100	2	7	100	6	21	17
	2004	142	20	54	3	2	33	35	25	69	14	10	14	22	15	50	13	9	54	4	3	50	20	14	75	17	12	41
	2005	57	19	63				12	21	67	6	11	33	6	11	33	8	14	75	9	16	78	9	16	78	4	7	50
	2006	93	17	52				28	30	54	10	11	70	11	12	55	7	8	43	2	2	50	15	16	40	11	12	27
	2007	29	16	76				14	48	93	5	17	0				5	17	100	2	7	100	2	7	50			
2008	90	15	62	1	1	100	25	28	76	7	8	86	14	16	43	14	16	50	4	4	75	7	8	57	11	12	64	

TREND TABLE C COMMUNITY SERVICE DISTRICT AND COUNTY SERVICE AREA MEASURES BY COUNTY

	1998			1999			2000			2001			2002			2003			2004			2005			2006			2007			2008			1998-2008								
	N	%	Pass Rate	N	%	Pass Rate	N	%	Pass Rate	N	%	Pass Rate	N	%	Pass Rate	N	%	Pass Rate	N	%	Pass Rate	N	%	Pass Rate	N	%	Pass Rate	N	%	Pass Rate	N	%	Pass Rate									
Butte							1	100	100																						1	10	100									
Calaveras																																4	57	75								
Contra Costa	1	33	100				4	80	25	1	100	100	2	100	50				3	60	67	3	100	100				2	100	100	3	100	67	19	73	68						
El Dorado	2	12	50				7	78	29				1	50	100	6	100	0	2	20	100	14	88	64	2	100	0	3	100	100	1	50	0	38	57	47						
Fresno	1	50	100																													1	8	100								
Humboldt																																1	100	0	4	36	25					
Imperial																																	1	13	100							
Inyo							1	50	100																								1	13	100							
Kern	6	100	50				2	100	0	4	100	75																						16	80	50						
Lake																																	1	100	100	2	33	50				
Lassen							1	33	0				4	80	25																				7	64	29					
Marin				4	100	100	5	100	80	10	91	90	3	100	100	1	100	100																		2	100	100				
Mendocino				1	100	0							1	100	0																					3	43	33				
Monterey													1	100	0																						1	9	0			
Nevada							1	100	100																												1	25	100			
Orange	1	100	100																																	1	100	100				
Placer	1	33	100																																	1	33	0				
Plumas							1	100	100	2	100	100																										4	67	100		
Riverside				3	100	33				1	100	0	2	67	50	2	100	0	1	100	100																	9	69	33		
Sacramento	2	40	100				3	75	33																												1	100	100			
San Bernardino	2	100	50				3	100	67				1	100	0	1	100	0	1	20	0																1	50	100			
San Diego	10	83	30				3	60	33	1	100	100	2	40	0																							3	33	33		
San Joaquin																																						2	40	100		
San Luis Obispo				5	100	100	1	33	0				1	50	100																							5	83	100		
San Mateo																																						1	14	100		
Santa Barbara										1	100	0																											1	25	100	
Santa Cruz																																							1	100	0	
Shasta							1	100	0																														1	11	0	
Siskiyou							2	100	100																														5	83	0	
Sonoma							1	20	100	1	100	100																												2	100	0
							1	100	100																															1	50	0

TREND TABLE C COMMUNITY SERVICE DISTRICT AND COUNTY SERVICE AREA MEASURES BY COUNTY

	1998			1999			2000			2001			2002			2003			2004			2005			2006			2007			2008			1998-2008				
	N	%	Pass Rate	N	%	Pass Rate	N	%	Pass Rate	N	%	Pass Rate	N	%	Pass Rate	N	%	Pass Rate	N	%	Pass Rate	N	%	Pass Rate	N	%	Pass Rate	N	%	Pass Rate	N	%	Pass Rate					
Stanislaus																							1	50	0								1	25	0	2	25	0
Trinity																								1	50	100										1	20	100
Tulare																1	100	100																		2	67	0
Tuolumne				1	100	0	1	33	0																											2	25	100
Yuba							2	67	50																											3	25	33
Total for CSD/CSA Measures Over All Counties	26	21	54	14	42	71	40	35	48	21	58	81	18	18	44	13	46	38	29	20	48	31	54	74	20	22	50	13	45	92	17	19	59	242	29	59		

TREND TABLE D NUMBER OF COMMUNITY SERVICE DISTRICT AND COUNTY SERVICE AREA MEASURES, PERCENT OF TOTAL COUNTY MEASURES, AND PERCENT PASSING BY TYPE AND YEAR

	ALL CSD/CSA			TAXES			BONDS			ADVISORY			RECALLS			GANN LIMIT			ORDINANCE		
	Number of Measures	% of County Measures	Pass Rate	Number of Measures	% of County Measures	Pass Rate	Number of Measures	% of County Measures	Pass Rate	Number of Measures	% of County Measures	Pass Rate	Number of Measures	% of County Measures	Pass Rate	Number of Measures	% of County Measures	Pass Rate	Number of Measures	% of County Measures	Pass Rate
1998	26	21	54	19	16	58													7	6	14
1999	14	42	71	11	33	64										3	9	100			
2000	40	35	48	28	24	29	1	1	100	3	3	67				6	5	100	2	2	100
2001	21	58	81	11	31	82	2	6	100				3	8	100	3	8	100	2	6	0
2002	18	18	44	14	14	36										4	4	75			
2003	13	46	38	11	39	27													2	7	100
2004	29	20	48	23	16	39				1	1	100				2	1	100	3	2	67
2005	31	54	74	23	40	65	2	4	100				3	5	100	1	2	100	2	4	100
2006	20	22	50	14	15	50							4	4	25				2	2	100
2007	13	45	92	3	10	67							8	28	100	1	3	100	1	3	100
2008	17	19	59	10	11	40				1	1	0				4	4	100	2	2	100
1998-2008	242	29	59	167	20	48	5	1	100	5	1	60	18	2	83	24	3	96	23	3	61

TREND TABLE E COMPARISON OF PASS RATES FOR COUNTY-WIDE AND COMMUNITY SERVICE DISTRICT/ COUNTY SERVICE AREA TAX MEASURES, 1998-2008

	Total Number of County Measures	NON-CSD/CSA COUNTY-WIDE MEASURES		CSD/CSA MEASURES		NON-CSD/CSA COUNTY-WIDE TAX MEASURES		CSD/CSA COUNTY TAX MEASURES	
		Number of Measures	Pass Rate	Number of Measures	Pass Rate	Number of Measures	Pass Rate	Number of Measures	Pass Rate
1998	121	95	60	26	54	13	9	19	58
1999	33	19	64	14	71	5	20	11	64
2000	116	75	50	40	48	24	30	28	29
2001	36	15	67	21	81	2	50	11	82
2002	98	80	59	18	44	24	50	14	36
2003	28	15	87	13	38	1	0	11	27
2004	142	113	56	29	48	36	47	23	39
2005	57	26	50	31	74	1	100	23	65
2006	93	73	52	20	50	30	37	14	50
2007	29	16	63	13	92			3	67
2008	90	73	63	17	59	23	43	10	40
1998-2008	843	600	58	242	59	159	39	167	48

TREND TABLE F NUMBER OF COMMUNITY SERVICE DISTRICT AND COUNTY SERVICE AREA MEASURES, PERCENT OF TOTAL COUNTY MEASURES, AND PERCENT PASSING BY TOPIC AND YEAR

	ALL CSD/CSA			LAND USE			PUBLIC SAFETY			GOVERNANCE			ENVIRONMENT			TRANSPORTATION			PUBLIC FACILITIES			GENERAL SERVICES			REVENUE		
	Number of Measures	% of County Measures	Pass Rate	Number of Measures	% of County Measures	Pass Rate	Number of Measures	% of County Measures	Pass Rate	Number of Measures	% of County Measures	Pass Rate	Number of Measures	% of County Measures	Pass Rate	Number of Measures	% of County Measures	Pass Rate	Number of Measures	% of County Measures	Pass Rate	Number of Measures	% of County Measures	Pass Rate	Number of Measures	% of County Measures	Pass Rate
1998	26	21	54				12	10	58				3	2	33	2	2	50				6	5	17			
1999	14	42	71				2	6	50				3	9	0	5	15	100									
2000	40	35	48	2	2	0	10	9	30	2	2	100				6	5	17	5	4	40	5	4	60	1	1	100
2001	21	58	81				6	17	100	4	11	75				1	3	0	4	11	75	4	11	75	2	6	100
2002	18	18	44				11	11	45	3	3	67							3	3	33	1	1	0			
2003	13	46	38				5	18	40	2	7	100													6	21	17
2004	29	20	48				17	12	47	1	1	0				3	2	33	4	3	50	1	1	0	2	1	100
2005	31	54	74	2	4	0	1	2	100	3	5	100				6	11	100	6	11	67	9	16	78	4	7	50
2006	20	22	50				7	8	71	5	5	40				2	2	50	2	2	0	2	2	50	2	2	50
2007	13	45	92							9	31	100				1	3	0	1	3	100	2	7	100			
2008	17	19	59				7	8	43	2	2	100				2	2	50				1	1	0	5	6	80
1998-2008	242	29	59	4	0	0	78	9	52	31	4	81	6	1	17	28	3	57	25	3	52	31	4	55	22	3	59

TREND TABLE G NUMBER OF CANDIDATES BY JURISDICTION AND YEAR

	NUMBER OF CANDIDATES			
	ALL CANDIDATES	COUNTY CANDIDATES	CITY CANDIDATES	SCHOOL DISTRICT CANDIDATES
1995	2,381	0	754	1,627
1996	5,530	822	2,160	2,548
1997	2,498	25	748	1,729
1998	5,502	1,167	1,903	2,432
1999	2,293	138	738	1,417
2000	5,153	894	2,200	2,059
2001	2,525	189	702	1,634
2002	6,072	1,412	2,210	2,450
2003	2,106	213	571	1,322
2004	5,155	878	2,232	2,045
2005	2,580	167	1,005	1,408
2006	5,644	1,247	2,162	2,235
2007	2,051	207	833	1,011
2008	5,246	782	2,282	2,182
Total	54,736	8,141	20,500	26,099

TREND TABLE H NUMBER OF CANDIDATES FOR MAJOR COUNTY OFFICES BY YEAR

	TOTAL NUMBER OF CANDIDATES	NUMBER OF COUNTY CANDIDATES	COUNTY SUPERVISOR CANDIDATES		CSD/CSA CANDIDATES	
			NUMBER OF CANDIDATES	% OF COUNTY CANDIDATES	NUMBER OF CANDIDATES	% OF COUNTY CANDIDATES
1995	2,381	0	0	0	*	*
1996	5,530	822	574	70	*	*
1997	2,498	25	21	84	*	*
1998	5,502	1,167	362	31	22	2
1999	2,293	138	5	4	109	79
2000	5,153	894	501	56	174	19
2001	2,525	189	0	0	186	98
2002	6,072	1,412	362	26	266	19
2003	2,106	213	10	5	181	85
2004	5,155	878	523	60	235	27
2005	2,580	167	4	2	155	93
2006	5,644	1,247	366	29	235	19
2007	2,051	207	10	5	179	86
2008	5,246	782	441	56	174	22
TOTAL	54,736	8,141	3,179	39	1,916	24

*The California Elections Data Archive did not collect information on CSD/CSA candidates until 1998.

TREND TABLE I PERCENT OF INCUMBENT CANDIDATES AND PERCENT OF PREVAILING INCUMBENTS BY MAJOR OFFICE, JURISDICTION AND YEAR

		% OF ALL CANDIDATES	% OF COUNTY SUPERVISOR CANDIDATES	% OF CITY COUNCIL CANDIDATES	% OF SCHOOL DISTRICT CANDIDATES
PERCENT OF CANDIDATES WHO ARE INCUMBENTS	1995	27	0	18	30
	1996	26	24	23	28
	1997	30	5	23	33
	1998	32	27	26	32
	1999	30	0	23	32
	2000	30	30	26	32
	2001	30	0	24	32
	2002	34	32	27	36
	2003	31	0	22	35
	2004	33	28	28	37
	2005	31	0	23	36
	2006	34	28	29	36
	2007	31	0	27	33
	2008	34	30	30	38
PERCENTAGE OF INCUMBENTS WHO WIN	1995	79	0	78	78
	1996	79	69	75	78
	1997	76	0	79	74
	1998	85	86	82	83
	1999	77	0	80	75
	2000	79	87	80	75
	2001	77	0	79	76
	2002	82	78	79	79
	2003	76	0	72	77
	2004	80	78	81	76
	2005	79	0	81	77
	2006	81	86	78	78
	2007	76	0	78	75
	2008	76	85	80	70
PERCENTAGE OF WINNING CANDIDATES WHO ARE INCUMBENTS	1995	49	0	39	50
	1996	47	43	42	47
	1997	49	0	45	49
	1998	55	56	48	53
	1999	51	0	45	51
	2000	52	67	51	50
	2001	50	0	51	49
	2002	56	56	49	56
	2003	50	0	39	54
	2004	55	55	51	57
	2005	52	0	50	52
	2006	55	59	51	56
	2007	49	0	52	48
	2008	56	61	55	55

2008 ELECTION SERIES SUMMARY:
ELECTION OUTCOMES FOR
COUNTY, CITY AND SCHOOL DISTRICT
BALLOT MEASURES AND CANDIDATES

TABLE A SUMMARY OF OUTCOMES FOR ALL COUNTY, CITY AND SCHOOL DISTRICT BALLOT MEASURES BY TYPE OF MEASURE AND COUNTY, 2008

	TAXES		BONDS		CHARTER AMENDMENT		ADVISORY		INITIATIVE		RECALL		GANN LIMIT		ORDINANCE		POLICY/POSITION STATEMENT		ALL MEASURES		
	PASS	FAIL	PASS	FAIL	PASS	FAIL	PASS	FAIL	PASS	FAIL	PASS	FAIL	PASS	FAIL	PASS	FAIL	PASS	FAIL	PASS	FAIL	TOTAL
Alameda	14	8	4	0	15	1			3	1					0	1			36	11	47
Amador	1	0																	1	0	1
Butte			2	2															2	2	4
Calaveras			1	0															1	0	1
Colusa	1	1													0	1			1	2	3
Contra Costa	9	2	4	0							2	0	2		6	0			23	2	25
Del Norte			1	0															1	0	1
El Dorado	0	1	4	1											1	0			5	2	7
Fresno	4	3	5	5											0	1			9	9	18
Glenn			1	2											1	0			2	2	4
Humboldt	5	0	2	0			0	1							2	0			9	1	10
Imperial	1	1	0	2											1	0			2	3	5
Inyo			1	0															1	0	1
Kern	1	2	8	0															9	2	11
Kings			2	0															2	0	2
Lake	1	0																	1	0	1
Lassen	0	1	1	0															1	1	2
Los Angeles	19	7	28	1	1	1	5	0	1	0	2	4			6	4			62	17	79
Madera			2	0											0	1			2	1	3
Marin	5	0	1	0									2		3	1			11	1	12
Mariposa			1	0															1	0	1
Mendocino	0	1	1	1											1	0			2	2	4
Merced			2	1											1	0			3	1	4
Modoc	0	1																	0	1	1
Mono	1	0	0	1							1	0							2	1	3
Monterey	2	3	2	1			1	0											5	4	9
Napa			0	1											4	0			4	1	5
Nevada	1	0	0	2											0	4			1	6	7

TABLE A SUMMARY OF OUTCOMES FOR ALL COUNTY, CITY AND SCHOOL DISTRICT BALLOT MEASURES BY TYPE OF MEASURE AND COUNTY, 2008

	TAXES		BONDS		CHARTER AMENDMENT		ADVISORY		INITIATIVE		RECALL		GANN LIMIT		ORDINANCE		POLICY/POSITION STATEMENT		ALL MEASURES		
	PASS	FAIL	PASS	FAIL	PASS	FAIL	PASS	FAIL	PASS	FAIL	PASS	FAIL	PASS	FAIL	PASS	FAIL	PASS	FAIL	PASS	FAIL	TOTAL
Orange	1	2	9	0	4	0	1	0	2	0	2	0			9	2			28	4	32
Placer	0	3	3	4	1	0									1	1			5	8	13
Riverside	4	0	6	0											6	0			16	0	16
Sacramento	2	0	3	0											1	0			6	0	6
San Benito	0	1	1	1											1	2			2	4	6
San Bernardino	3	2	12	0	2	0	1	0			0	1			3	1			21	4	25
San Diego	5	3	11	0	5	0	1	0							6	3			28	6	34
San Francisco	5	0	2	0											13	11	2	0	22	11	33
San Joaquin			3	0											2	0			5	0	5
San Luis Obispo	1	0			1	0									0	1			2	1	3
San Mateo	7	5	3	0	0	2													10	7	17
Santa Barbara	5	2	2	1	1	0			1	0									9	3	12
Santa Clara	9	1	10	0	2	0							1	0	4	2			26	3	29
Santa Cruz	6	2	1	2									1	0					8	4	12
Shasta			5	1															5	1	6
Siskiyou	1	3	1	0															2	3	5
Solano	1	0	1	0											1	0			3	0	3
Sonoma	4	2	3	1											1	1			8	4	12
Stanislaus	0	2	4	0	1	0			2	0					1	0			8	2	10
Sutter			1	0											1	2			2	2	4
Tehama					1	0									1	0			2	0	2
Trinity			1	0															1	0	1
Tulare	0	1	7	1	1	0													8	2	10
Tuolumne	1	0																	1	0	1
Ventura	3	1	4	0					1	0					3	3			11	4	15
Yolo	3	0	1	0			1	0											5	0	5
Yuba	0	1	2	1											0	1			2	3	5
All Counties	126	62	169	32	35	4	10	1	10	1	7	5	6	0	80	43	2	0	445	148	593

TABLE B SUMMARY OF OUTCOMES FOR ALL COUNTY, CITY AND SCHOOL DISTRICT BALLOT MEASURES BY TOPIC OF MEASURE AND COUNTY, 2008

	EDUCATION		LAND USE		SAFETY		GOVERNANCE		ENVIRONMENT		TRANSPORT		FACILITIES		HOUSING		GENERAL SERVICES		REVENUE		OTHER		ALL MEASURES		
	PASS	FAIL	PASS	FAIL	PASS	FAIL	PASS	FAIL	PASS	FAIL	PASS	FAIL	PASS	FAIL	PASS	FAIL	PASS	FAIL	PASS	FAIL	PASS	FAIL	PASS	FAIL	TOTAL
Alameda	7	1	2	0	2	4	14	2			0	1	1	2			2	0	7	1	1	0	36	11	47
Amador					1	0																	1	0	1
Butte	2	2																					2	2	4
Calaveras	1	0																					1	0	1
Colusa					1	0	0	1										0	1				1	2	3
Contra Costa	7	1	2	0	0	1	6	0			1	0	2	0					5	0			23	2	25
Del Norte	1	0																					1	0	1
El Dorado	4	1									1	1											5	2	7
Fresno	5	5			2	1	0	1					0	1					2	1			9	9	18
Glenn	2	2																					2	2	4
Humboldt	2	0															0	1	5	0	2	0	9	1	10
Imperial	0	2			0	1					1	0					1	0					2	3	5
Inyo	1	0																					1	0	1
Kern	8	0									0	1							1	1			9	2	11
Kings	2	0																					2	0	2
Lake											1	0											1	0	1
Lassen	1	0											0	1									1	1	2
Los Angeles	30	3	4	1	2	1	5	7					1	0	1	0			18	4	1	1	62	17	79
Madera	2	0					0	1															2	1	3
Marin	4	0			2	0	1	1	1	0									3	0			11	1	12
Mariposa	1	0																					1	0	1
Mendocino	1	2			1	0																	2	2	4
Merced	2	1					1	0															3	1	4
Modoc					0	1																	0	1	1
Mono	0	1					1	0					1	0									2	1	3
Monterey	3	1					1	0			0	1							1	2			5	4	9

TABLE B SUMMARY OF OUTCOMES FOR ALL COUNTY, CITY AND SCHOOL DISTRICT BALLOT MEASURES BY TOPIC OF MEASURE AND COUNTY, 2008

	EDUCATION		LAND USE		SAFETY		GOVERNANCE		ENVIRONMENT		TRANSPORT		FACILITIES		HOUSING		GENERAL SERVICES		REVENUE		OTHER		ALL MEASURES		
	PASS	FAIL	PASS	FAIL	PASS	FAIL	PASS	FAIL	PASS	FAIL	PASS	FAIL	PASS	FAIL	PASS	FAIL	PASS	FAIL	PASS	FAIL	PASS	FAIL	PASS	FAIL	TOTAL
Napa	0	1	3	0			1	0															4	1	5
Nevada	0	2	0	2			0	2			1	0											1	6	7
Orange	10	0	7	1			7	1					1	0					1	2	2	0	28	4	32
Placer	3	5	1	0			1	1					0	1					0	1			5	8	13
Riverside	6	0	1	0			5	0											4	0			16	0	16
Sacramento	3	0			1	0	1	0											1	0			6	0	6
San Benito	1	1	1	0			0	2											0	1			2	4	6
San Bernardino	12	0	2	0	0	2	3	1					1	1					3	0			21	4	25
San Diego	11	0	1	3	2	1	7	0					4	1					3	1			28	6	34
San Francisco	2	0			0	1	9	4	1	0			4	2	1	2	2	0	2	0	1	2	22	11	33
San Joaquin	3	0					1	0											1	0			5	0	5
San Luis Obispo			0	1			1	0					1	0									2	1	3
San Mateo	7	2	0	2	1	0							0	1					2	2			10	7	17
Santa Barbara	4	1			0	2					1	0					2	0	2	0			9	3	12
Santa Clara	14	0	2	1	1	0	2	0					4	1					3	1			26	3	29
Santa Cruz	4	2			1	1			1	0			1	0					1	1			8	4	12
Shasta	5	1																					5	1	6
Siskiyou	1	0			1	2													0	1			2	3	5
Solano	2	0	1	0																			3	0	3
Sonoma	5	3															1	1	2	0			8	4	12
Stanislaus	4	0	2	0	0	1	2	0			0	1											8	2	10
Sutter	2	0					0	2															2	2	4
Tehama							2	0															2	0	2
Trinity	1	0																					1	0	1
Tulare	7	1			0	1															1	0	8	2	10
Tuolumne					1	0																	1	0	1

TABLE B SUMMARY OF OUTCOMES FOR ALL COUNTY, CITY AND SCHOOL DISTRICT BALLOT MEASURES BY TOPIC OF MEASURE AND COUNTY, 2008

	EDUCATION		LAND USE		SAFETY		GOVERNANCE		ENVIRONMENT		TRANSPORT		FACILITIES		HOUSING		GENERAL SERVICES		REVENUE		OTHER		ALL MEASURES		
	PASS	FAIL	PASS	FAIL	PASS	FAIL	PASS	FAIL	PASS	FAIL	PASS	FAIL	PASS	FAIL	PASS	FAIL	PASS	FAIL	PASS	FAIL	PASS	FAIL	PASS	FAIL	TOTAL
Ventura	5	2	2	0			2	0			0	2					2	0			11	4	15		
Yolo	2	0									1	0					2	0			5	0	5		
Yuba	2	1	0	1													0	1			2	3	5		
All Counties	202	44	31	12	19	20	73	26	3	0	7	7	21	11	2	2	8	2	71	21	8	3	445	148	593

TABLE C SUMMARY OF ELECTION OUTCOMES FOR ALL COUNTY, CITY AND SCHOOL DISTRICT OFFICES, 2008

		County Supervisor		Director, CSD*		Other County Offices		City Council		Other City Offices		School Board Member		Total	
		Percent	N	Percent	N	Percent	N	Percent	N	Percent	N	Percent	N	Percent	N
Incumbent Candidates	Win	85.1	114	61.8	42	94.1	16	80.0	456	91.4	170	69.9	577	76.3	1,375
	Lose	14.9	20	38.2	26	5.9	1	20.0	114	8.6	16	30.1	249	23.7	426
	Total	100.0	134	100.0	68	100.0	17	100.0	570	100.0	186	100.0	826	100.0	1,801
Non-Incumbent Candidates	Win	24.1	74	50.0	53	37.3	56	29.0	378	25.8	57	34.6	469	31.6	1,087
	Lose	75.9	233	50.0	53	62.7	94	71.0	927	74.2	164	65.4	887	68.4	2,358
	Total	100.0	307	100.0	106	100.0	150	100.0	1,305	100.0	221	100.0	1,356	100.0	3,445
Winning Candidates	Incumbent	60.6	114	44.2	42	22.2	16	54.7	456	74.9	170	55.2	577	55.8	1,375
	Non-Incumbent	39.4	74	55.8	53	77.8	56	45.3	378	25.1	57	44.8	469	44.2	1,087
	Total	100.0	188	100.0	95	100.0	72	100.0	834	100.0	227	100.0	1,046	100.0	2,462
Losing Candidates	Incumbent	7.9	20	32.9	26	1.1	1	11.0	114	8.9	16	55.2	249	15.3	426
	Non-Incumbent	92.1	233	67.1	53	98.9	94	89.0	927	91.1	164	78.1	887	84.7	2,358
	Total	100.0	253	100.0	79	100.0	95	100.0	1,041	100.0	180	100.0	1,136	100.0	2,784
All Candidates	Incumbent	30.4	134	39.1	68	10.2	17	30.4	570	45.7	186	37.9	826	34.3	1,801
	Non-Incumbent	69.6	307	60.9	106	89.8	150	69.6	1,305	54.3	221	62.1	1,356	65.7	3,445
	Total	100.0	441	100.0	174	100.0	167	100.0	1,875	100.0	106	100.0	2,182	100.0	5,246

*Directors of Community Service Districts, and Community Service Areas

PART 1
VOTE TOTALS, ELECTION OUTCOMES
AND TEXT FOR CITY BALLOT MEASURES

TABLE 1.1 VOTE TOTALS FOR CITY BALLOT MEASURES BY COUNTY, 2008

COUNTY	DATE	CITY	MEASURE TITLE	TYPE OF MEASURE	TOPIC OF MEASURE	VOTE IN FAVOR	TOTAL VOTE	PERCENT OF VOTE	PASS OR FAIL	
ALAMEDA	3/4/2008	Piedmont	Measure C	Charter Amendment	Governance: Elections	3,193	3,483	91.7%	Pass	
			Measure D	Miscellaneous Tax	General Services: Maintenance	2,616	3,541	73.9%	Pass ^T	
	6/3/2008	Oakland	Measure J	Utility Tax	Revenues: Tax Creation/Increase/Continuation	44,694	56,154	79.6%	Pass	
		Union City	Measure K	Miscellaneous Tax	Safety: Multiple Emergency Services	3,950	6,364	62.1%	Fail ^T	
	11/4/2008	Alameda	Measure P	Property Tax	Revenues: Tax Creation/Increase/Continuation	16,178	31,820	50.8%	Pass	
			Measure Q	Charter Amendment	Governance	22,846	28,827	79.3%	Pass	
			Measure R	Charter Amendment	Governance: Contracting/Bidding/Leasing	23,779	28,808	82.5%	Pass	
			Measure S	Charter Amendment	Governance: Contracting/Bidding/Leasing	19,416	28,978	67.0%	Pass	
			Measure T	Charter Amendment	Governance	19,045	28,563	66.7%	Pass	
			Measure U	Charter Amendment	Governance: Organization	21,623	28,606	75.6%	Pass	
			Measure V	Charter Amendment	Governance: Organization	22,954	28,463	80.6%	Pass	
			Measure W	Charter Amendment	Governance: Organization	16,773	27,094	61.9%	Pass	
			Measure X	Charter Amendment	Governance: Organization	15,765	27,537	57.3%	Pass	
			Albany	Measure AA	Charter Amendment	Governance: Contracting/Bidding/Leasing	5,390	6,662	80.9%	Pass
				Measure BB	Charter Amendment	Governance: Personnel/Labor Relations	3,844	7,020	54.8%	Pass
				Measure CC	Charter Amendment	Governance: Organization	5,522	6,750	81.8%	Pass
				Measure DD	Property Tax	Revenues: Tax Creation/Increase/Continuation	3,130	6,972	44.9%	Fail
				Measure EE	Miscellaneous Tax	Safety: Emergency Medical/Paramedic	4,509	7,048	64.0%	Fail ^T
	Measure Y	Charter Amendment		Governance: Organization	3,305	7,171	46.1%	Fail		
	Berkeley	Measure Z	Charter Amendment	Governance: Organization	5,375	6,673	80.5%	Pass		
		Measure FF	GO Bond	Facilities: Libraries	37,973	55,834	68.0%	Pass ^T		
		Measure GG	Miscellaneous Tax	Safety: Multiple Emergency Services	40,513	56,477	71.7%	Pass ^T		
		Measure HH	Miscellaneous Tax	Revenues: Tax Creation/Increase/Continuation	41,178	53,326	77.2%	Pass		
		Measure II	Charter Amendment	Governance: Incorporation/Formation/Annexation	39,372	50,179	78.5%	Pass		
		Measure JJ	Initiative	Other	34,502	55,017	62.7%	Pass		
		Measure KK	Initiative	Transport: Mass Transit	12,427	53,341	23.3%	Fail		
Fremont	Oakland	Measure LL	Ordinance	Governance: Organization	21,743	50,280	43.2%	Fail		
		Measure MM	Transient Occupancy Tax	Revenues: Tax Creation/Increase/Continuation	45,574	68,588	66.4%	Pass		
Oakland	Measure NN	Property Tax	Safety: Police	81,859	150,458	54.4%	Fail ^T			
	Measure OO	Charter Amendment	General Services: Social/Welfare	78,896	148,538	53.1%	Pass			

^TIndicates measure required a two-thirds vote to pass. ^FIndicates measure required a 55% vote to pass. All other city measures required a majority vote.

TABLE 1.1 VOTE TOTALS FOR CITY BALLOT MEASURES BY COUNTY, 2008

COUNTY	DATE	CITY	MEASURE TITLE	TYPE OF MEASURE	TOPIC OF MEASURE	VOTE IN FAVOR	TOTAL VOTE	PERCENT OF VOTE	PASS OR FAIL
ALAMEDA (continued)	11/4/2008	Pleasanton	Measure PP	Initiative	Land Use: Growth Cap/Boundary	18,623	31,290	59.5%	Pass
			Measure QQ	Initiative	Land Use: Growth Cap/Boundary	17,142	31,817	53.9%	Pass
		San Leandro	Measure RR	Utility Tax	Revenues: Tax Repeal/Reduction/Limit	24,265	28,950	83.8%	Pass
			Measure SS	Miscellaneous Tax	Revenues: Voter Approval	22,751	28,864	78.8%	Pass ^T
			Measure TT	Property Tax	Safety: Police	15,853	28,424	55.8%	Fail ^T
		Union City	Measure UU	Miscellaneous Tax	Safety: Multiple Emergency Services	15,700	21,434	73.2%	Pass ^T
ALPINE	No City Measures								
AMADOR	No City Measures								
BUTTE	No City Measures								
CALAVERAS	No City Measures								
COLUSA	11/4/2008	Colusa	Measure A	Sales Tax	Revenues: Tax Creation/Increase/Continuation	779	1,805	43.2%	Fail
			Measure B	Sales Tax	Safety: Multiple Emergency Services	903	1,804	50.1%	Pass
			Measure C	Ordinance	Governance: Organization	810	1,757	46.1%	Fail
CONTRA COSTA	2/5/2008	El Cerrito	Measure A	Sales Tax	Transport: Roads	6,860	9,651	71.1%	Pass ^T
		Pinole	Recall 1	Recall	Governance: Recall	3,498	5,992	58.4%	Pass
			Recall 2	Recall	Governance: Recall	3,357	5,850	57.4%	Pass
		Richmond	Measure B	Utility Tax	Revenues: Tax Repeal/Reduction/Limit	16,081	21,738	74.0%	Pass
	6/3/2008	Orinda	Measure E	Property Tax	Facilities: Libraries	4,455	6,010	74.1%	Pass ^T
	11/4/2008	Concord	Measure G	Ordinance	Governance: Organization	23,848	40,925	58.3%	Pass
		Martinez	Measure H	GO Bond	Facilities	12,247	17,763	68.9%	Pass ^T
		Moraga	Measure J	Ordinance	Land Use: Open Space	7,691	8,910	86.3%	Pass
			Measure K	Ordinance	Land Use: Open Space	5,037	9,001	56.0%	Pass
		Oakley	Measure L	Business Tax	Revenues: Tax Creation/Increase/Continuation	5,917	10,301	57.4%	Pass
		Pinole	Measure N	Ordinance	Governance: Political Reform/Term Limits	5,585	7,669	72.8%	Pass
	Richmond	Measure T	Business Tax	Revenues: Tax Creation/Increase/Continuation	15,473	30,036	51.5%	Pass	
	San Ramon	Measure P	Ordinance	Governance: Personnel/Labor Relations	13,041	25,391	51.4%	Pass	
		Measure Q	Ordinance	Governance: Political Reform/Term Limits	12,431	24,693	50.3%	Pass	
DEL NORTE	No City Measures								
EL DORADO	No City Measures								
FRESNO	2/5/2008	Coalinga	Measure D	Ordinance	Governance: Political Reform/Term Limits	614	1,822	33.7%	Fail ^T
		Reedley	Measure G	Sales Tax	Safety: Police	3,036	4,093	74.2%	Pass ^T
		Sanger	Measure S	Sales Tax	Safety: Multiple Emergency Services	2,674	3,746	71.4%	Pass ^T

TABLE 1.1 VOTE TOTALS FOR CITY BALLOT MEASURES BY COUNTY, 2008

COUNTY	DATE	CITY	MEASURE TITLE	TYPE OF MEASURE	TOPIC OF MEASURE	VOTE IN FAVOR	TOTAL VOTE	PERCENT OF VOTE	PASS OR FAIL
FRESNO (continued)	11/4/2008	Kerman	Measure T	Transient Occupancy Tax	Revenues: Tax Creation/Increase/Continuation	1,340	2,679	50.0%	Pass
		Kingsburg	Measure A	Transient Occupancy Tax	Revenues: Tax Creation/Increase/Continuation	3,329	4,406	75.6%	Pass
		Parlier	Measure S	Property Tax	Safety: Multiple Emergency Services	1,034	1,748	59.2%	Fail ^T
		Selma	Measure R	Transient Occupancy Tax	Revenues: Tax Creation/Increase/Continuation	1,850	5,168	35.8%	Fail
GLENN	No City Measures								
HUMBOLDT	2/5/2008	Arcata	Measure A	Utility Tax	Revenues: Tax Creation/Increase/Continuation	2,556	4,249	60.2%	Pass
	11/4/2008	Arcata	Measure F	Ordinance	Other	6,690	9,195	72.8%	Pass
			Measure G	Sales Tax	Revenues: Tax Creation/Increase/Continuation	5,684	8,948	63.5%	Pass
	Eureka	Measure D	Sales Tax	Revenues: Tax Creation/Increase/Continuation	5,985	10,557	56.7%	Pass	
		Measure E	Transient Occupancy Tax	Revenues: Tax Creation/Increase/Continuation	6,681	10,628	62.9%	Pass	
		Measure J	Ordinance	Other	6,251	11,050	56.6%	Pass	
	Trinidad	Measure I	Sales Tax	Revenues: Tax Creation/Increase/Continuation	117	224	52.2%	Pass	
IMPERIAL	11/4/2008	Holtville	Measure C	Utility Tax	Safety: Police	760	1,303	58.3%	Fail ^T
INYO	No City Measures								
KERN	6/3/2008	McFarland	Measure E	Utility Tax	Revenues: Tax Creation/Increase/Continuation	127	518	24.5%	Fail
	11/4/2008	Arvin	Measure L	Sales Tax	Revenues: Tax Creation/Increase/Continuation	1,498	2,093	71.6%	Pass
		Ridgecrest	Measure N	Sales Tax	Transport: Roads	6,421	11,222	57.2%	Fail ^T
KINGS	No City Measures								
LAKE	No City Measures								
LASSEN	No City Measures								
LOS ANGELES	2/5/2008	Downey	Measure G	Charter Amendment	Governance: Political Reform/Term Limits	6,977	21,169	33.0%	Fail
		Huntington Park	Measure B	Utility Tax	Revenues: Tax Repeal/Reduction/Limit	4,804	6,138	78.3%	Pass
		Inglewood	Measure F	Ordinance	Other	9,772	23,111	42.3%	Fail
		Los Angeles	Measure S	Utility Tax	Revenues: Tax Repeal/Reduction/Limit	463,621	703,134	65.9%	Pass
		Pasadena	Measure D	Utility Tax	Revenues: Tax Creation/Increase/Continuation	21,375	36,594	58.4%	Pass
	4/8/2008	Avalon	Measure Z	Miscellaneous Tax	Revenues: Tax Creation/Increase/Continuation	192	758	25.3%	Fail
		Culver City	Measure W	Utility Tax	Revenues: Tax Creation/Increase/Continuation	3,333	4,306	77.4%	Pass
		Lancaster	Measure A	Advisory	Governance: Elections	6,173	8,466	72.9%	Pass
			Measure B	Advisory	Governance: Elections	2,867	5,589	51.3%	Pass
		Lawndale	Measure A	Ordinance	Facilities: Museum/Cultural/Comm Ctrs	811	1,070	75.8%	Pass

TABLE 1.1 VOTE TOTALS FOR CITY BALLOT MEASURES BY COUNTY, 2008

COUNTY	DATE	CITY	MEASURE TITLE	TYPE OF MEASURE	TOPIC OF MEASURE	VOTE IN FAVOR	TOTAL VOTE	PERCENT OF VOTE	PASS OR FAIL
LOS ANGELES (continued)	4/8/2008	Malibu	Measure D	Utility Tax	Revenues: Tax Repeal/Reduction/Limit	1,657	2,618	63.3%	Pass
			Measure E	Advisory	Other	1,624	2,692	60.3%	Pass
		Sierra Madre	Measure P	Ordinance	Governance: Personnel/Labor Relations	537	2,508	21.4%	Fail
			Measure U	Utility Tax	Revenues: Tax Creation/Increase/Continuation	1,723	2,744	62.8%	Pass
			Measure UA	Advisory	Safety: Multiple Emergency Services	1,701	2,656	64.0%	Pass
	6/3/2008	Covina	Measure C	Utility Tax	Revenues: Tax Creation/Increase/Continuation	3,745	5,750	65.1%	Pass
			South Gate	Measure P	Sales Tax	Revenues: Tax Creation/Increase/Continuation	2,659	3,574	74.4%
		Torrance	Measure T	Utility Tax	Revenues: Tax Creation/Increase/Continuation	10,716	19,062	56.2%	Pass
	11/4/2008	Beverly Hills	Measure H	Ordinance	Land Use: Zoning	7,972	15,815	50.4%	Pass
			City of Commerce	Recall 1	Recall	Governance: Recall	1,897	3,759	50.5%
		Recall 2		Recall	Governance: Recall	1,798	3,614	49.8%	Fail
		El Monte	Measure GG	Sales Tax	Revenues: Tax Creation/Increase/Continuation	13,393	18,767	71.4%	Pass
		Hawthorne	Measure V	Utility Tax	Revenues: Tax Creation/Increase/Continuation	15,704	21,398	73.4%	Pass
		Inglewood	Measure UUT	Utility Tax	Revenues: Tax Repeal/Reduction/Limit	29,590	35,135	84.2%	Pass
		Lakewood	Measure L	Utility Tax	Revenues: Tax Creation/Increase/Continuation	25,678	32,530	78.9%	Pass
		Long Beach	Measure G	Utility Tax	Revenues: Tax Creation/Increase/Continuation	84,503	141,024	59.9%	Pass
			Measure I	Property Tax	Revenues	75,821	143,440	52.9%	Fail ^T
		Los Angeles	Measure A	Property Tax	Safety	712,039	1,074,435	66.3%	Fail ^T
			Measure B	Ordinance	Housing: Affordable	616,711	1,028,337	60.0%	Pass
		Lynwood	Measure C	Ordinance	Governance: Political Reform/Term Limits	9,663	12,968	74.5%	Pass
			Measure HH	Advisory	Safety: Police	7,790	13,042	59.7%	Pass
			Measure II	Utility Tax	Revenues: Tax Repeal/Reduction/Limit	8,211	12,564	65.4%	Pass
		Maywood	Measure MC	Sales Tax	Revenues: Tax Creation/Increase/Continuation	2,238	4,686	47.8%	Fail
		Pico Rivera	Measure P	Sales Tax	Revenues: Tax Creation/Increase/Continuation	13,787	20,176	68.3%	Pass
		Pomona	Measure PC	Utility Tax	Revenues: Tax Creation/Increase/Continuation	8,127	29,446	27.6%	Fail
		Redondo Beach	Measure DD	Initiative	Land Use: Voter Approval	17,412	29,653	58.7%	Pass
			Measure EE	Charter Amendment	Land Use: Voter Approval	14,528	28,570	50.9%	Pass
		Rosemead	Measure CC	Ordinance	Governance	3,845	10,244	37.5%	Fail
	San Gabriel	Measure SG	Utility Tax	Revenues: Tax Creation/Increase/Continuation	6,517	9,855	66.1%	Pass	
	Santa Monica	Measure SM	Utility Tax	Revenues: Tax Creation/Increase/Continuation	20,254	39,401	51.4%	Pass	
Measure T		Ordinance	Land Use: Zoning	18,439	41,500	44.4%	Fail		
South Pasadena	Measure SP	Ordinance	Land Use	6,776	12,221	55.4%	Pass		

TABLE 1.1 VOTE TOTALS FOR CITY BALLOT MEASURES BY COUNTY, 2008

COUNTY	DATE	CITY	MEASURE TITLE	TYPE OF MEASURE	TOPIC OF MEASURE	VOTE IN FAVOR	TOTAL VOTE	PERCENT OF VOTE	PASS OR FAIL
LOS ANGELES (continued)	12/9/2008	Maywood	Measure M	Ordinance	Governance: Political Reform/Term Limits	1,199	2,006	59.8%	Pass
			Recall 1	Recall	Governance: Recall	936	2,156	43.4%	Fail
			Recall 2	Recall	Governance: Recall	969	2,202	44.0%	Fail
			Recall 3	Recall	Governance: Recall	925	2,153	43.0%	Fail
MADERA	2/5/2008	Oakhurst	Measure C	Ordinance	Governance: Incorporation/Formation/Annexation	884	2,010	44.0%	Fail
MARIN	6/3/2008	Belvedere	Measure C	Ordinance	Safety: Multiple Emergency Services	611	706	86.5%	Pass
		Ross	Measure D	Miscellaneous Tax	Revenues: Tax Creation/Increase/Continuation	612	955	64.1%	Pass
	11/4/2008	Fairfax	Measure C	Ordinance	Environment: Regulation	3,705	4,719	78.5%	Pass
				Measure D	Ordinance	Governance: Organization	1,989	4,053	49.1%
MARIPOSA	No City Measures								
MENDOCINO	No City Measures								
MERCED	6/3/2008	Dos Palos	Measure L	Ordinance	Governance: Organization	252	405	62.2%	Pass
MODOC	11/4/2008	Alturas	Measure K	Sales Tax	Safety: Multiple Emergency Services	598	1,245	48.0%	Fail ^T
MONO	6/3/2008	Mammoth Lakes	Measure R	Sales Tax	Facilities: Parks/Recreation	1,055	1,470	71.8%	Pass ^T
MONTEREY	2/5/2008	Seaside	Measure R	Sales Tax	Revenues: Tax Creation/Increase/Continuation	3,018	5,189	58.2%	Fail ^T
	6/3/2008	Pacific Grove	Measure U	Sales Tax	Revenues: Tax Creation/Increase/Continuation	3,010	4,596	65.5%	Pass
	11/4/2008	Pacific Grove	Measure Y	Advisory	Governance: Personnel/Labor Relations	4,105	7,326	56.0%	Pass
		Seaside	Measure E	Utility Tax	Revenues: Tax Repeal/Reduction/Limit	3,439	7,989	43.0%	Fail
NAPA	11/4/2008	Yountville	Measure M	Ordinance	Governance: Elections	965	1,637	58.9%	Pass
NEVADA	11/4/2008	Grass Valley	Measure Y	Ordinance	Land Use: Growth Cap/Boundary	1,723	5,877	29.3%	Fail ^F
			Measure Z	Ordinance	Land Use: Voter Approval	1,458	5,877	24.8%	Fail ^F
		Nevada City	Measure W	Ordinance	Governance: Organization	762	1,873	40.7%	Fail ^F
			Measure X	Ordinance	Governance: Organization	652	1,873	34.8%	Fail ^F
		Truckee	Measure V	Sales Tax	Transport: Roads	6,042	7,555	80.0%	Pass ^T
ORANGE	2/5/2008	Newport Beach	Measure B	Charter Amendment	Governance	16,938	32,030	52.9%	Pass
		San Clemente	Measure C	Ordinance	Land Use: Zoning	6,813	21,937	31.1%	Fail
		Santa Ana	Measure D	Charter Amendment	Governance: Political Reform/Term Limits	18,969	35,164	53.9%	Pass
			Measure E	Charter Amendment	Governance: Political Reform/Term Limits	18,743	34,631	54.1%	Pass
	6/3/2008	Irvine	Measure H	Ordinance	Governance: Political Reform/Term Limits	14,718	18,191	80.9%	Pass
		San Clemente	Measure I	Ordinance	Land Use: Zoning	7,789	11,354	68.6%	Pass

TABLE 1.1 VOTE TOTALS FOR CITY BALLOT MEASURES BY COUNTY, 2008

COUNTY	DATE	CITY	MEASURE TITLE	TYPE OF MEASURE	TOPIC OF MEASURE	VOTE IN FAVOR	TOTAL VOTE	PERCENT OF VOTE	PASS OR FAIL	
ORANGE (continued)	11/4/2008	Buena Park	Measure P	Initiative	Governance	13,129	22,436	58.5%	Pass	
		Garden Grove	Measure Q	Ordinance	Governance: Political Reform/Term Limits	22,365	44,709	50.0%	Pass	
		Irvine	Measure S	Ordinance	Other	45,425	71,288	63.7%	Pass	
		La Habra	Measure T	Sales Tax	Revenues: Tax Creation/Increase/Continuation	9,855	18,000	54.8%	Pass	
		Rossmoor ^P	Measure U-A	Ordinance	Governance: Incorporation/Formation/Annexation	1,746	6,158	28.4%	Fail	
			Measure U-B	Utility Tax	Revenues: Tax Creation/Increase/Continuation	1,763	6,007	29.3%	Fail	
			Measure U-C	Utility Tax	Revenues: Tax Creation/Increase/Continuation	1,204	5,979	20.1%	Fail	
		San Clemente	Measure V	Ordinance	Land Use: Open Space	20,486	28,542	71.8%	Pass	
			Measure W	Advisory	Land Use: Zoning	15,726	29,460	53.4%	Pass	
		San Juan Capistrano	Measure X	Initiative	Land Use: Voter Approval	10,556	13,395	78.8%	Pass	
			Measure Y	GO Bond	Land Use: Open Space	9,618	13,690	70.3%	Pass ^T	
		Seal Beach	Measure Z	Ordinance	Land Use: Zoning	10,441	14,417	72.4%	Pass	
		Villa Park	Measure AA	Ordinance	Other	2,791	3,612	77.3%	Pass	
		Yorba Linda	Measure BB	Ordinance	Land Use	24,665	31,237	79.0%	Pass	
		PLACER	2/5/2008	Rocklin	Measure H	Ordinance	Land Use: Open Space	9,841	18,344	53.6%
Measure J	Property Tax				Facilities: Parks/Recreation	10,772	18,186	59.2%	Fail ^T	
PLUMAS	No City Measures									
RIVERSIDE	2/5/2008	Riverside	Measure A	Ordinance	Land Use: Zoning	36,938	54,633	67.6%	Pass	
		Wildomar	Measure C	Ordinance	Governance: Incorporation/Formation/Annexation	4,012	6,517	61.6%	Pass	
			Measure D	Ordinance	Governance: Organization	3,457	6,069	57.0%	Pass	
	6/3/2008	Menifee Valley ^P	Measure F	Ordinance	Governance: Incorporation/Formation/Annexation	7,160	11,556	62.0%	Pass	
			Measure G	Ordinance	Governance: Organization	5,276	10,325	51.1%	Pass	
			Measure H	Ordinance	Governance	5,664	10,701	52.9%	Pass	
	11/4/2008	Cathedral City	Measure L	Utility Tax	Revenues: Tax Creation/Increase/Continuation	8,742	12,794	68.3%	Pass	
			Hemet	Measure O	Utility Tax	Revenues: Tax Creation/Increase/Continuation	13,212	23,944	55.2%	Pass
			Indio	Measure K	Utility Tax	Revenues: Tax Creation/Increase/Continuation	10,691	16,400	65.2%	Pass
Moreno Valley			Measure P	Utility Tax	Revenues: Tax Repeal/Reduction/Limit	36,080	45,561	79.2%	Pass	
SACRAMENTO	11/4/2008	Galt	Measure R	Sales Tax	Safety: Police	4,978	7,320	68.0%	Pass ^T	
		Sacramento	Measure O	Utility Tax	Revenues: Tax Repeal/Reduction/Limit	92,557	142,575	64.9%	Pass	

^PProposed city.

TABLE 1.1 VOTE TOTALS FOR CITY BALLOT MEASURES BY COUNTY, 2008

COUNTY	DATE	CITY	MEASURE TITLE	TYPE OF MEASURE	TOPIC OF MEASURE	VOTE IN FAVOR	TOTAL VOTE	PERCENT OF VOTE	PASS OR FAIL
SAN BENITO	6/3/2008	San Juan Bautista	Measure U	Sales Tax	Revenues: Tax Creation/Increase/Continuation	211	424	49.8%	Fail
	11/4/2008	Hollister	Measure Y	Ordinance	Land Use: Zoning	5,263	10,105	52.1%	Pass
		San Juan Bautista	Measure W	Ordinance	Governance: Organization	237	705	33.6%	Fail
			Measure X	Ordinance	Governance: Organization	246	703	35.0%	Fail
SAN BERNARDINO	2/5/2008	San Bernardino	Measure L	Utility Tax	Revenues: Tax Repeal/Reduction/Limit	22,636	28,244	80.1%	Pass ^T
	6/3/2008	Colton	Recall 1	Recall	Governance: Recall	1,548	4,097	37.8%	Fail
		Needles	Measure O	Sales Tax	Facilities: Health Facilities	489	784	62.4%	Fail ^T
		Victorville	Measure P	Charter Amendment	Governance	3,810	5,586	68.2%	Pass
	11/4/2008	Barstow	Measure D	Sales Tax	Safety: Multiple Emergency Services	3,346	5,872	57.0%	Fail ^T
		Big Bear Lake	Measure Y	Transient Occupancy Tax	Revenues: Tax Creation/Increase/Continuation	1,503	2,512	59.8%	Pass
			Measure YY	Advisory	Facilities	1,910	2,440	78.3%	Pass
		Loma Linda	Measure T	Ordinance	Land Use: Open Space	5,995	6,867	87.3%	Pass
		Needles	Measure H	Ordinance	Land Use: Zoning	1,063	1,454	73.1%	Pass
			Measure I	Ordinance	Safety: Police	415	1,429	29.0%	Fail
		Victorville	Measure C	Transient Occupancy Tax	Revenues: Tax Creation/Increase/Continuation	14,986	24,409	61.4%	Pass
	SAN DIEGO	2/5/2008	Coronado	Measure A	Ordinance	Land Use: Voter Approval	3,084	6,545	47.1%
Measure B				Ordinance	Facilities: Parks/Recreation	4,431	6,517	68.0%	Pass
6/3/2008		Carlsbad	Measure D	Ordinance	Governance	14,238	17,287	82.4%	Pass
		Chula Vista	Measure E	Ordinance	Land Use: Voter Approval	12,397	25,497	48.6%	Fail
		Encinitas	Measure F	Transient Occupancy Tax	Revenues	6,162	10,926	56.4%	Pass
Measure G			Transient Occupancy Tax	Facilities: Parks/Recreation	7,117	10,952	65.0%	Fail ^T	
San Diego		Measure A	Charter Amendment	Governance: Personnel/Labor Relations	130,108	191,476	68.0%	Pass	
		Measure B	Charter Amendment	Governance: Organization	148,672	193,559	76.8%	Pass	
		Measure C	Charter Amendment	Governance: Organization	122,065	193,745	63.0%	Pass	
11/4/2008		Chula Vista	Measure Q	Charter Amendment	Governance: Organization	43,017	73,111	58.8%	Pass
		Coronado	Measure F	Advisory	Facilities: Health Facilities	6,602	8,441	78.2%	Pass
		Del Mar	Measure G	Ordinance	Governance	2,181	2,580	84.5%	Pass
			Measure H	Transient Occupancy Tax	Revenues: Tax Creation/Increase/Continuation	1,602	2,569	62.4%	Pass
		El Cajon	Measure J	Sales Tax	Safety: Multiple Emergency Services	15,069	29,109	51.8%	Pass
		Encinitas	Measure K	Transient Occupancy Tax	Facilities: Parks/Recreation	21,716	31,040	70.0%	Pass ^T
	La Mesa	Measure L	Sales Tax	Revenues: Tax Creation/Increase/Continuation	13,704	24,688	55.5%	Pass	

TABLE 1.1 VOTE TOTALS FOR CITY BALLOT MEASURES BY COUNTY, 2008

COUNTY	DATE	CITY	MEASURE TITLE	TYPE OF MEASURE	TOPIC OF MEASURE	VOTE IN FAVOR	TOTAL VOTE	PERCENT OF VOTE	PASS OR FAIL
SAN DIEGO (continued)	11/4/2008	National City	Measure M	Sales Tax	Revenues: Tax Repeal/Reduction/Limit	4,851	11,364	42.7%	Fail
		San Diego	Measure C	Charter Amendment	Facilities: Parks/Recreation	300,569	448,992	66.9%	Pass
			Measure D	Ordinance	Safety: Civil Fines/Criminal Penalties	269,481	513,289	52.5%	Pass
		San Marcos	Measure N	Ordinance	Land Use: Voter Approval	16,782	24,392	68.8%	Pass
			Measure O	Ordinance	Land Use: Voter Approval	9,890	26,479	37.4%	Fail
		Santee	Measure P	Ordinance	Governance	14,465	20,836	69.4%	Pass
SAN FRANCISCO	County and City Measures included in County Report								
SAN JOAQUIN	11/4/2008	Stockton	Measure U	Ordinance	Revenues: Tax Creation/Increase/Continuation	44,193	71,810	61.5%	Pass
		Tracy	Measure T	Ordinance	Governance: Political Reform/Term Limits	15,480	22,959	67.4%	Pass
SAN LUIS OBISPO	6/3/2008	Pismo Beach	Measure C	Sales Tax	Facilities: Parks/Recreation	1,482	2,657	55.8%	Pass
	11/4/2008	Atascadero	Measure D	Ordinance	Land Use: Zoning	4,392	13,673	32.1%	Fail
		San Luis Obispo	Measure E	Charter Amendment	Governance	8,728	16,001	54.5%	Pass
SAN MATEO	6/3/2008	Half Moon Bay	Measure Q	Transient Occupancy Tax	Revenues: Tax Creation/Increase/Continuation	1,523	2,264	67.3%	Pass ^T
	11/4/2008	Brisbane	Measure T	Business Tax	Revenues: Tax Creation/Increase/Continuation	1,316	1,872	70.3%	Pass ^T
		Redwood City	Measure V	Charter Amendment	Land Use: Voter Approval	13,213	26,946	49.0%	Fail
			Measure W	Charter Amendment	Land Use: Voter Approval	10,520	28,114	37.4%	Fail
SANTA BARBARA	2/5/2008	Lompoc	Measure T	Sales Tax	Safety: Multiple Emergency Services	4,576	8,253	55.4%	Fail ^T
	11/4/2008	Buellton	Measure E	Initiative	General Services: Water	1,427	2,084	68.5%	Pass
			Measure F	Charter Amendment	General Services: Water	1,579	2,058	76.7%	Pass
		Santa Barbara	Measure G	Utility Tax	Revenues: Tax Repeal/Reduction/Limit	26,206	36,919	71.0%	Pass
		Solvang	Measure B	Transient Occupancy Tax	Revenues: Tax Creation/Increase/Continuation	1,193	2,352	50.7%	Pass
SANTA CLARA	2/5/2008	Los Gatos	Measure C	Ordinance	Governance: Organization	7,080	11,440	61.9%	Pass
			Measure D	Ordinance	Facilities: Parks/Recreation	4,163	12,164	34.2%	Fail
		Santa Clara	Measure A	Ordinance	Land Use: Zoning	15,119	25,267	59.8%	Pass
			Measure B	Ordinance	Land Use: Zoning	15,163	25,339	59.8%	Pass
	11/4/2008	Campbell	Measure O	Sales Tax	Revenues: Tax Creation/Increase/Continuation	10,657	15,108	70.5%	Pass
		Gilroy	Measure E	Charter Amendment	Governance: Elections	9,007	13,689	65.8%	Pass
			Measure F	GO Bond	Facilities: Libraries	10,029	14,516	69.1%	Pass ^T
		Morgan Hill	Measure G	Utility Tax	Revenues: Tax Creation/Increase/Continuation	5,103	14,487	35.2%	Fail
Measure H	Ordinance		Land Use: Redevelopment	6,909	13,828	50.0%	Fail		

TABLE 1.1 VOTE TOTALS FOR CITY BALLOT MEASURES BY COUNTY, 2008

COUNTY	DATE	CITY	MEASURE TITLE	TYPE OF MEASURE	TOPIC OF MEASURE	VOTE IN FAVOR	TOTAL VOTE	PERCENT OF VOTE	PASS OR FAIL
SANTA CLARA (continued)	11/4/2008	San Jose	Measure J	Utility Tax	Revenues: Tax Repeal/Reduction/Limit	217,976	280,574	77.7%	Pass
			Measure K	Utility Tax	Revenues: Tax Repeal/Reduction/Limit	220,146	276,738	79.6%	Pass
			Measure L	Ordinance	Safety: Fire	177,607	275,241	64.5%	Pass
			Measure M	Charter Amendment	Facilities: Parks/Recreation	198,999	274,092	72.6%	Pass
			Measure N	Mello/Roos Bond	Facilities: Libraries	21,894	31,566	69.4%	Pass ^T
SANTA CRUZ	8/26/2008	Santa Cruz	Measure T	Utility Tax	Safety: Multiple Emergency Services	4,944	9,689	51.0%	Pass
	11/4/2008	Capitola	Measure D	Sales Tax	Revenues: Tax Creation/Increase/Continuation	3,317	5,038	65.8%	Pass
		Santa Cruz	Measure E	Property Tax	Environment: Regulation	23,112	30,312	76.2%	Pass ^T
		Watsonville	Measure C	Utility Tax	Revenues: Tax Creation/Increase/Continuation	5,110	10,870	47.0%	Fail
SHASTA	No City Measures								
SIERRA	No City Measures								
SISKIYOU	No City Measures								
SOLANO	No City Measures								
SONOMA	11/4/2008	Petaluma	Measure K	Ordinance	General Services: Water	11,954	26,305	45.4%	Fail
		Rohnert Park	Measure L	Ordinance	General Services: Wastewater/Sewage	8,424	15,957	52.8%	Pass
		Sebastopol	Measure M	Utility Tax	Revenues: Tax Creation/Increase/Continuation	2,473	4,157	59.5%	Pass
		Windsor	Measure N	Transient Occupancy Tax	Revenues: Tax Creation/Increase/Continuation	8,035	11,442	70.2%	Pass
STANISLAUS	2/5/2008	Modesto	Measure M	Charter Amendment	Governance: Personnel/Labor Relations	31,946	40,807	78.3%	Pass
			Measure N	Ordinance	Governance: Organization	29,037	40,650	71.4%	Pass
SUTTER	6/3/2008	Yuba City	Measure S	Ordinance	Governance: Organization	3,397	8,001	42.5%	Fail
TEHAMA	No City Measures								
TRINITY	No City Measures								
TULARE	6/3/2008	Lindsay	Measure G	Sales Tax	Safety	163	557	29.3%	Fail
		Porterville	Measure H	Charter Amendment	Other	3,210	3,853	83.3%	Pass
TUOLUMNE	No City Measures								
VENTURA	6/3/2008	Santa Paula	Measure G	Initiative	Land Use: Zoning	3,292	3,987	82.6%	Pass
		Thousand Oaks	Measure B	Ordinance	Transport: Traffic Regulation/Reduction	11,753	26,877	43.7%	Fail
	11/4/2008	Fillmore	Measure H	Ordinance	Governance	2,366	3,932	60.2%	Pass
			Measure I	Ordinance	Land Use: Zoning	2,372	4,168	56.9%	Pass
		Oxnard	Measure O	Sales Tax	Revenues: Tax Creation/Increase/Continuation	29,162	44,798	65.1%	Pass
			Measure V	Ordinance	Transport: Traffic Regulation/Reduction	17,236	44,530	38.7%	Fail
Port Hueneme	Measure W	Sales Tax	Revenues: Tax Creation/Increase/Continuation	4,063	5,670	71.7%	Pass		

TABLE 1.1 VOTE TOTALS FOR CITY BALLOT MEASURES BY COUNTY, 2008

COUNTY	DATE	CITY	MEASURE TITLE	TYPE OF MEASURE	TOPIC OF MEASURE	VOTE IN FAVOR	TOTAL VOTE	PERCENT OF VOTE	PASS OR FAIL
YOLO	6/3/2008	Winters	Measure T	Utility Tax	Revenues: Tax Repeal/Reduction/Limit	559	811	68.9%	Pass
	11/4/2008	West Sacramento	Measure U	Advisory	Transport: Mass Transit	9,582	14,775	64.9%	Pass
			Measure V	Sales Tax	Revenues: Tax Creation/Increase/Continuation	8,636	14,936	57.8%	Pass
YUBA	11/4/2008	Marysville	Measure O	Sales Tax	Revenues: Tax Creation/Increase/Continuation	1,252	3,401	36.8%	Fail

TABLE 1.2 TEXT FOR CITY BALLOT MEASURES BY COUNTY, 2008

ALAMEDA	3/4/2008	Piedmont	Measure C	Pass
Shall Section 8.01 of the Piedmont City Charter be amended to establish the date for the general municipal elections to be on the first Tuesday after the first Monday of February of even numbered years, as more fully set forth in Resolution 87-07 of the Piedmont City Council on file with the Piedmont City Clerk?				
ALAMEDA	3/4/2008	Piedmont	Measure D	Pass (2/3 required)
To maintain essential services and prevent a reduction in maintenance of city facilities, shall the City of Piedmont authorize a new Municipal Services Tax at the same level authorized by the current tax measure, adjusted for inflation, as more specifically set forth in Ord. 674 N.S. which is on file with the City Clerk?				
ALAMEDA	6/3/2008	Oakland	Measure J	Pass
Without raising current tax rates, shall Oakland's existing telephone utility user tax be modernized so that tax payers are treated equally regardless of technology used?				
ALAMEDA	6/3/2008	Union City	Measure K	Fail (2/3 required)
Shall the existing Public Safety Services Tax be extended and enhanced to expire in twenty years, with adjusted tax rates and an annual adjustment cap of 3%, in order to fund current and expanded police and fire protection services, youth violence prevention and intervention programs and services, and emergency preparedness supplies and services, in Union City?				
ALAMEDA	11/4/2008	Alameda	Measure P	Pass
To maintain essential City services such as keeping existing fire stations open; maintaining neighborhood policing programs; improving traffic flow and pedestrian and bicycle safety; preventing recreation program cutbacks; and restoring previously reduced library hours; shall the City of Alameda increase the City real property transfer tax, charged when a property is sold, from \$5.40 to \$12.00 per \$1,000.00 of value, limited to 20 years and subject to audits?				
ALAMEDA	11/4/2008	Alameda	Measure Q	Pass
Shall the Charter of the City of Alameda be amended to delete obsolete and unclear language? Said amendments will be accomplished by amending Sections 2-4, 2-6, 2-9, 3-7(A), 3-7(B), 3-7(C), 3-7(F), 3-7(I), 3-15, 9-1(E), 12-3(D), 17-10, 22-4, and 28-6(A), deleting Sections 3-7(E), 3-15.1, 17-11, 23-4, 23-5, Art. XXV, and 28-6(B), and adding Section 2-16 to said Charter, all as more fully set forth in Resolution No. 14246 of the Council of the City of Alameda.				
ALAMEDA	11/4/2008	Alameda	Measure R	Pass
Shall the Charter of the City of Alameda be amended to provide that every contract shall be in writing and that the City shall not be bound by any contract unless it complies with the Charter? Such amendment will be accomplished by adding Section 22-13 of said Charter, as fully set forth in Resolution No. 14250 of the Council of the City of Alameda.				
ALAMEDA	11/4/2008	Alameda	Measure S	Pass
Shall the Charter of the City of Alameda be amended to provide that in an emergency the City Manager or designee may forego competitive bidding for a public work or improvement or purchase of materials or supplies to protect life, health, property or essential public services? Such amendment will be accomplished by adding Section 3-15.2, as fully set forth in Resolution No. 14253 of the Council of the City of Alameda.				
ALAMEDA	11/4/2008	Alameda	Measure T	Pass
Shall the Charter of the City of Alameda be amended to provide that Council may determine when City offices are to be open for business? Such amendment will be accomplished by amending Article XXII Sec. 8 of said Charter, as fully set forth in Resolution No. 14252 of the Council of the City of Alameda.				
ALAMEDA	11/4/2008	Alameda	Measure U	Pass
Shall the Charter of the City of Alameda be amended to provide that the Auditor have a Certified Public Accountant (CPA) license or a related educational degree, and no bond? Such amendment will be accomplished by amending Article IV of said Charter, as fully set forth in Resolution No. 14247 of the Council of the City of Alameda.				
ALAMEDA	11/4/2008	Alameda	Measure V	Pass
Shall the Charter of the City of Alameda be amended to require that the Treasurer be licensed as a Chartered Financial Analyst or Certified Financial Planner and annually recommend to Council an investment policy for City monies and monitor and report results of the City investment portfolio? Such amendment will be accomplished by amending Article V of said Charter, as fully set forth in Resolution No. 14248 of the Council of the City of Alameda.				
ALAMEDA	11/4/2008	Alameda	Measure W	Pass
Shall the Charter of the City of Alameda be amended to eliminate transportation from the jurisdiction of the Public Utilities Board? Such amendment will be accomplished by amending Article 12-1(A) of said Charter, as fully set forth in Resolution No. 14249 of the Council of the City of Alameda.				
ALAMEDA	11/4/2008	Alameda	Measure X	Pass
Shall the Charter of the City of Alameda be amended to eliminate reasons for removal of Historical Advisory Board members and to authorize the City Council to determine when it is appropriate to do so? Such amendment will be accomplished by amending Article XXVIII Sec. 5 of said Charter, as fully set forth in Resolution No. 14251 of the Council of the City of Alameda.				

TABLE 1.2 TEXT FOR CITY BALLOT MEASURES BY COUNTY, 2008

ALAMEDA	11/4/2008	Albany	Measure AA	Pass
Do you approve the modification of Section 4.03 of the City Charter, as is fully set forth in the voter pamphlet, to provide that the City Council shall by ordinance set threshold limits for the requirements for formal competitive bidding and shall establish such other procedures as are necessary for undertaking the completion of any public projects?				
ALAMEDA	11/4/2008	Albany	Measure BB	Pass
Do you approve the modification of amending the Albany City Charter to provide that council members shall receive \$300.00 per month as salary, as is now authorized for general law cities of a similar size by Government Code Section 36516(a)?				
ALAMEDA	11/4/2008	Albany	Measure CC	Pass
Do you approve the modification of Section 2.04, MEETINGS, of the City Charter, as is set forth in the voter pamphlet, to provide that the City Council, by resolution or ordinance, shall set the time when City Council meetings are held?				
ALAMEDA	11/4/2008	Albany	Measure DD	Fail
Shall the Albany Municipal Code, Chapter 4-5 entitled "Real Property Transfer Tax" be amended in Section 4-5.2 to provide for an increase in the tax rate from \$11.50 per \$1,000.00 to \$14.50 per \$1,000.00 of the value of consideration?				
ALAMEDA	11/4/2008	Albany	Measure EE	Fail (2/3 required)
Shall the Albany Municipal Code, Chapter 4-8 entitled "Paramedic Advanced Life Support Fire Engines and Ambulance Special Tax" be amended to provide that the City Council may increase the tax commencing in fiscal year 2010-2011 and on an annual basis thereafter by 4%?				
ALAMEDA	11/4/2008	Albany	Measure Y	Fail
Do you approve the modifications of Sections 2.01, 2.02, 5.01, 5.02, and 5.03 of the City Charter, as is fully set forth in the voter pamphlet, to provide for the electors of the City to directly elect the mayor beginning at the general election in 2012 and to provide for term limits for the mayoral position?				
ALAMEDA	11/4/2008	Albany	Measure Z	Pass
Do you approve the modification of Section 3.23 of the City Charter, as is fully set forth in the voter pamphlet, to provide that members of commissions, boards, committees, task forces, or other similar bodies, appointed by the City Council, shall serve for an interim term of up to 45 days after certification of an election, or until they are reappointed or replaced?				
ALAMEDA	11/4/2008	Berkeley	Measure FF	Pass (2/3 required)
Shall the City of Berkeley issue general obligation bonds not exceeding \$26,000,000 to renovate, expand, and make seismic and access improvements at four neighborhood branch libraries, but not the Central Library, with annual reporting by the Library Board to the City Council?				
ALAMEDA	11/4/2008	Berkeley	Measure GG	Pass (2/3 required)
To enable the City to keep fire stations open and improve emergency medical response and disaster preparedness, shall a special tax be authorized of \$.04083 per square foot of improvements in dwelling units and \$.06179 per square foot on all other improvements?				
ALAMEDA	11/4/2008	Berkeley	Measure HH	Pass
Shall the appropriation limit under Article XIII B of the California Constitution (or ceiling on city expenditures) be increased to allow for the expenditure of taxes previously approved by voters for parks maintenance; libraries; emergency medical services (EMS), and emergency services for severely disabled persons for fiscal years 2009 through 2012?				
ALAMEDA	11/4/2008	Berkeley	Measure II	Pass
Shall the City of Berkeley Charter be amended to give the City until December 31st of the third year following the decennial census to adopt new council districts that are as nearly equal in population as feasible?				
ALAMEDA	11/4/2008	Berkeley	Measure JJ	Pass
(INITIATIVE) Shall the City's ordinances be amended to eliminate limits on medical marijuana possessed by patients or caregivers; establish a peer review group for medical marijuana collectives to police themselves; and permit medical marijuana dispensaries as a matter of right under the zoning ordinance rather than through a use permit subject to a public hearing?				
ALAMEDA	11/4/2008	Berkeley	Measure KK	Fail
(INITIATIVE) Shall the initiative ordinance Requiring Voter Approval of Exclusive Transit-Only and HOV/Bus-Only Lanes be adopted?				
ALAMEDA	11/4/2008	Berkeley	Measure LL	Fail
Shall ordinance No. 6,958-N.S., Repealing and Reenacting Berkeley Municipal Code (BMC) Chapter 3.24 (Landmarks Preservation), passed by City Council, granting the Landmarks Preservation Commission new authority to prohibit, instead of suspend, demolition of historic resources; eliminating property owners' approval in establishing historic districts; and substantially revising procedures for designating historic resources (including limiting reconsideration of properties not designated) and regulating alteration or demolition of historic resources, subject to appeal to the Council, be adopted?				

TABLE 1.2 TEXT FOR CITY BALLOT MEASURES BY COUNTY, 2008

ALAMEDA	11/4/2008	Fremont	Measure MM	Pass
Shall the Fremont Municipal Code be amended to increase the transient occupancy tax (commonly called the "hotel tax") which is charged only to persons who occupy hotel or motel rooms in the City for 30 days or less, from the current 8% to 10%, in order to help maintain basic City services such as public safety and street and park maintenance?				
ALAMEDA	11/4/2008	Oakland	Measure NN	Fail (2/3 required)
To provide more police services to neighborhoods and businesses for the purpose of preventing crime and enhancing resources for investigation of crimes, shall the City of Oakland authorize a parcel tax to fund the cost of (1) adding a total of 105 police officers and 75 police services technicians; (2) a crime data management system for crime analysis; and (3) mandatory independent annual audits and evaluations with performance standards?				
ALAMEDA	11/4/2008	Oakland	Measure OO	Pass
To increase existing mandatory funding for children's and youth services, shall the City Charter be amended to (1) increase the annual set aside for grants to organizations serving children and youth to 1½ % for two years and 2½ % thereafter of the City's annual total revenues, with audits and an oversight committee, and (2) in addition to the set aside, increase the annual amount that the City is required to spend on children and youth?				
ALAMEDA	11/4/2008	Pleasanton	Measure PP	Pass
(INITIATIVE) Shall the Save Pleasanton's Hills and Housing Cap Citizens' Initiative be adopted?				
ALAMEDA	11/4/2008	Pleasanton	Measure QQ	Pass
(INITIATIVE) Shall the Pleasanton Ridgelines Protection and Growth Control Initiative be adopted, that would preserve scenic hillsides and ridges surrounding Pleasanton, and affirm and implement policies that protect hillsides and define housing units that respects the voter-approved housing cap?				
ALAMEDA	11/4/2008	San Leandro	Measure RR	Pass
Shall an ordinance be adopted to reduce the City of San Leandro's existing utility users' tax from 6% to 5.7% on telecommunications and video (cable-like) services; ensure that users of current and future technologies be treated fairly; and preserve funding for general municipal services such as police, maintenance of and improvements to city streets and sidewalks and graffiti removal?				
ALAMEDA	11/4/2008	San Leandro	Measure SS	Pass (2/3 required)
Shall the City of San Leandro, with no increase in rates, convert its existing 911 Emergency Communication System Access Fee Ordinance into an Emergency Communication System Access Tax, to insure that all future modifications to the tax rate structure require a vote of the people rather than a vote of the Council, and to maintain enhanced 911 Emergency Services to San Leandro residents?				
ALAMEDA	11/4/2008	San Leandro	Measure TT	Fail (2/3 required)
Shall the current level of police protections services be maintained at a minimum of 94 sworn police officers by adoption of a parcel tax in an annual amount of \$48 for single-family residences, \$24 per multi-family/mobile home unit, \$12 per thousand square feet for Commercial/Industrial, \$10 per thousand square feet for Non- Profit/Places of Worship and \$3 per thousand square feet for Unimproved Land, to end after four years?				
ALAMEDA	11/4/2008	Union City	Measure UU	Pass (2/3 required)
Shall the existing Public Safety Services Tax set to expire on April 23, 2009, be continued and expanded, for an additional eight (8) years, beginning April 24, 2009, in order to fund essential police and fire protection services in Union City as well as youth violence prevention and intervention programs?				
COLUSA	11/4/2008	Colusa	Measure A	Fail
Shall the City of Colusa Ordinance No. 439 levying a transactions and use tax of one-quarter of one-percent (0.25%) within the city limits, with tax revenues to be used for general municipal purposes, be approved?				
COLUSA	11/4/2008	Colusa	Measure B	Pass
Should the revenue from the transactions and use tax of one-quarter of one percent (0.25%) proposed by Ordinance No.439 be used to fund City of Colusa police and fire benefits?				
COLUSA	11/4/2008	Colusa	Measure C	Fail
Shall the office of the city clerk for the City of Colusa be appointive?				
CONTRA COSTA	2/5/2008	El Cerrito	Measure A	Pass (2/3 required)
To improve neighborhood streets; enhance road safety citywide by fixing potholes; maintaining, repairing and repaving streets; sealing cracks; improving handicap ramps, crosswalks, bicycle lanes; and maintaining road markings and signage, shall the City of El Cerrito incur debt to immediately begin and accelerate street improvements, paid by establishing a dedicated one-half cent sales tax used exclusively for street improvements, with citizens' oversight and independent audits of expenditure?				
CONTRA COSTA	2/5/2008	Pinole	Recall 1	Pass
Shall Maria Alegria be recalled (removed) from the office of Council Member?				
CONTRA COSTA	2/5/2008	Pinole	Recall 2	Pass
Shall Stephen Tilton be recalled (removed) from the office of Council Member?				

TABLE 1.2 TEXT FOR CITY BALLOT MEASURES BY COUNTY, 2008

CONTRA COSTA	2/5/2008	Richmond	Measure B	Pass
Shall an ordinance be adopted to reduce the rate of the City of Richmond's Telecommunications Users' Tax from 10% to 9.5%, and to revise the method for calculating and collecting the Telecommunications and Video Users' Tax to reflect technological advances and changes in state and federal law?				
CONTRA COSTA	6/3/2008	Orinda	Measure E	Pass (2/3 required)
For the purposes of maintaining the existing hours and services at the Orinda Library, replacing worn and outdated books and materials, and ensuring that the Library can continue existing programs for children, families and seniors, shall the City of Orinda be authorized to continue and adjust the existing tax from twenty-seven dollars to thirty-nine dollars per year per residential parcel or equivalent unit, only for the Orinda Library and subject to an annual audit?				
CONTRA COSTA	11/4/2008	Concord	Measure G	Pass
Shall the office of the City Clerk be appointive?				
CONTRA COSTA	11/4/2008	Martinez	Measure H	Pass (2/3 required)
To repair, renovate and make needed safety improvements to neighborhood parks, playgrounds, sporting fields, and the replacement of Rankin Pool; renovate and expand the Martinez Library with a designated children's area; provide youth recreational opportunities; and improve disabled access to parks and libraries, shall the City of Martinez issue \$30 million in general obligation bonds, subject to citizen oversight and independent audits with no money to administrators' salaries?				
CONTRA COSTA	11/4/2008	Moraga	Measure J	Pass
Shall the Ordinance Expanding Open Space and Residential Land Use Designations and Adopting Development Agreement be adopted?				
CONTRA COSTA	11/4/2008	Moraga	Measure K	Pass
Shall the ordinance Expanding Open Space and Imposing Development Restrictions be adopted?				
CONTRA COSTA	11/4/2008	Oakley	Measure L	Pass
Shall the Business License Tax Ordinance, Title 3 of Chapter 5 of the Oakley Municipal Code, be amended as set forth in Ordinance No. 14-08, altering the manner of calculating business license taxes that are used to provide general City services such as police, parks, recreation, code enforcement, library hours, youth activities, senior programs and street maintenance?				
CONTRA COSTA	11/4/2008	Pinole	Measure N	Pass
Shall an ordinance be adopted to enact term limits upon members of the Pinole City Council, preventing any person who serves three (3) successive terms from serving again until an intervening period of two (2) years has elapsed?				
CONTRA COSTA	11/4/2008	Richmond	Measure T	Pass
Shall the Richmond Business License Act be adopted effective January 1, 2009, to define the category of Manufacturer and to establish a license fee equal to one fourth of one percent (0.25%) of the value of the material used in the manufacturing process during the immediately preceding calendar year for large manufacturers, be adopted?				
CONTRA COSTA	11/4/2008	San Ramon	Measure P	Pass
Shall so much of Article III of the City of San Ramon Charter which currently reads as "Compensation for the elected Mayor of San Ramon shall be one hundred dollars per month more than a City Councilmember" be amended to read "Compensation for the elected Mayor of San Ramon shall be determined by resolution of the City Council."				
CONTRA COSTA	11/4/2008	San Ramon	Measure Q	Pass
Shall the following be added to Article III of the City of San Ramon Charter: Notwithstanding any of the above, if the general municipal election date is changed to the date of the statewide general election, the unexpired term of an incumbent Mayor shall be extended by one year or reduced by one year. If the term is extended, that individual may serve a total of nine years as Mayor.				
FRESNO	2/5/2008	Coalinga	Measure D	Fail (2/3 required)
Shall Ordinance No. 721, changing the powers of the city manager by removing the City Manager's power to appoint the Chief of Police and vesting said power in the City Council, be approved?				
FRESNO	2/5/2008	Reedley	Measure G	Pass (2/3 required)
To reduce gang/drug related crimes by: hiring/training/retaining police officers; deploying special enforcement units to fight gang members/drug dealers; providing firefighters with enhanced emergency medical training/equipment; upgrading police/fire radios; shall the City of Reedley sales tax be increased by one half cent with citizens' oversight and independent annual financial audits of all expenditures as provided by Ordinance No. 2007-05?				
FRESNO	2/5/2008	Sanger	Measure S	Pass (2/3 required)
To recruit/hire/train additional police officers, firefighters, paramedics and 9-1-1 emergency dispatch workers; purchase a fire engine, ambulance, and other emergency equipment; maintain special anti-gang/anti-drug police units; increase neighborhood patrols; increase police presence at schools; shall the City of Sanger impose a three quarters of a cent sales tax with a citizens' oversight committee, annual independent audits, and require all funds to be used for public safety purposes?				

TABLE 1.2 TEXT FOR CITY BALLOT MEASURES BY COUNTY, 2008

FRESNO	11/4/2008	Kerman	Measure T	Pass
Shall the City of Kerman establish a Transient Occupancy Tax (TOT) at the rate of 8 percent for the users of motels, hotels and similar temporary lodgings in the City to pay as part of their room rate?				
FRESNO	11/4/2008	Kingsburg	Measure A	Pass
To maintain and improve public safety services such as police and fire protection, street and pothole repair, parks, youth, after-school, anti-gang and anti-drug programs; senior and other city services, shall the City of Kingsburg impose a Transient Occupancy Tax, also known as a hotel bed tax paid only by hotel guests, of 12%, 4% more than the current Transient Occupancy Tax of 8%, and continuing to be subject to publicly available annual audits?				
FRESNO	11/4/2008	Parlier	Measure S	Fail (2/3 required)
To hire additional sworn officers including related training, equipment, vehicles, and for facilities expansion for the Parlier Police Department, and to raise additional funds to place paid Firefighters, and to expand the Parlier Fire Station, shall the City of Parlier be authorized to levy a parcel tax as set forth in Council resolution 2008-57 only for this purpose; subject to an annual audit.				
FRESNO	11/4/2008	Selma	Measure R	Fail
Shall the City of Selma increase the existing transient occupancy tax for the privilege of occupancy in any room, hotel, inn, tourist home, house, motel, or other lodging, for occupancy for a period less than 30 days from 6% to 10% of the rent charged by the operator of such lodging?				
HUMBOLDT	2/5/2008	Arcata	Measure A	Pass
Shall the City of Arcata continue to impose a three percent (3%) Utility Users Tax (Resolution No. 078-21) on the use of utility services in the City, including gas, electric, water, wastewater, and communications services?				
HUMBOLDT	11/4/2008	Arcata	Measure F	Pass
Shall the City of Arcata enact the proposed ordinance entitled: An Ordinance to Prohibit the Military Recruitment of Any Person under the Age of Eighteen?				
HUMBOLDT	11/4/2008	Arcata	Measure G	Pass
Shall the City of Arcata enact a three-quarter cent sales tax for general governmental purposes, such as: Filling potholes, maintaining, and repairing city streets; Increasing police staffing to improve downtown, Plaza, city forest, and park safety; Improving pedestrian and bicycle safety; Enhancing community and neighborhood safety; Providing safer sidewalks, pathways to schools, bicycle lanes, and wheelchair access, with a Citizens' Oversight Committee to ensure fiscal accountability and conduct annual audits of all expenditures?				
HUMBOLDT	11/4/2008	Eureka	Measure D	Pass
Shall the Eureka Municipal Code be amended to add a one quarter of one percent (0.25%) transaction and use tax to fund essential services such as police, fire, street maintenance, environmental programs, and parks and recreation? Should the tax be approved by voters the existing three percent (3%) utility user tax would be repealed.				
HUMBOLDT	11/4/2008	Eureka	Measure E	Pass
Shall the Eureka Municipal Code be amended to increase the currently assessed nine percent (9%) Transient Occupancy Tax to ten percent (10%) to fund essential services such as police, fire, street maintenance, environmental programs, and parks and recreation?				
HUMBOLDT	11/4/2008	Eureka	Measure J	Pass
Shall an ordinance to prohibit the military recruitment of any person under the age of eighteen be adopted?				
HUMBOLDT	11/4/2008	Trinidad	Measure I	Pass
Shall a 3/4 cent increase in the transaction and use tax in the City of Trinidad be approved for four years, starting April 1, 2009?				
IMPERIAL	11/4/2008	Holtville	Measure C	Fail (2/3 required)
To Support and Save Holtville's Police Department, shall the City of Holtville be authorized to increase the Utility User Tax by four percent?				
KERN	6/3/2008	McFarland	Measure E	Fail
Shall an ordinance be adopted establishing a utility users tax to fund general city services, including essential services such as police and fire protection, animal control, building inspection and plan checks, planning, public works and other administrative services, and road maintenance and repair?				
KERN	11/4/2008	Arvin	Measure L	Pass
To preserve public safety and prevent cuts to essential City services by expanding school gang/drug prevention programs; hiring additional police, including school officers; reducing 9-1-1 response times; repairing storm drains to prevent flooding; removing more graffiti/trash/litter; repairing potholes/streets; maintaining parks, youth recreation, and other general city services; should the city sales tax be increased by one cent requiring annual financial audits and public review of expenditures?				
KERN	11/4/2008	Ridgecrest	Measure N	Fail (2/3 required)
Shall an ordinance be approved that adopts a special transactions and use tax to pay for specific street improvements at the rate of three quarters of a percent (3/4%) of the retail sales price, to be administered by the California State Board of Equalization, to terminate 10 years following activation, and to include an Ad Hoc Citizens Advisory Committee?				

TABLE 1.2 TEXT FOR CITY BALLOT MEASURES BY COUNTY, 2008

LOS ANGELES	2/5/2008	Downey	Measure G	Fail
Shall a Charter Amendment, proposed by the Downey City Council, which amends Charter Section 500.1 Limitation of Terms from a two (2) term limit to a three (3) consecutive term limit and provides for additional terms after a two (2) year waiting period, be adopted?				
LOS ANGELES	2/5/2008	Huntington Park	Measure B	Pass
Shall Ordinance No. 814-NS be adopted to reduce the rate of the City of Huntington Park's Communications Users' Tax from 7% to 6.5% and maintain a flow of tax revenues to fund essential city services; to revise the method for calculating and collecting the Communications Users' Tax (currently called the Telephone Users' Tax) to reflect technological advances and changes in federal law; and to ratify and approve the past collection of the Tax?				
LOS ANGELES	2/5/2008	Inglewood	Measure F	Fail
Shall Ordinance No. 08-02 be adopted to prohibit the sale and use of fireworks in the City of Inglewood?				
LOS ANGELES	2/5/2008	Los Angeles	Measure S	Pass
Shall an ordinance be adopted to reduce the City's tax on communications users from 10% to 9%; modernize the ordinance to treat taxpayers equally regardless of technology used; exempt low income senior-citizen and disabled households; to fund general municipal services, such as 911, police, fire protection, street maintenance, parks and libraries; subject to an annual independent audit?				
LOS ANGELES	2/5/2008	Pasadena	Measure D	Pass
Shall an ordinance be adopted to ratify and continue Pasadena's existing Utility Users Tax to fund general city services, including essential municipal services such as police, fire, street repair, parks and libraries, provided that low-income seniors and disabled residents remain exempt, the ordinance is updated to treat taxpayers equally regardless of technology used, and independent annual audits of the tax are required?				
LOS ANGELES	4/8/2008	Avalon	Measure Z	Fail
Shall the Admissions Tax Rate be raised from 4% to 6%?				
LOS ANGELES	4/8/2008	Culver City	Measure W	Pass
Shall an ordinance be adopted to modernize the City's Utility Users' Tax, at the existing rate: To preserve funding of general City services, such as Police, Fire, Streets, trees and parks; to reflect technological advances in communications; to treat taxpayers equally regardless of technology used; to retain existing exemptions for low-income seniors and the disabled; and to require an annual independent audit?				
LOS ANGELES	4/8/2008	Lancaster	Measure A	Pass
(ADVISORY) Should the City of Lancaster adopt an ordinance providing for the consolidation of the Lancaster General Municipal Election with the countywide school district election to be held in November of odd numbered years commencing November 2009?				
LOS ANGELES	4/8/2008	Lancaster	Measure B	Pass
(ADVISORY) Should the City of Lancaster adopt an ordinance providing for the consolidation of the Lancaster General Municipal Election with the countywide school district election to be held in November of odd numbered years commencing November 2011?				
LOS ANGELES	4/8/2008	Lawndale	Measure A	Pass
Shall the City of Lawndale be authorized to build a new community center to house after-school youth programs; senior programs; increase opportunities for recreational, arts and cultural programs; and provide space for community meetings, special events, staffing and other community purposes; by spending more than one million dollars of City funds with no increase in City taxes and subject to citizens' oversight and annual independent audits?				
LOS ANGELES	4/8/2008	Malibu	Measure D	Pass
Shall an Ordinance be adopted that 1) reduces the tax rate from 5% to 4.5%, 2) adds modern communication technologies to the activities taxed, 3) preserves the local telephone tax against changes in federal law, and 4) retains the existing exemptions for seniors?				
LOS ANGELES	4/8/2008	Malibu	Measure E	Pass
(ADVISORY) Should the Malibu City Council adopt an ordinance that would require the removal or trimming of landscaping in order to restore and maintain primary views from private homes?				
LOS ANGELES	4/8/2008	Sierra Madre	Measure P	Fail
Shall an ordinance be adopted to: 1) prohibit paying City police officers less than the lowest of 10 San Gabriel Valley police departments; 2) prohibit providing benefits for the City police officers at less than the average of benefits to police officers in those 10 departments; and 3) prohibit reducing the number of police department positions from the number budgeted in the 2004-2005 fiscal year or contracting our general police services without voter approval?				
LOS ANGELES	4/8/2008	Sierra Madre	Measure U	Pass
Shall an Ordinance be adopted increasing the City's existing Utility Users' Tax by up to 6% in order to maintain general City services such as public safety services, including police and paramedic programs, and to reflect technological advances in communications, expand existing exemptions to low and very low income households, and establish a citizen's oversight committee?				

TABLE 1.2 TEXT FOR CITY BALLOT MEASURES BY COUNTY, 2008

LOS ANGELES	4/8/2008	Sierra Madre	Measure UA	Pass
(ADVISORY) If Measure 'U', the increase in the Utility Users' Tax, is approved by the voters, should the additional revenue generated by that increase be used to fund public safety services including paramedic programs, police salaries and benefits and additional safety staffing?				
LOS ANGELES	6/3/2008	Covina	Measure C	Pass
Shall the City of Covina extend for only 10 years its existing 6% Utility Users Tax, with no rate increase, requiring annual financial audits, and ensuring all funds collected remain in Covina, to continue funding vital city services including: police, fire and paramedic services; street and lighting maintenance; and services for senior citizens, the library, and parks and recreation programs?				
LOS ANGELES	6/3/2008	South Gate	Measure P	Pass
To preserve public safety and prevent significant cuts to City services, by funding general City services such as hiring additional police officers, maintaining youth anti-gang and anti-drug programs, after-school parks and recreation services, graffiti removal, maintaining neighborhood parks, fixing potholes and City streets, and other essential City services, shall the City sales tax be increased by one cent with guaranteed independent annual financial audits, expenditure reports, and citizens' financial oversight?				
LOS ANGELES	6/3/2008	Torrance	Measure T	Pass
Shall an ordinance be adopted to ratify and update Torrance's existing telephone utility users' tax, to continue to maintain such essential city services as police, fire, street repair, parks, libraries, recreation programs and other services that are presently paid for from the city's general fund; provided that the present tax rate will not change; low-income seniors and disabled persons will remain exempt; and independent annual audits will be required?				
LOS ANGELES	11/4/2008	Beverly Hills	Measure H	Pass
Shall Resolution No. 08-R-12601, entitled "Resolution of the Council of the City of Beverly Hills amending the General Plan to enable the revitalization of the Beverly Hilton Hotel site with a new Luxury Hotel, Condominiums, and Open Space," be adopted?				
LOS ANGELES	11/4/2008	City of Commerce	Recall 1	Pass
Shall Tina Baca Del Rio be recalled (removed) from the office of Member of the City Council?				
LOS ANGELES	11/4/2008	City of Commerce	Recall 2	Fail
Shall Robert Fierro be recalled (removed) from the office of Member of the City Council?				
LOS ANGELES	11/4/2008	El Monte	Measure GG	Pass
To preserve and maintain funding for essential city services, including fire and other emergency response services, pothole repair, street and storm drain maintenance, graffiti removal, on-duty police staffing, street lighting, park maintenance, emergency reserves maintenance and other general city services, shall an ordinance establishing a temporary transactions (sales) and use tax of one-half of one percent (½%) for a period of five years be adopted.				
LOS ANGELES	11/4/2008	Hawthorne	Measure V	Pass
Shall Ordinance No. 1925 be adopted to maintain the rate of the City of Hawthorne's Communication Users' Tax (formerly the Telephone Users Tax and Cable Television Users Tax) at 5%; to revise the method for calculating and collecting the Communication Users' Tax to reflect technological advances and changes in federal law; to continue the tax exemption for senior-citizen and disabled households; and to ratify and approve the past collection of the Tax?				
LOS ANGELES	11/4/2008	Inglewood	Measure UUT	Pass
Shall an ordinance be adopted reducing the existing tax rate on cable/telephone services from 10% to 8%, with revenues funding vital services including; anti-gang/afterschool programs, 9-1-1 emergency, public safety, fire protection, parks, recreation, graffiti abatement, libraries, and senior services; replacing outdated ordinances with a modern ordinance ensuring taxpayers are treated equally, exemptions for low-income seniors and disabled, and annual independent audits for fiscal accountability?				
LOS ANGELES	11/4/2008	Lakewood	Measure L	Pass
Shall an ordinance be adopted to update and continue the telecommunications portion of Lakewood's utility users tax to fund law enforcement, gang and drug prevention programs, after-school activities, senior transportation, parks, street and traffic signal maintenance and other essential services, with exemptions for low-income residents and seniors and provisions for equal treatment of taxpayers regardless of technology used, annual audits, public review of expenditures, no rate increases without voter approval, and local control of revenues?				
LOS ANGELES	11/4/2008	Long Beach	Measure G	Pass
Without raising current tax rates, shall an ordinance be adopted to help preserve funding for critical City services, including police and fire protection, paramedic and emergency response, street maintenance, parks, youth services, and libraries, by updating the telephone users tax to include new and evolving technologies so that all taxpayers are treated equally regardless of technology used?				
LOS ANGELES	11/4/2008	Long Beach	Measure I	Fail (2/3 required)
To repay bonds which the City intends to issue to repair/replace city streets, sidewalks, alleys, storm drains, fire stations, police stations, libraries and recreational facilities and to acquire, restore and preserve wetlands, shall an Ordinance be adopted which establishes an annual parcel tax of \$120 per residential unit (0.4 to 8.8 cents per square foot for other uses) adjusted annually for inflation?				

TABLE 1.2 TEXT FOR CITY BALLOT MEASURES BY COUNTY, 2008

LOS ANGELES	11/4/2008	Los Angeles	Measure A	Fail (2/3 required)
To address gang violence through prevention and job training programs; preventing students from dropping out of school; funding supervised after-school programs, tutoring/mentoring, vocational/apprenticeship programs, expanded graffiti removal; requiring Controller audits, citizen oversight; funding proven programs; shall the City of Los Angeles levy an annual \$36 gang prevention tax, with discounts for low-income seniors, on each real property parcel?				
LOS ANGELES	11/4/2008	Los Angeles	Measure B	Pass
Shall existing voter-approved authorization for low rent housing be revised to remove impediments to federal and state funding and requirements not compatible with current housing needs, and authorize the development, construction or acquisition of low rent housing by public entities in the City of Los Angeles, maintaining the previously authorized voter-approved level of 3,500 units per Council District, subject to availability of funding and all City development requirements?				
LOS ANGELES	11/4/2008	Lynwood	Measure C	Pass
Shall a term limits ordinance be adopted in the City of Lynwood so that no member of the city council may serve more than two consecutive terms in office?				
LOS ANGELES	11/4/2008	Lynwood	Measure HH	Pass
(ADVISORY) Shall the Lynwood City Council make its top priority for use of Utility User's Tax revenue law enforcement, gang suppression, crime and drug intervention, graffiti abatement, and prosecution of those engaged in prostitution?				
LOS ANGELES	11/4/2008	Lynwood	Measure II	Pass
To help preserve the safety and character of the City of Lynwood through general City services such as law enforcement, fire protection, street repair, park maintenance, and recreational services, shall the city's utility user's tax be reduced to nine percent, ratified, and updated based on changes in technology and laws since it was instituted in 1990; provided that exemptions for senior citizens and disabled person shall also remain?				
LOS ANGELES	11/4/2008	Maywood	Measure MC	Fail
Shall an ordinance be adopted to impose a Transactions and Use Tax at the rate of one percent (1%); in order to continue funding general municipal services, such as police, fire protection and paramedic, street maintenance, parks and libraries?				
LOS ANGELES	11/4/2008	Pico Rivera	Measure P	Pass
To preserve public safety, community programs and prevent significant cuts to essential services, by funding general City services including hiring additional police, maintaining anti-gang and graffiti efforts, youth and after-school parks and recreation services, expanding library and parks, fixing City streets, and other essential neighborhood improvements, shall the City sales tax be increased by one cent with annual financial audits, expenditure reports, and financial oversight?				
LOS ANGELES	11/4/2008	Pomona	Measure PC	Fail
Should a temporary two years and two months Utility Users Tax (UUT) rate increase be enacted in the City of Pomona in the amount of one percent (1.0%) for Citywide improvements and services from nine percent (9.0%) to ten percent (10%)?				
LOS ANGELES	11/4/2008	Redondo Beach	Measure DD	Pass
(INITIATIVE) Shall an Initiative to amend the Redondo Beach City Charter by adding Article XXVII to require voter approval of specified changes in allowable land use be adopted?				
LOS ANGELES	11/4/2008	Redondo Beach	Measure EE	Pass
Shall the Redondo Beach City Charter be amended by adding Article XXVII to require voter approval before any of the following changes in allowable land use or development standards could be made: rezoning of single family residential zones; rezoning of low density multi-family residential zones to any higher density residential zone; rezoning of park or open space; or any zoning amendment that would increase the height limit on buildings in the Coastal Zone?				
LOS ANGELES	11/4/2008	Rosemead	Measure CC	Fail
Shall the proposed City Charter of the City of Rosemead be adopted?				
LOS ANGELES	11/4/2008	San Gabriel	Measure SG	Pass
To fund general city services, including repairing, paving and maintaining local streets; keeping public areas and landscapes clean and well-maintained; preserving fire and paramedic emergency response times; improving police protection and investigations that reduce crime, shall the City of San Gabriel's existing utility users tax ordinance be amended to reflect changes in technology and federal law, and increased from 6% to 8%, with mandatory audits and all money staying local for services and facilities in San Gabriel?				
LOS ANGELES	11/4/2008	Santa Monica	Measure SM	Pass
Shall an ordinance be adopted to continue and update Santa Monica's Utilities Tax on telecommunication services to fund City activities including police, fire, paramedic and emergency services, school and afterschool programs, gang and drug prevention programs, parks and recreation programs, environmental protection and other general fund services, with tax-exemptions for low-income seniors and disabled residents, with provisions ensuring equal treatment of taxpayers regardless of technology used, and with expenditures subject to independent annual audits?				

TABLE 1.2 TEXT FOR CITY BALLOT MEASURES BY COUNTY, 2008

LOS ANGELES	11/4/2008	Santa Monica	Measure T	Fail
Shall the City's General Plan be amended through 2023 to establish a Citywide annual limit on commercial development of 75,000 square feet, which: would apply to the types of projects that required City Council or Planning Commission approval on 1/16/08; would not apply to specified uses such as residential, parking, hospitals, schools, care and government facilities; and would allow for borrowing from future years in the five-year average stays within the limit?				
LOS ANGELES	11/4/2008	South Pasadena	Measure SP	Pass
Shall the Ordinance No. 2174 approving and adopting the amendment to the amended Redevelopment Plan for the Downtown Revitalization Project No. 1 be adopted?				
LOS ANGELES	12/9/2008	Maywood	Measure M	Pass
Shall an ordinance titled the "Maywood Ethics in Government Hiring and Contracting Practices Initiative," be adopted to require minimum qualifications for the position of chief of police, to provide that the chief administrative officer is the administrative authority over all City staff, to mandate the use of request for proposals/qualifications procedures for the hiring of consultants providing services to the City, and to implement a nepotism policy in the City?				
LOS ANGELES	12/9/2008	Maywood	Recall 1	Fail
Shall VERONICA GUARDADO be recalled (removed) from the office of Councilmember?				
LOS ANGELES	12/9/2008	Maywood	Recall 2	Fail
Shall FELIPE AGUIRRE be recalled (removed) from the office of Councilmember?				
LOS ANGELES	12/9/2008	Maywood	Recall 3	Fail
Shall ANA ROSA RIZO be recalled (removed) from the office of Councilmember?				
MADERA	2/5/2008	Oakhurst	Measure C	Fail
Shall the order adopted on September 25, 2007 by the Local Agency Formation Commission of Madera County ordering the incorporation of the territory described in the order and designated in the order as the Town of Oakhurst be confirmed?				
MARIN	6/3/2008	Belvedere	Measure C	Pass
Shall the City of Belvedere be authorized to continue adjusting its appropriation limit for the annual fire protection and emergency medical services levy, pursuant to Article XIII B of the California Constitution, for the period 7/1/2008 through 6/30/2012? The levy for FY 2008-2009 shall not exceed the rate authorized in Chapter 3.28 of the Belvedere Municipal Code. (The current levy is \$548 per residential dwelling unit, \$625 per occupancy in commercial structures, and \$110 per vacant parcel.)				
MARIN	6/3/2008	Ross	Measure D	Pass
Shall the ordinance authorizing levy of the general municipal services tax from July 1, 2008 through June 30, 2012, thereby increasing the appropriations limit of the Town of Ross, be adopted?				
MARIN	11/4/2008	Fairfax	Measure C	Pass
To reduce plastic pollution, dependence on foreign oil, impacts to marine ecosystems and unsightly litter, shall an ordinance be adopted to require the use of recyclable paper and/or reusable checkout bags by all shops, stores, eating places and retail food vendors located in the Town of Fairfax, and provide penalties for violations?				
MARIN	11/4/2008	Fairfax	Measure D	Fail
Shall the office of Town Clerk be appointive?				
MERCED	6/3/2008	Dos Palos	Measure L	Pass
Shall the Mayor be elected to a four year term of office beginning with the 2008 general election?				
MODOC	11/4/2008	Alturas	Measure K	Fail (2/3 required)
In order to provide funding supplemental to city general funds for law enforcement, fire protection and other public safety purposes, shall the City of Alturas enact a one-half cent sales tax requiring Citizens' oversight and mandatory annual independent audits?				
MONO	6/3/2008	Mammoth Lakes	Measure R	Pass (2/3 required)
Shall the ordinance imposing a Transactions and Use Tax, in the amount of one-half of one percent, for the purpose of funding Recreation, Trails and Parks, to be administered by the State Board of Equalization, be approved?				
MONTEREY	2/5/2008	Seaside	Measure R	Fail (2/3 required)
To protect/maintain essential City of Seaside services by hiring additional police officers and firefighters, improving 9-1-1 police/fire response times, fixing potholes, improving/maintaining City streets, youth/senior programs and parks, increasing code enforcement, expanding anti-gang/drug enforcement programs, removing graffiti/blight, and other general City services, shall the City sales tax be increased by one cent with published, independent annual financial audits of all expenditures available for public review?				

TABLE 1.2 TEXT FOR CITY BALLOT MEASURES BY COUNTY, 2008

MONTEREY	6/3/2008	Pacific Grove	Measure U	Pass
To protect/maintain essential City of Pacific Grove services by funding police officers and firefighters maintaining 9-1-1 police/fire response times, fixing potholes, improving/maintaining city streets, youth programs and parks, increasing code enforcement, expanding crime prevention programs, and preserving other general City services, shall the City sales tax be increased by one cent with published, independent annual financial audits of all expenditures available for public review?				
MONTEREY	11/4/2008	Pacific Grove	Measure Y	Pass
(ADVISORY) Should the City of Pacific Grove replace its existing employee's defined-benefit retirement plan (California Public Employees' Retirement System, or CalPERS) with a defined-contribution retirement plan (similar to an Internal Revenue Code section 401 (k) plan)?				
MONTEREY	11/4/2008	Seaside	Measure E	Fail
Shall Chapter 3.30 of the City of Seaside Municipal Code, known as the utility tax law, that was approved by Seaside voters on November 5, 2002 to maintain revenues for city services, such as police, fire, parks maintenance and street repairs in Seaside, be repealed effective as of July 1, 2009?				
NAPA	11/4/2008	Yountville	Measure M	Pass
Shall the Town of Yountville hold an election each time the Town may pay for a Town project or improvement by issuing "revenue bonds" and the outstanding aggregate amount of such bonds will exceed \$2,000,000? An election would not be held if the Town is complying with state or federal mandate, or responding to emergency.				
NEVADA	11/4/2008	Grass Valley	Measure Y	Fail (55% required)
Shall an ordinance be adopted which establishes an "Urban Growth Boundary" prohibiting development outside the City's Planning Area boundary shown in the General Plan; requires new development with over 100 residential units to complete a fiscal analysis showing projected revenue will exceed the City's projected expense from serving the development; and limits the number of residential building permits to the number of permits identified in the Residential Dynamics section of the 2020 General Plan?				
NEVADA	11/4/2008	Grass Valley	Measure Z	Fail (55% required)
Shall an ordinance be adopted to amend the City of Grass Valley General Plan by extending for thirty years the duration of the 2020 Land Use Element and related Land Use Map, and by establishing a voter approval requirement for amendments to the Land Use Element of the General Plan, except in specified circumstances where changes by the City Council are authorized by the ordinance?				
NEVADA	11/4/2008	Nevada City	Measure W	Fail (55% required)
Shall the Office of City Clerk be appointed?				
NEVADA	11/4/2008	Nevada City	Measure X	Fail (55% required)
Shall the Office of City Treasurer be appointed?				
NEVADA	11/4/2008	Truckee	Measure V	Pass (2/3 required)
In order to continue funding for paving, repairing and improving our Town's roads to enhance roadway safety for drivers, bicyclists and pedestrians including related upgrades to drainage to protect local water quality shall the Town of Truckee continue its current one-half cent sales tax for a period not to exceed 20 years, with mandatory annual audits, independent citizen oversight and all money spent on Truckee roadways and without raising taxes?				
ORANGE	2/5/2008	Newport Beach	Measure B	Pass
Shall the City of Newport Beach Charter be amended to require City Hall, city administrative offices and related parking to be located on City property which is bounded by Avocado Avenue to the west, San Miguel Drive on the north, and MacArthur Boulevard on the east, and Newport Beach Central Library on the south?				
ORANGE	2/5/2008	San Clemente	Measure C	Fail
Shall Resolution No. 07-32 approving General Plan Amendment (GPA) 05-1018 and Specific Plan Amendment (SPA) 05-126, Pacific Golf Club Residential Development, be adopted?				
ORANGE	2/5/2008	Santa Ana	Measure D	Pass
Shall the Santa Ana Charter be amended to change Councilmember term limits to three terms; require the City Council to adopt a Code of Ethics and Conduct for elected officials and members of appointed boards, commissions, and committees to assure public confidence in the integrity of local government elected and appointed officials and to adopt such Code within six months of the effective date of this charter section? Charter Sections 401 and 401.05.				
ORANGE	2/5/2008	Santa Ana	Measure E	Pass
In the event Measure D is approved, shall the Santa Ana Charter be amended to make board and commission terms correspond with those of the City Council? Charter Section 901.				
ORANGE	6/3/2008	Irvine	Measure H	Pass
Shall an ordinance be adopted to prohibit the Mayor and the members of the City Council, and their Executive Assistants and appointed Commissioners, from (1) engaging in compensated employment of service for lobbying for any private person or organization before any local public agency located in the County of Orange, and (2) having a personal investment or monetary interest in city contracts?				

TABLE 1.2 TEXT FOR CITY BALLOT MEASURES BY COUNTY, 2008

ORANGE	6/3/2008	San Clemente	Measure I	Pass
Shall Ordinance No. 1319, which (1) limits residential building heights to 16 feet on designated lots that significantly impact ocean views within the Shorecliffs' neighborhood (subject to exceptions for certain lots that do not significantly impact views) and (2) allows reductions in building setback requirements and increases in maximum lot coverage for the lots affected by the reduced building height limits, be adopted?				
ORANGE	11/4/2008	Buena Park	Measure P	Pass
(INITIATIVE) Shall the Charter be adopted making the City of Buena Park a charter city- instead of remaining a general law city- so the City of Buena Park , rather than the State, has more control over its municipal affairs?				
ORANGE	11/4/2008	Garden Grove	Measure Q	Pass
Shall the ordinance amending the City of Garden Grove's term limits requirements to allow a City Council Member who has served two (2) consecutive terms in that office to run for the office of City Council Member after a two (2) year absence, instead of the current four (4) year absence, be adopted?				
ORANGE	11/4/2008	Irvine	Measure S	Pass
Shall an ordinance be adopted to protect individual privacy interests and guide the City in its determinations on a case-by-case basis whether to disclose or to withhold individuals' personal information upon a public request for such information where the information is requested by the City for a limited specific purpose and with the representation that the information will be maintained in confidence?				
ORANGE	11/4/2008	La Habra	Measure T	Pass
To maintain funding for essential City programs including household hazardous waste; natural disaster preparedness; skilled 9-1-1 dispatch/police officers; youth anti-gang/anti-drug programs; street paving, sidewalk/pothole repair; senior/disabled transportation and meals-on-wheels services; graffiti removal; storm drain maintenance to prevent pollution; and other general city services; shall the City sales tax be increased by one-half cent requiring annual independent financial audits, public expenditure reports, expiring after 20 years?				
ORANGE	11/4/2008	Rossmoor-Proposed	Measure U-A	Fail
Shall the Order adopted on May 22, 2008, by the Local Agency Formation Commission, ordering the incorporation of the territory described and designated in the Order as the City of Rossmoor be confirmed subject to the terms and conditions specified in the Order, including a utility users tax as described in the Order?				
ORANGE	11/4/2008	Rossmoor-Proposed	Measure U-B	Fail
Shall the Rossmoor City Council levy and collect a utility users tax on electricity, natural gas and water of 7% to fund general City services, including, but not limited to, police, street maintenance, senior citizen, library and parks and recreation services as described in the Order adopted on May 22, 2008 by the Local Agency Formation Commission?				
ORANGE	11/4/2008	Rossmoor-Proposed	Measure U-C	Fail
Shall the Rossmoor City Council levy and collect a utility users tax on electricity, natural gas and water of 9% to fund general City services, including, but not limited to, police, street maintenance, senior citizen, library and parks and recreation services as described in the Order adopted on May 22, 2008 by the Local Agency Formation Commission?				
ORANGE	11/4/2008	San Clemente	Measure V	Pass
Shall an ordinance amending the Land Use Element of the City of San Clemente General Plan to require City voter approval of General Plan Amendments, Specific Plan Amendments, Specific Plan adoptions and Zoning Amendments that change the permitted uses of open space lands to non-open space uses be adopted?				
ORANGE	11/4/2008	San Clemente	Measure W	Pass
(ADVISORY) Should the City approve the LAB North Beach project, with Spanish Colonial Revival architecture, consisting of retail and restaurant uses, and public areas on City-owned property, including the triangular North Beach parking lot area, subject to: conforming to North Beach Parking and Traffic Master Plans, City scenic view policies, and land sale price based on City-approved direction?				
ORANGE	11/4/2008	San Juan Capistrano	Measure X	Pass
(INITIATIVE) Shall the voters of the City of San Juan Capistrano adopt an ordinance adding section 9-2.104 to the Municipal Code requiring that any pending or future proposed General Plan designation change for any land presently designated as "Open Space" in the City's General Plan to another allowable use shall not become legally effective unless the proposed General Plan change is approved by the city electorate at a special or general city election?				
ORANGE	11/4/2008	San Juan Capistrano	Measure Y	Pass (2/3 required)
To acquire and improve land to protect and preserve open space, natural areas, creeks and streams, historic areas, undeveloped hillsides and natural ridges from potential residential and commercial development and to provide additional recreational amenities such as bike and walking trails, equestrian facilities, parks and sports fields, shall the City of San Juan Capistrano issue 30 million dollars in bonds, at legal rates, with guaranteed annual independent audits, public expenditure review and no money for City administrators' salaries?				
ORANGE	11/4/2008	Seal Beach	Measure Z	Pass
Shall the Seal Beach Municipal Code be amended to limit the maximum height of residential development in the Old Town Area to 25 feet?				

TABLE 1.2 TEXT FOR CITY BALLOT MEASURES BY COUNTY, 2008

ORANGE	11/4/2008	Villa Park	Measure AA	Pass
Should the City of Villa Park display the national motto "In God We Trust" in the City Council Chambers?				
ORANGE	11/4/2008	Yorba Linda	Measure BB	Pass
Shall the voters of the City of Yorba Linda adopt Ordinance No. 2008-920 relating to the elimination of eminent domain for private economic development purposes?				
PLACER	2/5/2008	Rocklin	Measure H	Pass
Shall Resolution No. 2007-245 previously passed by the City Council approving a General Plan Amendment reducing allowed acreage for residential development of Clover Valley from 504 to 199 acres, and increasing the acres designated for open space from 70 to 366 acres, and reconfiguring Valley View Parkway from a 4-lane facility to a 2-lane facility be adopted?				
PLACER	2/5/2008	Rocklin	Measure J	Fail (2/3 required)
To continue current efforts to keep park and recreation facilities safe, clean and well maintained, shall Rocklin City Ordinance No. 926 be approved which would allow the City to continue to collect a per parcel fee; such fee would be between \$10.00 and \$45.00 per year, adjusted annually for inflation, for a period of fifteen years to be used only for park maintenance and development?				
RIVERSIDE	2/5/2008	Riverside	Measure A	Pass
Shall Title 19 of the Riverside Municipal Code be amended to reduce the keeping of crowing roosters (male chickens) to no more than seven (7) on any lot in the Residential Agricultural and Residential Conservation Zones provided that such roosters are housed from sunset to sunrise in an acoustical structure to reduce noise emitted by such roosters and such structure is at least 100 feet from any residential structure on an adjoining lot?				
RIVERSIDE	2/5/2008	Wildomar	Measure C	Pass
Shall the order be adopted on August 23, 2007, by the Local Agency Formation Commission of Riverside County ordering the incorporation of the territory described in the order, including detachments from the Riverside County Waste Resources Management District, County Service Areas 22, 103 and 142, subject to the terms and conditions specified in the order designated as LAFCO 2005-107-1 & 3, be confirmed?				
RIVERSIDE	2/5/2008	Wildomar	Measure D	Pass
Shall members of the City Council of the City of Wildomar in future elections be elected by district or at large? "By District" is coded as "Yes" and "At Large" is coded as "No."				
RIVERSIDE	6/3/2008	Menifee Valley-Proposed	Measure F	Pass
Shall the order adopted on October 25, 2007, by the Local Agency Formation Commission of Riverside County ordering the incorporation of the territory described in the order, including detachment from the Riverside County Waste Resources Management District, dissolution of County Service Areas 33, 86, 138 and 145 and detachments from County Service areas 43, 80, 84 and 146, subject to the terms and conditions specified in the order designated as LAFCO 2007-40-3 & 5 be confirmed?				
RIVERSIDE	6/3/2008	Menifee Valley-Proposed	Measure G	Pass
Shall members of the City Council of the City of Menifee Valley in future elections be elected by district or at large? "By District" is coded as "Yes" and "At Large" is coded as "No."				
RIVERSIDE	6/3/2008	Menifee Valley-Proposed	Measure H	Pass
Shall the city be called Menifee Valley or Menifee? "Menifee" is coded as "Yes" and "Menifee Valley" is coded as "No."				
RIVERSIDE	11/4/2008	Cathedral City	Measure L	Pass
To protect/preserve essential Cathedral City services including: police officers, firefighters, paramedics; 911 response times; crime, gang and drug prevention programs; fixing potholes and streets; improving graffiti removal, street sweeping, code enforcement, street medians and open space; funding youth and senior services; and preserving other general City services, shall Cathedral City establish a three percent utility users' tax, exempting low-income seniors, requiring citizens' finance advisory committee review and annual financial audits?				
RIVERSIDE	11/4/2008	Hemet	Measure O	Pass
To restore/maintain vital services: retain police officers/firefighters/paramedics; improve 9-1-1/disaster response; maintain anti-crime, gang/drug prevention programs; fix potholes/streets; restore library hours; reduce traffic congestion; fund youth/senior services; fund any City services/purposes shall the City of Hemet establish a 5 percent utility users tax, exempting low-income seniors, requiring annual financial audits, no tax rate increases without voter approval, with all funds legally required to benefit Hemet?				
RIVERSIDE	11/4/2008	Indio	Measure K	Pass
Shall an ordinance be adopted that modernizes Utility User Tax definitions so that taxpayers are treated the same regardless of technology used, provides for an annual audit of all expenditures, preserves current senior and disabled exemptions, and applies to all technologies and telecommunication services, including intrastate, interstate and international calls and private communication services such as T-1, paging and text messaging?				

TABLE 1.2 TEXT FOR CITY BALLOT MEASURES BY COUNTY, 2008

RIVERSIDE	11/4/2008	Moreno Valley	Measure P	Pass
Shall the proposed ordinance be adopted to reduce the rate of Moreno Valley's existing utility users tax from 6% to 5.75% on all utility services (electricity, gas, telecommunication, video, water, and sewer) and modernize the telecommunications services definitions so that all telecommunications and video users are treated equally regardless of technology used while retaining existing exemptions for low-income residents?				
SACRAMENTO	11/4/2008	Galt	Measure R	Pass (2/3 required)
To fund police services, such as hiring additional officers, providing advanced training, expanding anti-gang/drug police activities, participating in the regional anti-drug task force, increasing neighborhood foot/bike patrols, increasing police presence at schools/parks, and removing graffiti, shall City of Galt Ordinance levying a transaction and use (sales) tax of ½ cent, with all funds staying in Galt, citizens' oversight and independent annual audits, be approved?				
SACRAMENTO	11/4/2008	Sacramento	Measure O	Pass
Shall the Utility User Tax ordinance be amended to reduce the tax on communications users from 7.5% to 7.0%; assure that users of current and future communications technologies be treated fairly; preserve funding for essential municipal services like police, fire protection and youth programs; continue providing tax refunds for low-income residents and requiring annual independent financial audits; and prohibit any tax-rate increase without voter approval?				
SAN BENITO	6/3/2008	San Juan Bautista	Measure U	Fail
Shall the existing three-quarter of one percent (0.75%) City of San Juan Bautista General Fund Transactions and Use Tax approved in 2005 be replaced and increased with a one and one quarter percent (1.25%) General Fund Transactions and Use Tax (also known as a Sales and Use Tax), to be utilized for local general governmental purposes, the use by City of all revenue resulting from such increase to be subject to recommendations by an advisory panel to be appointed by the City Council?				
SAN BENITO	11/4/2008	Hollister	Measure Y	Pass
Shall Hollister's Ordinance No. 979 regulating residential growth (adopted by the Hollister voters as Measure U in November 2004) be amended (by ordinance in substantially the form included in the election materials provided to qualified electors) to add an exemption allowing residential units in the Hollister Downtown Area, as described and depicted in the elections materials, to be constructed without any allocations or growth limitations?				
SAN BENITO	11/4/2008	San Juan Bautista	Measure W	Fail
Shall the office of City Treasurer be appointive?				
SAN BENITO	11/4/2008	San Juan Bautista	Measure X	Fail
Shall the office of City Clerk be appointive?				
SAN BERNARDINO	2/5/2008	San Bernardino	Measure L	Pass (2/3 required)
Shall the ordinance adding Chapter 3.46 to the Municipal Code be approved, reducing the existing service user's tax (utility user's tax) rate from 7.83% to 7.75% and modernizing the ordinance?				
SAN BERNARDINO	6/3/2008	Colton	Recall 1	Fail
Shall Kelly J. Chastain be recalled from the office of Mayor?				
SAN BERNARDINO	6/3/2008	Needles	Measure O	Fail (2/3 required)
Solely to provide funding to the Needles municipal hospital, shall the sales tax be increased by one-half percent, automatically expiring in 5 years; with funds deposited into a restricted account guaranteeing future administrations cannot use the money for other purposes; requiring annual financial audits; and no money for administrative overhead?				
SAN BERNARDINO	6/3/2008	Victorville	Measure P	Pass
Shall the city charter for the City of Victorville be adopted?				
SAN BERNARDINO	11/4/2008	Barstow	Measure D	Fail (2/3 required)
To hire enough new police officers/firefighters/paramedics to fight gangs/crime; shut down meth/drug hotspots; meet minimum firefighter/paramedic staffing levels; and acquire police, fire and emergency safety equipment, shall the City of Barstow enact a 3/4 cent transaction (sales) tax and use tax ordinance, requiring all funds generated to be spent on Barstow's fire, police and emergency protection/response with expenditures subject to annual independent audits and citizens' oversight?				
SAN BERNARDINO	11/4/2008	Big Bear Lake	Measure Y	Pass
Shall an ordinance be adopted to increase the rate of the City's Transient Occupancy Tax (also known as Hotel Tax) charged to guests of private home rentals and any other overnight lodging facility from 6% to 7% as of January 1, 2009, and 7% to 8% as of January 1, 2010?				
SAN BERNARDINO	11/4/2008	Big Bear Lake	Measure YY	Pass
(ADVISORY) If the City's Transient occupancy Tax (also known as Hotel Tax) is increased from 6% to 8%, should the City solely allocate the additional revenue to rebuild and renovate infrastructure, streets, parks, trails, lake access points and other public facilities, and prohibit the additional revenue from being used for general City operations?				

TABLE 1.2 TEXT FOR CITY BALLOT MEASURES BY COUNTY, 2008

SAN BERNARDINO	11/4/2008	Loma Linda	Measure T	Pass
Shall approximately 1675 acres of land owned by the City of Loma Linda in the South Hills area be permanently preserved for open space and recreational uses?				
SAN BERNARDINO	11/4/2008	Needles	Measure H	Pass
Do you approve of the placement of a casino by the Fort Mojave Indian Tribe on part of a 300 acre parcel of tribal land located approximately four and one-half miles west of the City of Needles and adjacent to Interstate 40?				
SAN BERNARDINO	11/4/2008	Needles	Measure I	Fail
Shall the City Council conduct a feasibility study and if the feasibility study demonstrates that the City of Needles can re-establish and operate its own police force at an acceptable level of service and at an acceptable cost which is equal to or less than the current and projected costs of contracting with the Sheriff's Department, shall the City Council be required to re-establish and operate its own police department?				
SAN BERNARDINO	11/4/2008	Victorville	Measure C	Pass
Shall Resolution No. 08-130 of the City of Victorville be adopted, increasing the Transient Occupancy Tax (hotel/motel tax) from seven percent (7%) to ten percent (10%), which is imposed upon transients, to fund general City services?				
SAN DIEGO	2/5/2008	Coronado	Measure A	Fail
Shall the Land Use Plan of the City of Coronado Local Coastal Program be amended to require that prior to the construction or expansion of any permanent lifeguard facilities, restroom facilities, or bike paths on the Coronado Beach the City Council must first receive voter approval?				
SAN DIEGO	2/5/2008	Coronado	Measure B	Pass
In the event that Proposition A shall be approved by a majority of the voters of the city of Coronado, shall the construction of the lifeguard public safety service building at Coronado beach be approved?				
SAN DIEGO	6/3/2008	Carlsbad	Measure D	Pass
Shall the Proposed City Charter of the City of Carlsbad be Adopted?				
SAN DIEGO	6/3/2008	Chula Vista	Measure E	Fail
Shall the ordinance amending Chula Vista's General Plan to require voter approval for General Plan changes increasing allowable building heights above 84 feet in most areas of the City, and setting a building height limit of 45 feet in a designated area on Third Avenue be adopted?				
SAN DIEGO	6/3/2008	Encinitas	Measure F	Pass
Shall an ordinance be approved to amend Section 3.12.030 of the Encinitas Municipal Code to require guests of short term rental units (for 30 days or less) to pay 8% of the rent charged as a transient occupancy tax effective January 1, 2009?				
SAN DIEGO	6/3/2008	Encinitas	Measure G	Fail (2/3 required)
Shall an ordinance be approved to amend Section 3.12.030 of the Encinitas Municipal Code to require guests of short term rental units (30 days or less) to pay 2% of the rent charged as a special transient occupancy tax for beach sand replenishment and stabilization projects effective January 1, 2009?				
SAN DIEGO	6/3/2008	San Diego	Measure A	Pass
Shall the Charter be amended to exempt from the Managed Competition process the core public safety services provided by police officers, firefighters, and lifeguards who participate in the City's Safety Retirement System?				
SAN DIEGO	6/3/2008	San Diego	Measure B	Pass
Shall the Charter be amended to require the City Council to submit to voters at the June 2010 election Charter amendments making the Strong Mayor form of government permanent; adding a Council seat; and, when the ninth seat is filled, increasing the Council votes required to override a mayoral veto?				
SAN DIEGO	6/3/2008	San Diego	Measure C	Pass
Shall the Charter be amended to establish the positions, roles and responsibilities of the Chief Financial Officer, City Auditor, and Independent Budget Analyst; modify the City Treasurer appointment process; and create an Audit Committee?				
SAN DIEGO	11/4/2008	Chula Vista	Measure Q	Pass
Shall the Charter of the City of Chula Vista be amended to make the City Attorney an elected City Officer, sufficiently independent of the Council and other City officials?				
SAN DIEGO	11/4/2008	Coronado	Measure F	Pass
(ADVISORY) For the purpose of preserving health care facilities in Coronado, should the Community Development Agency of the City of Coronado purchase the hospital property from the Coronado Hospital Foundation for \$20.1 million paid over a 15-year term and also provide a forgivable loan of \$7 million for hospital capital projects to the Coronado Hospital Foundation, using funds borrowed from the City's General Fund reserve?				
SAN DIEGO	11/4/2008	Del Mar	Measure G	Pass
Shall the ordinance approving the Garden Del Mar Specific Plan, as approved by the Del Mar City Council On August 4, 2008, be adopted?				

TABLE 1.2 TEXT FOR CITY BALLOT MEASURES BY COUNTY, 2008

SAN DIEGO	11/4/2008	Del Mar	Measure H	Pass
Shall the ordinance which proposes that the transient occupancy tax (TOT) paid by hotel visitors be increased to a rate up to thirteen percent (13%) be adopted?				
SAN DIEGO	11/4/2008	El Cajon	Measure J	Pass
To prevent further cuts and preserve funding for general city services, including maintaining firefighters and police officers for adequate emergency response, reducing crime and criminal gang/drug activity, maintaining city streets/parks, and preserving youth/after-school programs; shall the City of El Cajon adopt an ordinance enacting a one-half cent transactions and use (sales) tax, automatically expiring in twenty years, with independent oversight, mandatory audits and all money staying local to preserve El Cajon city services?				
SAN DIEGO	11/4/2008	Encinitas	Measure K	Pass (2/3 required)
Shall an ordinance be approved to amend Section 3.12.030 of the Encinitas Municipal Code to require guests of short-term vacation rental units (less than 30 days) to pay 2% as a special transient occupancy tax to be used only for beach sand replenishment and stabilization projects (the same as the guests staying at Encinitas hotels and motels currently do) effective January 1, 2009?				
SAN DIEGO	11/4/2008	La Mesa	Measure L	Pass
To maintain essential City services including natural disaster response/preparedness programs; youth anti-gang/anti-drug prevention; retaining quality firefighters/paramedics and police officers; increasing street paving/pothole repair; enhancing trolley station security; maintaining the senior community center, after school tutoring and recreation programs; and other general services shall the City sales tax be increased by three-quarters of a cent, requiring annual audits, public expenditure reports, with 20 year expiration?				
SAN DIEGO	11/4/2008	National City	Measure M	Fail
Shall an ordinance be approved repealing Sections 4.60.010 through 4.60.180 of the National City Municipal Code, in order to repeal an existing one percent transactions and use tax (sales tax) which is used for City services, facilities and programs?				
SAN DIEGO	11/4/2008	San Diego	Measure C	Pass
Shall the City Charter be amended requiring that annual lease revenue generated in Mission Bay Park exceeding \$23 million initially and decreasing to \$20 million after 5 years be appropriated 75% for capital improvements in Mission Bay Park and 25% for capital improvements in Chollas Lake, Balboa, Mission Trails, Otay River Valley, Presidio and San Diego River Parks; open space parks; coastal beaches and contiguous coastal parks; and future regional parks?				
SAN DIEGO	11/4/2008	San Diego	Measure D	Pass
Shall the People of the City of San Diego amend San Diego Municipal Code section 56.54 to make the consumption of alcohol unlawful at City beaches, Mission Bay Park, and coastal parks?				
SAN DIEGO	11/4/2008	San Marcos	Measure N	Pass
Shall ordinance No. 2006-1258, adopted by the City Council establishing the Ridgeline Protection & Management Overlay Zone, be approved by the voters of the City of San Marcos and be further amended to require ratification by the voters of the City for any future modifications?				
SAN DIEGO	11/4/2008	San Marcos	Measure O	Fail
Shall an ordinance be adopted amending the San Marcos General Plan to require voter approval of certain general plan amendments modifying or changing land use categories or designations?				
SAN DIEGO	11/4/2008	Santee	Measure P	Pass
Shall the proposed City Charter of the City of Santee be adopted?				
SAN JOAQUIN	11/4/2008	Stockton	Measure U	Pass
Shall an ordinance be adopted to modernize the current ordinance to treat taxpayers equally regardless of technology used for telecommunication and video services; to maintain funding for general municipal services, such as police and fire protection, street maintenance, parks and libraries, subject to an annual independent audit?				
SAN JOAQUIN	11/4/2008	Tracy	Measure T	Pass
Shall the Tracy Municipal Code be amended to add section 2.04.040 setting a two (2) term maximum limit for holding office as a City Council Member, and a two (2) term maximum limit for holding office as Mayor?				
SAN LUIS OBISPO	6/3/2008	Pismo Beach	Measure C	Pass
To help preserve, enhance and improve the infrastructure, safety and character of Pismo Beach, shall an ordinance be adopted to increase the City of Pismo Beach sales tax by one-half cent for a period of six and one half years?				
SAN LUIS OBISPO	11/4/2008	Atascadero	Measure D	Fail
Shall the ordinance prohibiting commercial establishments in excess of 150,000 square feet of gross floor area and retail discount stores in excess of 90,000 square feet with at least 5% of gross floor area dedicated to non-taxable goods such groceries be adopted?				

TABLE 1.2 TEXT FOR CITY BALLOT MEASURES BY COUNTY, 2008

SAN LUIS OBISPO	11/4/2008	San Luis Obispo	Measure E	Pass
Shall sections 201 (and related references throughout the Charter), 407, 410, 505, 601, 701, 709, 901, 906, 1001, 1006, 1202, and 1205 of the Charter of the City of San Luis Obispo be amended to make technical, non-substantive revisions, as set forth in City Council Resolution No. 10007 (2008 Series)?				
SAN MATEO	6/3/2008	Half Moon Bay	Measure Q	Pass (2/3 required)
To provide and maintain City of Half Moon Bay's library services; youth and senior facilities, programs and services; police services; park and recreational facilities and programs; city streets and other city purposes; shall an ordinance be adopted increasing the transient occupancy tax, which is general tax on the cost of hotel rooms, paid by the person renting the room, from 10 percent to 12 percent of the room rate?				
SAN MATEO	11/4/2008	Brisbane	Measure T	Pass (2/3 required)
Shall a special business license tax for capital improvements be imposed on any business in the City having gross receipts in excess of \$10,000,000, at the rate of seven and one-half cents (7% per \$100 of gross receipts, subject to certain maximum limits and reduced by any sales taxes that may be paid by that business to the City?				
SAN MATEO	11/4/2008	Redwood City	Measure V	Fail
Shall a Charter Amendment requiring majority voter approval for future development of the Cargill Lands, consisting of approximately 1,450 acres east of Highway 101 and south of Seaport Boulevard, with exemptions for takings and vested rights, be adopted?				
SAN MATEO	11/4/2008	Redwood City	Measure W	Fail
Shall a Charter Amendment requiring two-thirds voter ratification of legislative acts approving certain land uses in areas of the City designated as "Park", "Unimproved Areas (Land or Water)", "Future Development Expanding Limits of Urbanization", "Controlled Waterways (Redwood Shores Area)", or "San Francisco Bay Water" in the General Plan or designated as "Tidal Plain" or "Redwood Shores Bay Front" in the Zoning Code, with exemptions for housing obligations, takings and vested rights, be adopted?				
SANTA BARBARA	2/5/2008	Lompoc	Measure T	Fail (2/3 required)
To increase the number of on-duty firefighters and police officers on patrol, to target gang violence and illegal drugs, retain experienced police and firefighters, improve 911 response times, purchase equipment and improve public safety facilities while maintaining general fund expenditures for Police and Fire, shall the City enact a one-half cent sales tax, dedicated to improve public safety in Lompoc, with annual audits and citizen oversight?				
SANTA BARBARA	11/4/2008	Buellton	Measure E	Pass
(INITIATIVE) Should the Buellton General Plan be amended, until December 31, 2025, to prohibit (with limited exceptions) changes to existing city limits or the provision of water or sewer services beyond the existing city limits of Buellton, except by another initiative election?				
SANTA BARBARA	11/4/2008	Buellton	Measure F	Pass
Should the Buellton General Plan be amended, until December 31, 2014, to prohibit (with limited exceptions) changes to existing city limits or the provision of water or sewer services beyond the existing city limits of Buellton, except by another initiative election?				
SANTA BARBARA	11/4/2008	Santa Barbara	Measure G	Pass
Shall Santa Barbara adopt an ordinance reducing the telecommunications utility users tax from 6% to 5.75%, to fund for police, fire, 911, parks/recreation, gang prevention and after school programs for at-risk youth, senior services, street repairs, public transit, and other general fund services; exempting low-income seniors; prohibiting a tax rate increase without voter approval; requiring equal treatment of taxpayers regardless of technology, annual audits, public review of expenditures and local control of all revenue?				
SANTA BARBARA	11/4/2008	Solvang	Measure B	Pass
Shall an ordinance amending the general transient occupancy tax increasing from 10% to 11% be adopted?				
SANTA CLARA	2/5/2008	Los Gatos	Measure C	Pass
Shall the offices of Town Clerk and Town Treasurer be appointive?				
SANTA CLARA	2/5/2008	Los Gatos	Measure D	Fail
Shall the Town of Los Gatos be required to construct and operate a skatepark for the free use of its citizens on its Miles Avenue property, generally conforming with plans and specifications approved by the Town, the one-time cost to design and construct not to exceed \$1,000,000, paid from existing Town funds, the annual operating cost not to exceed \$50,000, said costs to be reduced by any valuable contributions made by others?				
SANTA CLARA	2/5/2008	Santa Clara	Measure A	Pass
Shall the City of Santa Clara adopt Resolution No. 07-7430, A Resolution of the City Council of the City of Santa Clara, California, Approving The General Plan Amendment For The Santa Clara Gardens Project (90 N. Winchester Blvd.)?				
SANTA CLARA	2/5/2008	Santa Clara	Measure B	Pass
Shall the City of Santa Clara adopt Resolution No. 07-7432, A Resolution of the City Council of the City of Santa Clara, California, Rezoning The Parcels Located At 90 N. Winchester Boulevard And Granting A Density Bonus For The Senior Housing Project For The Santa Clara Gardens Project?				

TABLE 1.2 TEXT FOR CITY BALLOT MEASURES BY COUNTY, 2008

SANTA CLARA	11/4/2008	Campbell	Measure O	Pass
In order to maintain and protect City services and facilities, such as City streets and pothole repair, fire protection and 911 emergency medical services, police patrols, neighborhood watch and crime prevention programs, the Community Center, recreation programs, and parks, shall the City of Campbell be authorized to enact a one-quarter cent sales tax, with all proceeds placed in the City's General Fund with independent annual financial audits?				
SANTA CLARA	11/4/2008	Gilroy	Measure E	Pass
In order to consolidate with the countywide elections and to help reduce the City's election costs, shall the Charter Section 1400 be amended to provide that the City's general municipal election shall be held in each even-numbered year commencing with the year 2010 and extending the existing Council terms by one year?				
SANTA CLARA	11/4/2008	Gilroy	Measure F	Pass (2/3 required)
To replace the overcrowded, outdated Gilroy Library building, with a larger Library that meets current earthquake safety standards, located near public transit, City Hall and the Senior Center; provide services for a growing population; accommodate double the number of library books/materials; shall the City of Gilroy issue 37 million dollars in general obligation bonds at legal interest rates, subject to independent audit and citizens oversight with no money for administrators' salaries?				
SANTA CLARA	11/4/2008	Morgan Hill	Measure G	Fail
To help protect general City services including public safety, shall the City of Morgan Hill establish a two percent general utility users' tax on the use of gas, electricity, water, telecommunications, video, sewer, and refuse hauling services, with low-income exemptions, to be reviewed by the City Council every two years and terminated if findings are not made that the tax is necessary for the City's financial health?				
SANTA CLARA	11/4/2008	Morgan Hill	Measure H	Fail
Shall an ordinance to exempt a total of 500 residential allotments in a 20 block area of downtown from the City of Morgan Hill's Residential Development Control System without increasing the population cap of 48,000 in 2020 and to authorize the City Council to adopt policies and procedures implementing the exemptions be adopted?				
SANTA CLARA	11/4/2008	San Jose	Measure J	Pass
Shall an ordinance be adopted to eliminate the 911 fee of \$1.75 per telephone line and replace it with a 10% reduced tax of \$1.57 with a corresponding reduction for commercial-type trunk lines, to support essential City services such as police, fire, emergency response, parks, and libraries; to continue exemptions for low-income senior citizens or low-income disabled households, subject to existing audits?				
SANTA CLARA	11/4/2008	San Jose	Measure K	Pass
Shall an ordinance be adopted to reduce the telecommunications users tax rate from 5% to 4.5%; to update the ordinance and apply the tax equally regardless of technology used; in order to support essential City services, such as police, fire, emergency response, street maintenance, parks and libraries; while maintaining current exemptions; subject to existing audits?				
SANTA CLARA	11/4/2008	San Jose	Measure L	Pass
To improve fire suppression, emergency medical services and increase essential emergency facilities available for disaster response within the Willow Glen area, shall the City be authorized to construct a single-company fire station on up to 3/4 of an acre on a portion of the Lincoln Glen Park parking lot?				
SANTA CLARA	11/4/2008	San Jose	Measure M	Pass
To improve parks and enhance recreational opportunities through agreements that support long term financial investments, shall the City Charter be amended to allow the City Council to approve park use agreements with non-City entities for up to 25 years in parks larger than five acres, requiring that the agreements enhance the recreational purposes of the park?				
SANTA CLARA	11/4/2008	San Jose	Measure N	Pass (2/3 required)
To provide additional space to expand library collections, add new children's and group program areas, replace outdated lighting, provide modern ventilation and air conditioning systems, ensure seismic safety and enhance disabled access, shall the City of Palo Alto issue bonds up to \$76,000,000 to construct a new energy-efficient Mitchell Park Library and Community Center, expand and renovate Main Library, and renovate Downtown Library, with annual audits and independent citizen oversight?				
SANTA CRUZ	8/26/2008	Santa Cruz	Measure T	Pass
In order to limit further reductions in the City's General Fund and in order to recoup funds lost as a result of the repeal of the City's emergency response (911) fee, shall the City impose a tax on City telephone service subscribers in the amount of \$3.49 per land and cellular line per month? The tax would reduce further budget cuts and enable the City Council to allocate additional funding to public safety including 911 Emergency Communication Center services.				
SANTA CRUZ	11/4/2008	Capitola	Measure D	Pass
Shall the 2004 City of Capitola sales tax increase of one quarter of one percent, which is scheduled to sunset in 2010, be extended until December 31, 2017, in order to maintain general services including public safety and street improvements?				

TABLE 1.2 TEXT FOR CITY BALLOT MEASURES BY COUNTY, 2008

SANTA CRUZ	11/4/2008	Santa Cruz	Measure E	Pass (2/3 required)
To protect public health and the environment by reducing pollution, trash, toxics and dangerous bacteria in our river; bay and ocean; helping to keep beaches clean; protecting fish and wildlife habitat; shall the City of Santa Cruz adopt a Clean River, Beaches and Ocean Tax, with revenues spent locally under independent citizen oversight? The annual rates will be \$28 for single-family parcels, \$94 for other developed parcels, and \$10 for undeveloped parcels.				
SANTA CRUZ	11/4/2008	Watsonville	Measure C	Fail
Shall the City replace the existing 911 Emergency Response Fee now paid by the Watsonville residents on City telephone land lines with a general tax on City telephone subscribers of the same amount of \$2.05 per month? The tax would reduce further budget cuts and allow the City Council to provide additional funding to public safety including the 911 Emergency Center and other General Fund programs.				
SONOMA	11/4/2008	Petaluma	Measure K	Fail
Shall an ordinance be adopted to reduce City of Petaluma wastewater and water service rates to rates in effect on January 1, 2006 and provide for specified annual adjustments thereto?				
SONOMA	11/4/2008	Rohnert Park	Measure L	Pass
Shall the ordinance to reduce City of Rohnert Park's current sewer service rates to rates in effect on January 1, 2006, be adopted?				
SONOMA	11/4/2008	Sebastopol	Measure M	Pass
To help preserve Sebastopol's safety and quality of life and maintain essential general fund services such as police, fire, and street maintenance, shall an ordinance be adopted to establish a utility tax to be known as the "Utility Users Tax" on gas and electric service only, that cannot exceed four percent and this is limited to six years and providing for the collection of same with certain exemptions and conditions?				
SONOMA	11/4/2008	Windsor	Measure N	Pass
Shall the town of Windsor Municipal Code be amended to increase the transient occupancy tax, commonly called the "hotel tax," which is charged only on persons who occupy hotel rooms in the Town for 30 days or less, from 8 percent to 12 percent in order to contribute funding towards basic Town services such as police, street repair, park maintenance, and community programs?				
STANISLAUS	2/5/2008	Modesto	Measure M	Pass
Shall the Modesto City Charter be amended to: upgrade mayor's duties/responsibilities; increase accountability of city departments by requiring city council to implement budget/policy priorities; establish an independent City Auditor; create a citizens' commission to recommend council salaries, impose mandatory salary caps on city council; require annual performance audits for key personnel; modernize accountability/disciplinary practices; and make deputy directors and attorneys "at will" employees?				
STANISLAUS	2/5/2008	Modesto	Measure N	Pass
Should Modesto change its system of electing City Councilmembers to a "By District" system as follows: Six Districts where candidates must live in the District they wish to represent and the voters who live in the District vote on who will represent that District?				
SUTTER	6/3/2008	Yuba City	Measure S	Fail
Shall the offices of city clerk and city treasurer be appointive?				
TULARE	6/3/2008	Lindsay	Measure G	Fail
In order to maintain and improve city services in public safety including but not limited to police and fire protection, code enforcement and other general services, related to the quality of life and public safety of the citizens of Lindsay, shall the sales tax be increased by three-quarters of a cent?				
TULARE	6/3/2008	Porterville	Measure H	Pass
Shall Section 1.1 be added to the Freeholders Charter of the City of Porterville, designating the phrase "In God We Trust" as the official motto of the City of Porterville?				
VENTURA	6/3/2008	Santa Paula	Measure G	Pass
(INITIATIVE) Shall an ordinance entitled the "East Area One Project Approval Initiative" be adopted?				
VENTURA	6/3/2008	Thousand Oaks	Measure B	Fail
Shall the ordinance amending City of Thousand Oaks General Plan and adding a Zoning provision: (1) requiring certain large projects to undergo a comprehensive traffic study using two different methodologies; and (2) requiring the project be submitted for voter approval at a citywide election, if the study concludes that the project's trip generation results in a Level Service of "D" or worse to impacted City roads or intersections before any traffic mitigation be adopted?				
VENTURA	11/4/2008	Fillmore	Measure H	Pass
Shall Resolutions Nos. 08-3111: 'Approving TTR 5679, Subject to Conditions of Approval and Mitigation Monitoring and Reporting Program?' and 08-3112: 'Approving DP 06-03, Subject to Conditions of Approval and Mitigation and Monitoring and Reporting Program' be repealed in their entirety?				

TABLE 1.2 TEXT FOR CITY BALLOT MEASURES BY COUNTY, 2008

VENTURA	11/4/2008	Fillmore	Measure I	Pass
Shall the City of Fillmore's General Plan be amended to create a North Fillmore Specific Plan area with a density of 1-5 units per acre with a maximum of 350 dwelling units permitted for the entire 101 acres, including a 10-acre park, where existing industrial uses within the area would be allowed to continue, expand or be modified?				
VENTURA	11/4/2008	Oxnard	Measure O	Pass
To protect, maintain, and enhance vital services including police, fire, emergency response, increasing street paving/pothole repair to improve traffic flow, expanding youth recreation, after school and anti-gang prevention programs, acquiring property for parks/open space preservation, upgrading stormwater drains, improving senior services, increasing code compliance, and other general services- shall the sales tax be increased by one half cent for twenty years only, with citizen oversight and independent financial audits?				
VENTURA	11/4/2008	Oxnard	Measure V	Fail
Shall portions of the Oxnard 2020 General Plan be amended to prohibit residential development of five units or larger, or commercial, retail or industrial development in the excess of 10,000 square feet, unless every traffic intersection within a five mile radius of the project operates at a minimum level of service C, subject to certain exemptions, limitations and exceptions as stated in the initiative, including approval of the project by the voters?				
VENTURA	11/4/2008	Port Hueneme	Measure W	Pass
(INITIATIVE) Shall an ordinance (Ordinance No. 685) entitled "An initiative to fund general municipal services in Port Hueneme, including, without limitation, police protection and investigations, reduction of gang activities and drug related crimes; rapid response to emergencies; graffiti removal; services for senior citizens; and maintenance and repair of city streets, by enacting a one-half cent transactions and use tax (sales tax) with all money staying local" be adopted?				
YOLO	6/3/2008	Winters	Measure T	Pass
Shall the ordinance The Utility User's Tax Modernization Act, adding Chapter 3.22 to the Winters Municipal Code and reducing the existing Utility User's Tax Rate from 5% to 4.75% be enacted?				
YOLO	11/4/2008	West Sacramento	Measure U	Pass
(ADVISORY) If Measure V is approved, should the proceeds fund the operations of a streetcar system serving West Sacramento and flood protection improvements?				
YOLO	11/4/2008	West Sacramento	Measure V	Pass
(ADVISORY) Shall the City of West Sacramento continue one-fourth cent of the existing one-half cent sales tax for general government purposes including but not limited to community facilities and programs until March 31, 2033 to replace the one-fourth cent set to expire on March 31, 2013?				
YUBA	11/4/2008	Marysville	Measure O	Fail
Shall Ordinance No. 1321, which would authorize the City of Marysville to impose and collect a one-half cent sales tax (transaction and use tax) for general government purposes be adopted?				

TABLE 1.3 SUMMARY OF OUTCOMES FOR CITY BALLOT MEASURES BY TYPE OF MEASURE AND COUNTY, 2008

	TAXES		BONDS		CHARTER AMENDMENT		ADVISORY		INITIATIVE		RECALL		ORDINANCE		ALL CITY MEASURES		
	PASS	FAIL	PASS	FAIL	PASS	FAIL	PASS	FAIL	PASS	FAIL	PASS	FAIL	PASS	FAIL	PASS	FAIL	TOTAL
Alameda	9	5	1	0	15	1			3	1			0	1	28	8	36
Colusa	1	1											0	1	1	2	3
Contra Costa	5	0	1	0							2	0	6	0	14	0	14
Fresno	4	2											0	1	4	3	7
Humboldt	5	0											2	0	7	0	7
Imperial	0	1													0	1	1
Kern	1	2													1	2	3
Los Angeles	18	5			1	1	5	0	1	0	1	4	6	4	32	14	46
Madera													0	1	0	1	1
Marin	1	0											2	1	3	1	4
Merced													1	0	1	0	1
Modoc	0	1													0	1	1
Mono	1	0													1	0	1
Monterey	1	2					1	0							2	2	4
Napa													1	0	1	0	1
Nevada	1	0											0	4	1	4	5
Orange	1	2	1	0	3	0	1	0	2	0			8	2	16	4	20
Placer	0	1											1	0	1	1	2
Riverside	4	0											6	0	10	0	10
Sacramento	2	0													2	0	2
San Benito	0	1											1	2	1	3	4
San Bernardino	3	2			1	0	1	0			0	1	2	1	7	4	11
San Diego	5	2			5	0	1	0					6	3	17	5	22
San Joaquin													2	0	2	0	2
San Luis Obispo	1	0			1	0							0	1	2	1	3
San Mateo	2	0			0	2									2	2	4

TABLE 1.3 SUMMARY OF OUTCOMES FOR CITY BALLOT MEASURES BY TYPE OF MEASURE AND COUNTY, 2008

	TAXES		BONDS		CHARTER AMENDMENT		ADVISORY		INITIATIVE		RECALL		ORDINANCE		ALL CITY MEASURES		
	PASS	FAIL	PASS	FAIL	PASS	FAIL	PASS	FAIL	PASS	FAIL	PASS	FAIL	PASS	FAIL	PASS	FAIL	TOTAL
Santa Barbara	2	1			1	0			1	0					4	1	5
Santa Clara	3	1	2	0	2	0							4	2	11	3	14
Santa Cruz	3	1													3	1	4
Sonoma	2	0											1	1	3	1	4
Sutter													0	1	0	1	1
Stanislaus					1	0							1	0	2	0	2
Tulare	0	1			1	0									1	1	2
Ventura	2	0							1	0			2	2	5	2	7
Yolo	2	0					1	0							3	0	3
Yuba	0	1													0	1	1
All Counties	79	32	5	0	31	4	10	0	8	1	3	5	52	28	188	70	258

TABLE 1.4 SUMMARY OF ELECTION OUTCOMES FOR CITY BALLOT MEASURES BY TOPIC OF MEASURE AND COUNTY, 2008

	LAND USE		SAFETY		GOVERNANCE		ENVIRONMENT		TRANSPORT		FACILITIES		HOUSING		GENERAL SERVICES		REVENUE		OTHER		ALL CITY MEASURES		
	PASS	FAIL	PASS	FAIL	PASS	FAIL	PASS	FAIL	PASS	FAIL	PASS	FAIL	PASS	FAIL	PASS	FAIL	PASS	FAIL	PASS	FAIL	PASS	FAIL	TOTAL
Alameda	2	0	2	4	14	2			0	1	1	0			2	0	6	1	1	0	28	8	36
Colusa			1	0	0	1											0	1			1	2	3
Contra Costa	2	0			6	0			1	0	2	0					3	0			14	0	14
Fresno			2	1	0	1											2	1			4	3	7
Humboldt																	5	0	2	0	7	0	7
Imperial			0	1																	0	1	1
Kern									0	1							1	1			1	2	3
Los Angeles	4	1	2	1	5	7					1	0	1	0			18	4	1	1	32	14	46
Madera					0	1															0	1	1
Marin			1	0	0	1	1	0									1	0			3	1	4
Merced					1	0															1	0	1
Modoc			0	1																	0	1	1
Mono											1	0									1	0	1
Monterey					1	0											1	2			2	2	4
Napa					1	0															1	0	1
Nevada	0	2			0	2			1	0											1	4	5
Orange	7	1			6	1											1	2	2	0	16	4	20
Placer	1	0									0	1									1	1	2
Riverside	1	0			5	0											4	0			10	0	10
Sacramento			1	0													1	0			2	0	2
San Benito	1	0			0	2											0	1			1	3	4
San Bernardino	2	0	0	2	1	1					1	1					3	0			7	4	11
San Diego	1	3	2	0	7	0					4	1					3	1			17	5	22
San Joaquin					1	0											1	0			2	0	2
San Luis Obispo	0	1			1	0					1	0									2	1	3
San Mateo	0	2															2	0			2	2	4
Santa Barbara			0	1											2	0	2	0			4	1	5

TABLE 1.4 SUMMARY OF ELECTION OUTCOMES FOR CITY BALLOT MEASURES BY TOPIC OF MEASURE AND COUNTY, 2008

	LAND USE		SAFETY		GOVERNANCE		ENVIRONMENT		TRANSPORT		FACILITIES		HOUSING		GENERAL SERVICES		REVENUE		OTHER		ALL CITY MEASURES		
	PASS	FAIL	PASS	FAIL	PASS	FAIL	PASS	FAIL	PASS	FAIL	PASS	FAIL	PASS	FAIL	PASS	FAIL	PASS	FAIL	PASS	FAIL	PASS	FAIL	TOTAL
Santa Clara	2	1	1	0	2	0					3	1					3	1			11	3	14
Santa Cruz			1	0			1	0									1	1			3	1	4
Sonoma															1	1	2	0			3	1	4
Sutter					0	1															0	1	1
Stanislaus					2	0															2	0	2
Tulare			0	1															1	0	1	1	2
Ventura	2	0			1	0			0	2							2	0			5	2	7
Yolo									1	0							2	0			3	0	3
Yuba																	0	1			0	1	1
All Counties	25	11	13	12	54	20	2	0	3	4	14	4	1	0	5	1	64	17	7	1	188	70	258

PART 2
VOTE TOTALS FOR
CITY OFFICE CANDIDATES

TABLE 2.1 VOTE TOTALS FOR CITY OFFICE CANDIDATES BY COUNTY AND ELECTION DATE, 2008

COUNTY	DATE	CITY	OFFICE	DIS-TRICT/ SEAT	TERM OF OFFICE	CANDIDATE'S LAST NAME	CANDIDATE'S FIRST NAME	CANDIDATE'S BALLOT DESIGNATION	IN- CUM BENT	NUMBER OF CAN- DIDATES	VOTES FOR CAN- DIDATE	TOTAL VOTES CAST ¹	PER- CENT OF VOTE	ELECTED									
ALAMEDA	3/4/2008	Piedmont	CITY COUNCIL		Full	Fujioka	Margaret	Attorney	No	3	2,579	6,363	40.5%	Yes									
						Barbieri	Dean	Incumbent	Yes	3	2,252	6,363	35.4%	Yes									
						Gilbert	Ryan	Financial Services Executive	No	3	1,524	6,363	24.0%	No									
	6/3/2008	Hayward	CITY COUNCIL			Full	Halliday	Barbara	Hayward Councilmember	Yes	7	7,950	42,686	18.6%	Yes								
							Quirk	Bill	Councilmember/Retired Scientist	Yes	7	6,800	42,686	15.9%	Yes								
							Henson	Olden	Hayward Councilmember/Businessman	Yes	7	6,417	42,686	15.0%	Yes								
							Zermeno	Francisco	Business Owner/Educator	No	7	6,411	42,686	15.0%	Yes								
							Peixoto	Marvin	Chairman Planning Commission	No	7	6,175	42,686	14.5%	No								
							Bennett	Linda	Marriage/Family Therapist	No	7	5,731	42,686	13.4%	No								
							Simpson	Rob	Real Estate Broker	No	7	3,063	42,686	7.2%	No								
							Short	May	Anna	Businessperson	No	2	7,601	12,704	59.8%	Yes							
							Bristow	Steve	Retired 911 Dispatcher	No	2	5,061	12,704	39.8%	No								
							Oakland	CITY ATTORNEY		Full	Russo	John	Oakland City Attorney	Yes	1	46,594	47,486	98.1%	Yes				
											CITY COUNCIL	1	Full	Brunner	Jane	Councilmember	Yes	2	10,040	13,820	72.6%	Yes	
													McCullough	Patrick	Attorney/Electronics Technician	No	2	3,740	13,820	27.1%	No		
													3	Full	Nadel	Nancy	District 3 Councilwoman	Yes	3	4,503	8,777	51.3%	Yes
															Sullivan	Sean	No Ballot Designation	No	3	2,378	8,777	27.1%	No
															Hodge	Gregory	Youth Development Consultant	No	3	1,847	8,777	21.0%	No
	5	Full	De La Fuente	Ignacio	Councilmember District #5	Yes							4	3,049	5,668	53.8%	Yes						
			Juarez	Mario	Small Business Owner	No							4	1,881	5,668	33.2%	No						
			Blythe	Beverly	Small Business Owner	No							4	418	5,668	7.4%	No						
Wofford			David	Community Development Consultant	No	4	302	5,668	5.3%	No													
7	Full	Reid	Larry	Councilmember	Yes	2	3,797	6,081	62.4%	Yes													
		Gilmore	Clifford	Nonprofit Executive Director	No	2	2,250	6,081	37.0%	No													
Oakland-at large	CITY COUNCIL		Full	Kaplan	Rebecca	Transit Director At-Large	No	5	22,403	55,638	40.3%	Runoff											
				Hamill	Kerry	School Board Member	No	5	12,128	55,638	21.8%	Runoff											
				Killian	Clinton	Attorney	No	5	10,631	55,638	19.1%	No											
				Rose	Frank	No Ballot Designation	No	5	6,035	55,638	10.8%	No											
				Pine	Charles	Retired IT Professional	No	5	4,173	55,638	7.5%	No											
San Leandro	CITY COUNCIL		2	Full	Perry	Linda	Public Policy Consultant	No	3	4,396	10,587	41.5%	Runoff										
					Reed	Ursula	Educator	No	3	3,295	10,587	31.1%	Runoff										
					Gilcrest	Charles	Local Business Owner	No	3	2,839	10,587	26.8%	No										

¹Write-in candidate votes, when reported by the county, have been included in the total votes cast. For these contests, the sum of the candidate votes is less than the total votes cast.

TABLE 2.1 VOTE TOTALS FOR CITY OFFICE CANDIDATES BY COUNTY AND ELECTION DATE, 2008

COUNTY	DATE	CITY	OFFICE	DIS-TRICT/ SEAT	TERM OF OFFICE	CANDIDATE'S LAST NAME	CANDIDATE'S FIRST NAME	CANDIDATE'S BALLOT DESIGNATION	IN- CUM- BENT	NUMBER OF CAN- DIDATES	VOTES FOR CAN- DIDATE	TOTAL VOTES CAST ¹	PER- CENT OF VOTE	ELECTED
ALAMEDA (continued)	6/3/2008	San Leandro	CITY COUNCIL	4	Full	Starosciak	Joyce Rutledge	Incumbent	Yes	3	6,538	10,357	63.1%	Yes
						Gonzalez	Paul K.	Federal Government Executive	No	3	1,908	10,357	18.4%	No
						Filipovich	Lou	Businessman	No	3	1,856	10,357	17.9%	No
				6	Full	Prola	Jim	Appointed San Leandro Councilmember	Yes	5	5,939	10,330	57.5%	Yes
						Clemons	Estelle E.	Human Services Manager	No	5	1,836	10,330	17.8%	No
						Tichy	Mark	Realtor	No	5	956	10,330	9.3%	No
	Almonte	Hermy B.	Regional Property Supervisor			No	5	876	10,330	8.5%	No			
	Aborashed	Wafaa Sabri	Grassroots Environmental Advocate			No	5	671	10,330	6.5%	No			
	11/4/2008	Alameda	CITY AUDITOR	Full	Kearney	Kevin R.	Incumbent	Yes	1	22,861	23,220	98.5%	Yes	
					CITY COUNCIL	Full	DeHaan	Doug	Incumbent	Yes	4	15,055	49,036	30.7%
			Gilmore	Marie L.	Incumbent		Yes	4	14,268	49,036	29.1%	Yes		
			Jensen	Tracy	School Board Member		No	4	11,586	49,036	23.6%	No		
			Harrison	Justin	Educator/Project Manager	No	4	7,973	49,036	16.3%	No			
		CITY TREASURER	Full	Kennedy	Kevin	Incumbent	Yes	1	22,763	23,126	98.4%	Yes		
		Albany	CITY COUNCIL	Full	Thomsen	Peggy	Teacher	No	6	3,907	19,498	20.0%	Yes	
Javandel					Farid	Albany City Councilmember	Yes	6	3,389	19,498	17.4%	Yes		
Lieber					Robert	Incumbent	Yes	6	3,286	19,498	16.9%	Yes		
Pilch					Nick	Software Engineer	No	6	3,022	19,498	15.5%	No		
Panian					Leo	Structural Engineer	No	6	2,967	19,498	15.2%	No		
Toomey					Ellen	Graphic Designer	No	6	2,894	19,498	14.8%	No		
CITY TREASURER					Full	Denton	Kim	Incumbent	Yes	1	5,705	5,760	99.0%	Yes
Berkeley		CITY COUNCIL	2	Full	Moore	Darryl	Incumbent	Yes	2	4,573	5,591	81.8%	Yes	
	Crowder				Jon	Property Manager	No	2	955	5,591	17.1%	No		
	3	Full	Anderson	Max	Incumbent	Yes	1	4,654	4,846	96.0%	Yes			
	4	Full	Arreguin	Jesse	Rent Board Commissioner	No	5	2,992	6,196	48.3%	Yes			
			Doran	Terry	Retired Teacher	No	5	2,283	6,196	36.8%	No			
			Dodsworth	Asa	Beekeeper/Farmer/Carpenter	No	5	395	6,196	6.4%	No			
			Wood	L.A.	Video Production Journalist	No	5	368	6,196	5.9%	No			
			Jockin	N'dji "Jay"	Lender	No	5	120	6,196	1.9%	No			
	5	Full	Capitelli	Laurie	Councilmember, District 5, City of Berkeley	Yes	2	4,299	8,212	52.4%	Yes			
			Hahn	Sophie	Nonprofit President	No	2	3,898	8,212	47.5%	No			
	6	Full	Wengraf	Susan	City Council Aide	No	2	5,509	7,211	76.4%	Yes			
			Sorgen	Phoebe Anne	Commissioner/Singer/Teacher	No	2	1,673	7,211	23.2%	No			

TABLE 2.1 VOTE TOTALS FOR CITY OFFICE CANDIDATES BY COUNTY AND ELECTION DATE, 2008

COUNTY	DATE	CITY	OFFICE	DIS-TRICT/ SEAT	TERM OF OFFICE	CANDIDATE'S LAST NAME	CANDIDATE'S FIRST NAME	CANDIDATE'S BALLOT DESIGNATION	IN- CUM BENT	NUMBER OF CAN- DIDATES	VOTES FOR CAN- DIDATE	TOTAL VOTES CAST ¹	PER- CENT OF VOTE	ELECTED		
ALAMEDA (continued)	11/4/2008	Berkeley	MAYOR		Full	Bates	Tom	Mayor, City of Berkeley	Yes	2	34,208	56,170	60.9%	Yes		
						Dean	Shirley	Public Policy Advocate	No	2	20,188	56,170	35.9%	No		
			RENT CONTROL BOARD	Full	Drake	Nicole	Legislative Aide	No	7	24,704	135,777	18.2%	Yes			
					Tregub	Igor	Labor Commissioner/Engineer	No	7	24,489	135,777	18.0%	Yes			
					Shelton	Judy E.	Artist	No	7	23,990	135,777	17.7%	Yes			
					Harrison	Jack	Incumbent	Yes	7	21,169	135,777	15.6%	Yes			
					Townley	Jesse	Record Label Manager	No	7	18,320	135,777	13.5%	Yes			
					Rogers	Clydis Ruth	Counselor/Case Manager	No	7	14,700	135,777	10.8%	No			
					Kelly	Taylor	Personal Assistant	No	7	7,615	135,777	5.6%	No			
			Dublin	CITY COUNCIL	Full	Hildenbrand	Kasie	Councilmember	Yes	5	8,295	22,768	36.4%	Yes		
						Hart	Kevin	Sheriff's Office Captain	No	5	7,700	22,768	33.8%	Yes		
						Zukoski	John M.	Corporate Accounting Manager	No	5	3,911	22,768	17.2%	No		
						Boboc	Robert Douglas	Purchasing Manager	No	5	1,633	22,768	7.2%	No		
						Abulencia	Elpi	Retired Marketing Director	No	5	1,136	22,768	5.0%	No		
			MAYOR	Full	Sbranti	Tim	Teacher/City Councilmember	No	3	12,868	15,148	84.9%	Yes			
					King	Elizabeth "Liz"	Residential Commercial Realtor	No	3	1,421	15,148	9.4%	No			
					Costello	Shawn	Restaurant Employee	No	3	812	15,148	5.4%	No			
			Fremont	CITY COUNCIL	Full	Wieckowski	Bob	Fremont Councilmember	Yes	10	31,307	114,102	27.4%	Yes		
						Chan	Suzanne	Fremont Planning Commissioner	No	10	24,571	114,102	21.5%	Yes		
						Bacon	Vinne	Technical Support Manager	No	10	17,794	114,102	15.6%	No		
						Tahmasbi	Trisha	Legislative District Director	No	10	16,802	114,102	14.7%	No		
						Leong	Hou	Doctor of Optometry	No	10	5,806	114,102	5.1%	No		
						Montgomery	Larry	School Construction Inspector	No	10	5,265	114,102	4.6%	No		
						Susoev	Linda	Housekeeper	No	10	4,041	114,102	3.5%	No		
						Bartlett	Charles	Manufacturing Technician	No	10	3,039	114,102	2.7%	No		
						Khan	Fazlur	Realtor	No	10	2,588	114,102	2.3%	No		
						Stirling	Alan	Litigation Paralegal/Ironworker	No	10	2,538	114,102	2.2%	No		
						MAYOR	Full	Wasserman	Robert "Bob"	Mayor, City of Fremont	Yes	4	28,461	67,996	41.9%	Yes
								Cho	Steve	Councilmember, Business Owner	No	4	22,474	67,996	33.1%	No
								Morrison	Gus	Local Government Consultant	No	4	14,167	67,996	20.8%	No
Reeder	Paul	Businessman	No	4	2,633			67,996	3.9%	No						
Oakland-at large	CITY COUNCIL	Full	Kaplan	Rebecca	Transit Director At-Large	No	2	84,531	136,187	62.1%	Yes					
			Hamill	Kerry	School Board Member	No	2	50,387	136,187	37.0%	No					

TABLE 2.1 VOTE TOTALS FOR CITY OFFICE CANDIDATES BY COUNTY AND ELECTION DATE, 2008

COUNTY	DATE	CITY	OFFICE	DIS-TRICT/ SEAT	TERM OF OFFICE	CANDIDATE'S LAST NAME	CANDIDATE'S FIRST NAME	CANDIDATE'S BALLOT DESIGNATION	IN- CUM- BENT	NUMBER OF CAN- DIDATES	VOTES FOR CAN- DIDATE	TOTAL VOTES CAST ¹	PER- CENT OF VOTE	ELECTED			
ALAMEDA (continued)	11/4/2008	Pleasanton	CITY COUNCIL		Full	McGovern	Cindy	City Council Member	Yes	4	18,152	51,576	35.2%	Yes			
						Sullivan	Matt	Council Member/Engineer	Yes	4	16,235	51,576	31.5%	No			
						Pentin	Jerry	Businessman/Parks Commissioner	No	4	11,020	51,576	21.4%	No			
						Neely	Howard W.	Retired Teacher	No	4	6,063	51,576	11.8%	No			
			MAYOR		Full	Hosterman	Jennifer	Mayor	Yes	2	17,192	32,018	53.7%	Yes			
		Brozosky				Steve	Appointed Board Member, Pleasanton School	No	2	14,717	32,018	46.0%	No				
			San Leandro	CITY COUNCIL		2	Full	Reed	Ursula	Educator	No	2	15,153	26,776	56.6%	Yes	
		Perry						Linda	Public Policy Consultant	No	2	11,408	26,776	42.6%	No		
			Union City	CITY COUNCIL			Full	Navarro	Jim	Incumbent	Yes	1	16,561	17,032	97.2%	Yes	
								MAYOR	Full	Green	Mark	Mayor	Yes	1	17,905	18,685	95.8%
ALPINE	No City Contests																
AMADOR	11/4/2008	Amador City	CITY COUNCIL		Full	Brusatori	Aaron	Appointed Incumbent	Yes	1	81	93	87.1%	Yes			
						Short	Vasquez	Michael E.	Realtor	No	1	72	79	91.1%	Yes		
			lone	CITY TREASURER		Full	Spencer	Janet	Incumbent	Yes	1	82	83	98.8%	Yes		
							CITY CLERK	Full	Traverso	Janice	Incumbent	Yes	1	1,509	1,529	98.7%	Yes
			CITY COUNCIL	Full	Bonham	Andrea			Incumbent	Yes	3	1,135	2,752	41.2%	Yes		
					Plank	David P.			Retired Marketing Director	No	3	880	2,752	32.0%	Yes		
					Sherman	Jerry	Incumbent	Yes	3	723	2,752	26.3%	No				
			CITY TREASURER	Full	Long	Sharon M.	Incumbent	Yes	2	1,142	1,577	72.4%	Yes				
					Baldi	Nancy	Retired Executive Assistant	No	2	427	1,577	27.1%	No				
			Jackson	CITY COUNCIL		Full	Garibaldi	Wayne	Businessman	Yes	6	1,259	4,992	25.2%	Yes		
							Sweet	Keith	Athletic Facility Superintendent	No	6	859	4,992	17.2%	Yes		
							Lewis	Marilyn L.	Retired Business Owner	No	6	777	4,992	15.6%	Yes		
							Nunes	Alfred A.	Incumbent	Yes	6	765	4,992	15.3%	No		
							Jebian	Judy	Retired	No	6	676	4,992	13.5%	No		
							Butow	Dave	Retired	No	6	640	4,992	12.8%	No		
			Plymouth	CITY CLERK		Full	Stoddard	Gloria J.	Incumbent	Yes	1	395	406	97.3%	Yes		
							CITY COUNCIL	Full	Colburn	Jon	Incumbent	Yes	6	264	1,204	21.9%	Yes
									Shackleton	Patricia J.	Incumbent	Yes	6	240	1,204	19.9%	Yes
									Baldwin	Greg	Incumbent	Yes	6	201	1,204	16.7%	Yes
									Nunez	Maria E.	Businesswoman	No	6	198	1,204	16.4%	No
	Estey	Darlene R.							Compromise Specialist	No	6	150	1,204	12.5%	No		
	Colburn	Gary C.							Community Volunteer	No	6	141	1,204	11.7%	No		
	CITY TREASURER	Full	Hatley	M. Suzon	Appointed Incumbent	Yes	1	376	386	97.4%	Yes						

TABLE 2.1 VOTE TOTALS FOR CITY OFFICE CANDIDATES BY COUNTY AND ELECTION DATE, 2008

COUNTY	DATE	CITY	OFFICE	DIS-TRICT/ SEAT	TERM OF OFFICE	CANDIDATE'S LAST NAME	CANDIDATE'S FIRST NAME	CANDIDATE'S BALLOT DESIGNATION	IN- CUM- BENT	NUMBER OF CAN- DIDATES	VOTES FOR CAN- DIDATE	TOTAL VOTES CAST ¹	PER- CENT OF VOTE	ELECTED		
AMADOR (continued)	11/4/2008	Sutter Creek	CITY COUNCIL		Full	Anderson	Sandra	Business Owner	No	3	808	2,419	33.4%	Yes		
						Wooten	Gary R.	Incumbent	Yes	3	800	2,419	33.1%	Yes		
						Murphy	Tim	Incumbent	Yes	3	769	2,419	31.8%	Yes		
BUTTE	11/4/2008	Biggs	CITY COUNCIL		Full	Frith	Roger	Incumbent	Yes	2	365	712	51.3%	Yes		
						Busch	John	Incumbent	Yes	2	301	712	42.3%	Yes		
						Short	Thompson	Angela M.	Small Business Owner	No	2	363	527	68.9%	Yes	
						Rummel	John	Retired	No	2	159	527	30.2%	No		
					Chico	CITY COUNCIL	Full	Holcombe	Andy	Mayor/Non-Profit Attorney	Yes	8	16,905	112,949	15.0%	Yes
								Schwab	Ann	Councilmember/Nonprofit Manager	Yes	8	16,851	112,949	14.9%	Yes
		Walker	Jim	Physician Assistant				No	8	16,574	112,949	14.7%	Yes			
		Wahl	Larry	Business Owner/Councilmember				Yes	8	15,755	112,949	13.9%	Yes			
		Sorensen	Mark	Business Owner				No	8	15,317	112,949	13.6%	No			
		Valente	Joe	Local Business Owner				No	8	12,905	112,949	11.4%	No			
		Sarsour	Ali	Businessman				No	8	11,752	112,949	10.4%	No			
		Van Auken	Cynthia	Homemaker	No	8	6,600	112,949	5.8%	No						
		Gridley	CITY COUNCIL	Full	Stiles	Owen	Retired Educator	No	6	986	4,331	22.8%	Yes			
					Boeger	Dan	Retired Businessman	No	6	866	4,331	20.0%	Yes			
					Garner	David C.	Governmental Program Analyst	No	6	650	4,331	15.0%	Yes			
					Mota	Pedro	No Ballot Designation	Yes	6	616	4,331	14.2%	No			
					Sparks	Marlena	Gridley City Councilmember	Yes	6	605	4,331	14.0%	No			
					Hall	Frank	Incumbent	Yes	6	594	4,331	13.7%	No			
		Oroville	CITY COUNCIL	Full	Pittman	David W.	Retired Firefighter	No	8	2,008	10,423	19.3%	Yes			
					Simpson	Allen "JR"	Retired Fireman	No	8	1,699	10,423	16.3%	Yes			
					Chan-Wilcox	Thil	County Government Employee	No	8	1,446	10,423	13.9%	Yes			
Harvey	Steven E.				Senior Bridge Engineer	No	8	1,394	10,423	13.4%	No					
Berry	Jack				Incumbent	Yes	8	1,203	10,423	11.5%	No					
Coots	William "Bill"				Business Owner	No	8	1,032	10,423	9.9%	No					
Prouty	Jim				Incumbent	Yes	8	969	10,423	9.3%	No					
Howard	Mike				Appointed Incumbent	Yes	8	663	10,423	6.4%	No					

TABLE 2.1 VOTE TOTALS FOR CITY OFFICE CANDIDATES BY COUNTY AND ELECTION DATE, 2008

COUNTY	DATE	CITY	OFFICE	DIS- TRICT/ SEAT	TERM OF OFFICE	CANDIDATE'S LAST NAME	CANDIDATE'S FIRST NAME	CANDIDATE'S BALLOT DESIGNATION	IN- CUM BENT	NUMBER OF CAN- DIDATES	VOTES FOR CAN- DIDATE	TOTAL VOTES CAST ¹	PER- CENT OF VOTE	ELECTED			
BUTTE (continued)	11/4/2008	Paradise	CITY COUNCIL		Full	White	Alan	Incumbent	Yes	8	6,197	31,227	19.8%	Yes			
						Culleton	Steve "Woody"	Incumbent	Yes	8	5,880	31,227	18.8%	Yes			
						Di Duca	Joe	Contractor	No	8	5,023	31,227	16.1%	Yes			
						Davis	Dave "Grumpy"	Business Owner	No	8	4,639	31,227	14.9%	No			
						Huffman	Robin	Social Science Instructor	Yes	8	4,229	31,227	13.5%	No			
						Baltierra	Elaine	Postal Worker/Homemaker	No	8	3,188	31,227	10.2%	No			
						McEtchin	Stan	No Ballot Designation	No	8	1,188	31,227	3.8%	No			
						Anderson	David A.	No Ballot Designation	No	8	833	31,227	2.7%	No			
CALAVERAS	11/4/2008	Angels City	CITY COUNCIL		Full	Boeding	Jack	Appointed Incumbent	Yes	4	1,069	3,882	27.5%	Yes			
						Turco	Craig L.	Businessman	No	4	982	3,882	25.3%	Yes			
						Morris	Elaine	Retired	No	4	910	3,882	23.4%	Yes			
						Shoop	J.	Businessman/Author/Speaker	No	4	902	3,882	23.2%	No			
COLUSA	11/4/2008	Colusa	CITY COUNCIL		Full	Kelleher	Kirk R.	Business Owner	No	3	1,339	3,058	43.8%	Yes			
						Mackaben	Robert J.	Incumbent	Yes	3	975	3,058	31.9%	Yes			
						Hosmer	Kay Millard	Business Owner	Yes	3	704	3,058	23.0%	Yes			
			CITY TREASURER	Full	Rourke	Gar	City Treasurer	Yes	1	1,298	1,313	98.9%	Yes				
		Williams		CITY CLERK	Full	Miles	Rene L.	Appointed Incumbent	Yes	1	638	656	97.3%	Yes			
				CITY COUNCIL	Full	Barker	Don	Council Member	Yes	3	442	1,146	38.6%	Yes			
						Troughton, Jr.	John J.	Retired Businessman	No	3	438	1,146	38.2%	Yes			
							Sellers, Jr.	Alfred	Registered Addiction Specialist	No	3	248	1,146	21.6%	No		
			CITY TREASURER ^w	Full	Barker	Sally	No Ballot Designation	No	0	59	109	54.1%	Yes				
		CONTRA COSTA	2/5/2008	Pinole	CITY COUNCIL		Full	Long	Debbie	Health Care Management and Administration	No	2	3,656	5,437	67.2%	Yes	
Ricco	Ivette							Businesswoman	No	2	1,700	5,437	31.3%	No			
	CITY COUNCIL ^R				1	Short	Fujita	Virginia	Retired Personnel Specialist	No	1	3,897	4,197	92.9%	Yes		
							2	Short	Swearingen	Roy V.	Construction Defect Consultant	No	3	2,055	4,643	44.3%	Yes
									Denlis	Steve J.	Machine Shop Owner	No	3	1,391	4,643	30.0%	No
					Bender	John D.	No Ballot Designation	No	3	1,035	4,643	22.3%	No				
11/4/2008	Antioch		CITY CLERK	Full	Martin	L. Jolene	Certified Municipal Clerk	Yes	1	24,910	25,303	98.4%	Yes				
			CITY COUNCIL	Full	Rocha	Mary Helen	Program Director	No	3	15,254	45,068	33.8%	Yes				
							Kalinowski	Brian	Councilmember/Sheriff's Lieutenant	Yes	3	15,153	45,068	33.6%	Yes		
					Simonsen	Arne	Antioch City Council Member	Yes	3	14,378	45,068	31.9%	No				

^RTo be elected if recall measure passes.

^wNo candidates appeared on the ballot. Sally Barker was a write-in candidate.

TABLE 2.1 VOTE TOTALS FOR CITY OFFICE CANDIDATES BY COUNTY AND ELECTION DATE, 2008

COUNTY	DATE	CITY	OFFICE	DIS-TRICT/ SEAT	TERM OF OFFICE	CANDIDATE'S LAST NAME	CANDIDATE'S FIRST NAME	CANDIDATE'S BALLOT DESIGNATION	IN- CUM- BENT	NUMBER OF CAN- DIDATES	VOTES FOR CAN- DIDATE	TOTAL VOTES CAST ¹	PER- CENT OF VOTE	ELECTED
CONTRA COSTA (continued)	11/4/2008	Antioch	CITY TREASURER		Full	Conley	Donna	Antioch City Treasurer	Yes	4	13,232	29,088	45.5%	Yes
						Davis	Janet L.	Accountant	No	4	6,568	29,088	22.6%	No
						Kalafate	Robert "Bob"	Retired Financial Executive	No	4	4,703	29,088	16.2%	No
						Puccio	Anthony	Self employed CPA since 1984	No	4	4,471	29,088	15.4%	No
			MAYOR	Full	Davis	James "Jim"	Antioch Mayor Pro Tem	No	2	14,912	32,232	46.3%	Yes	
			Freitas		Donald P.	Mayor, City of Antioch	Yes	2	14,437	32,232	44.8%	No		
			Brentwood	CITY COUNCIL	Full	Stonebarger	Erick A.	Appointed Councilmember/Farmer	Yes	3	11,488	26,097	44.0%	Yes
						Brockman	Bob	Councilman/Businessman/Engineering	Yes	3	10,006	26,097	38.3%	Yes
		Short				Roger F.	Businessman	No	3	4,523	26,097	17.3%	No	
		MAYOR		Full	Taylor	Robert "Bob"	Mayor/Local Businessman	Yes	2	13,394	18,988	70.5%	Yes	
		Wooten			Teresa J.	Engineer	No	2	5,513	18,988	29.0%	No		
		Clayton		CITY COUNCIL	Full	Pierce	Julie	Clayton City Councilmember	Yes	8	3,810	14,655	26.0%	Yes
			Medrano			Joe	Business Owner	No	8	2,435	14,655	16.6%	Yes	
			Geller			Howard	No Ballot Designation	No	8	2,211	14,655	15.1%	Yes	
			Richardson			Daniel	Retired Public Administrator	No	8	1,997	14,655	13.6%	No	
			Haydon			Keith	Senior Contract Manager	No	8	1,843	14,655	12.6%	No	
			Diaz			Jim	Security Services Director	No	8	1,351	14,655	9.2%	No	
			Simbirdi			Harun R.	Chief Operating Executive	No	8	708	14,655	4.8%	No	
			Lampo			Allen	No Ballot Designation	No	8	264	14,655	1.8%	No	
		Concord	CITY COUNCIL	Full	Peterson	Mark	City Councilmember/Deputy DA	Yes	3	25,974	61,873	42.0%	Yes	
					Shinn	William "Bill"	Mayor	No	3	24,066	61,873	38.9%	Yes	
					Wells	La Shawn B.	Executive Director/Educator	No	3	11,566	61,873	18.7%	No	
		Danville	CITY COUNCIL	Full	Americh	Newell	Danville Councilmember/Architect	Yes	4	15,779	51,795	30.5%	Yes	
					Doyle	Michael J. "Mike"	Incumbent	No	4	15,401	51,795	29.7%	Yes	
Andersen	Candace				Incumbent	Yes	4	15,394	51,795	29.7%	Yes			
Bordogna	Marianne				Real Estate Broker	No	4	5,052	51,795	9.8%	No			
El Cerrito	CITY COUNCIL	Full	Cheng	Ann	City Planner	No	5	6,852	26,209	26.1%	Yes			
			Jones	Bill	Incumbent	Yes	5	6,362	26,209	24.3%	Yes			
			Lyman	Greg	Environmental Engineer	No	5	6,115	26,209	23.3%	Yes			
			Boisvert	David	Scientist	No	5	3,420	26,209	13.0%	No			
			Ting	Andrew W.	Teacher	No	5	3,411	26,209	13.0%	No			
Hercules	CITY COUNCIL	Full	Balico	Ed	Incumbent	Yes	4	5,778	19,243	30.0%	Yes			
			Ward	Joanne	Incumbent	Yes	4	5,556	19,243	28.9%	Yes			
			Kuehne	Donald L.	Research Engineer	No	4	3,935	19,243	20.4%	Yes			
			Delgado	John J.	Prosecutor	No	4	3,909	19,243	20.3%	No			

TABLE 2.1 VOTE TOTALS FOR CITY OFFICE CANDIDATES BY COUNTY AND ELECTION DATE, 2008

COUNTY	DATE	CITY	OFFICE	DIS- TRICT/ SEAT	TERM OF OFFICE	CANDIDATE'S LAST NAME	CANDIDATE'S FIRST NAME	CANDIDATE'S BALLOT DESIGNATION	IN- CUM BENT	NUMBER OF CAN- DIDATES	VOTES FOR CAN- DIDATE	TOTAL VOTES CAST ¹	PER- CENT OF VOTE	ELECTED	
CONTRA COSTA (continued)	11/4/2008	Lafayette	CITY COUNCIL		Full	Anderson	Mike	Incumbent	Yes	4	8,781	29,899	29.4%	Yes	
						Federighi	Carol	Incumbent/Attorney	Yes	4	8,469	29,899	28.3%	Yes	
						Anduri	Carl	Incumbent	Yes	4	7,997	29,899	26.7%	Yes	
						Froymovich	Gabriel	Businessperson	No	4	4,469	29,899	14.9%	No	
		Martinez	CITY CLERK		Full	Hernandez	Gary	Incumbent	Yes	1	13,058	13,289	98.3%	Yes	
						CITY COUNCIL	Ross	Mark	Vice-Mayor	Yes	4	10,650	26,866	39.6%	Yes
							Kennedy	Janet Haroutunian	Incumbent	Yes	4	7,877	26,866	29.3%	Yes
							Jackson	Bradley	Health Care Quality Assurance	No	4	5,581	26,866	20.8%	No
							Alford	Michael	Retired	No	4	2,648	26,866	9.9%	No
		CITY TREASURER	Robinson	Carolyn L.	Incumbent	Yes	2	9,514	15,121	62.9%	Yes				
			Martin	Charles	Public Accountant	No	2	5,556	15,121	36.7%	No				
		Moraga	CITY COUNCIL		Full	Mendonca	Karen L.	Retired University Administrator	No	6	4,589	19,530	23.5%	Yes	
						Metcalf	Michael	Retired Civil Engineer	Yes	6	4,588	19,530	23.5%	Yes	
						Harpham	Howard	Retired Public Defender	No	6	3,444	19,530	17.6%	Yes	
						Kolbe	Janice	Human Resources Manager	No	6	3,412	19,530	17.5%	No	
						Wanken	Dennis	School Director	No	6	1,749	19,530	9.0%	No	
						Kvederis	Brad	Web Designer	No	6	1,652	19,530	8.5%	No	
		Oakley	CITY COUNCIL		Full	Frazier	Jim	Small Business Owner	No	6	5,655	22,093	25.6%	Yes	
						Romick	Kevin	Incumbent	Yes	6	4,230	22,093	19.1%	Yes	
						Anderson	Pat	Incumbent	Yes	6	3,913	22,093	17.7%	Yes	
						McKeon	Rodger	Parole Officer	No	6	3,635	22,093	16.5%	No	
						Nix	Brad	Incumbent	Yes	6	3,065	22,093	13.9%	No	
						Caughron	Bob	Retired	No	6	1,538	22,093	7.0%	No	
Orinda	CITY COUNCIL		Full	Smith	Victoria	Mayor	Yes	3	6,355	16,440	38.7%	Yes			
				Glazer	Steven M.	Member, Orinda City Council	Yes	3	6,102	16,440	37.1%	Yes			
				Larsen	Robert "Bob"	Physician	No	3	3,885	16,440	23.6%	No			
Pinole	CITY COUNCIL		Full	Murray	Peter	Mayor	Yes	3	5,548	12,214	45.4%	Yes			
				Swearingen	Roy V.	Incumbent	Yes	3	4,202	12,214	34.4%	Yes			
				Alegria	Maria	Executive Director	No	3	2,397	12,214	19.6%	No			
	CITY TREASURER	Lee	Judy	Incumbent	Yes	2	4,593	7,240	63.4%	Yes					
		Ricco	Ivette	Businesswoman	No	2	2,618	7,240	36.2%	No					

TABLE 2.1 VOTE TOTALS FOR CITY OFFICE CANDIDATES BY COUNTY AND ELECTION DATE, 2008

COUNTY	DATE	CITY	OFFICE	DIS-TRICT/ SEAT	TERM OF OFFICE	CANDIDATE'S LAST NAME	CANDIDATE'S FIRST NAME	CANDIDATE'S BALLOT DESIGNATION	IN- CUM- BENT	NUMBER OF CAN- DIDATES	VOTES FOR CAN- DIDATE	TOTAL VOTES CAST ¹	PER- CENT OF VOTE	ELECTED	
CONTRA COSTA (continued)	11/4/2008	Pleasant Hill	CITY CLERK		Full	McInturf	Marty	Incumbent	Yes	1	11,005	11,145	98.7%	Yes	
			CITY COUNCIL		Full	Mitchoff	Karen	Director, Pleasant Hill RPD	No	5	9,163	33,178	27.6%	Yes	
						Hanecak	John	Pleasant Hill Councilmember	Yes	5	8,093	33,178	24.4%	Yes	
						Durant	David E.	Incumbent	Yes	5	6,758	33,178	20.4%	Yes	
						Hunt	Keith	Retired Police Officer	No	5	4,712	33,178	14.2%	No	
					Weissenberger	Bruce	Director of Operations	No	5	4,345	33,178	13.1%	No		
				CITY TREASURER		Full	Celio	Mark W.	Local Business Owner	No	1	11,058	11,204	98.7%	Yes
		Richmond	CITY COUNCIL		Full	Ritterman	Jeff	Medical Doctor/Cardiologist	No	10	12,180	75,201	16.2%	Yes	
						Bates	Nathaniel "Nat"	Councilmember	No	10	11,555	75,201	15.4%	Yes	
						Butt	Tom	Architect/Urban Planner	Yes	10	11,548	75,201	15.4%	Yes	
						Beckles	Jovanka D.	Educator, Business Owner	No	10	11,090	75,201	14.7%	No	
						Marquez	John E.	Retired Peace Officer	Yes	10	9,627	75,201	12.8%	No	
						Booze	Courtland "Corky"	Teacher/Businessman	No	10	7,372	75,201	9.8%	No	
						Sandhu	Harpreet S.	Appointed Incumbent	Yes	10	5,735	75,201	7.6%	No	
						Brown	Rock	Wholesale Supervisor	No	10	2,661	75,201	3.5%	No	
						Tallerico	Chris	Marketing Manager	No	10	1,781	75,201	2.4%	No	
						Garcha	Navdeep K.	Residential Developer	No	10	1,495	75,201	2.0%	No	
		San Pablo	CITY COUNCIL		Full	Valdez	Cecilia	Retired Court Reporter	No	6	2,375	10,664	22.3%	Yes	
						Maldonado Cruz	Arturo	Administrative Assistant	No	6	2,301	10,664	21.6%	Yes	
						McNeil	Leonard	Incumbent	Yes	6	2,224	10,664	20.9%	Yes	
						Nicholas	Charles A. "Nick"	City Treasurer	No	6	1,647	10,664	15.4%	No	
						Sattler	Jerry L.	Retired Military	No	6	1,584	10,664	14.9%	No	
						Espo		Crime Scene Cleaner	No	6	492	10,664	4.6%	No	
Walnut Creek	CITY COUNCIL		Full	Skrel	Gary	Councilmember/Civil Engineer	Yes	4	19,904	69,103	28.8%	Yes			
				Simmons	Bob	Mediator/Retired Attorney	No	4	18,406	69,103	26.6%	Yes			
				Rajan	Kish	Mobile Technology Executive	No	4	17,514	69,103	25.3%	Yes			
				Henik	Sol	High School Teacher	No	4	13,067	69,103	18.9%	No			
DEL NORTE	11/4/2008	Crescent City	CITY CLERK	Full	Nickerson	L. Dianne	Incumbent	Yes	3	489	1,094	44.7%	Yes		
					Sanches	Joei	Accountant	No	3	459	1,094	42.0%	No		
					Vonheeder	Dianne	No Ballot Designation	No	3	146	1,094	13.3%	No		

TABLE 2.1 VOTE TOTALS FOR CITY OFFICE CANDIDATES BY COUNTY AND ELECTION DATE, 2008

COUNTY	DATE	CITY	OFFICE	DIS-TRICT/ SEAT	TERM OF OFFICE	CANDIDATE'S LAST NAME	CANDIDATE'S FIRST NAME	CANDIDATE'S BALLOT DESIGNATION	IN- CUM- BENT	NUMBER OF CAN- DIDATES	VOTES FOR CAN- DIDATE	TOTAL VOTES CAST ¹	PER- CENT OF VOTE	ELECTED		
DEL NORTE (continued)	11/4/2008	Crescent City	CITY COUNCIL		Full	Slerf	Charles	Architect	No	9	442	2,888	15.3%	Yes		
						Murray	Kathryn	Family Services Director	No	9	359	2,888	12.4%	Yes		
						Westfall	Donna	Medi-Cal Specialist	No	9	356	2,888	12.3%	Yes		
						Enea	Richard	Councilmember	Yes	9	341	2,888	11.8%	Yes		
						Hatfield	Randy	No Ballot Designation	No	9	341	2,888	11.8%	Yes		
						Mangum	Jody	Acupuncturist	No	9	300	2,888	10.4%	No		
						Hoone	Timothy	Workforce Center Director	No	9	290	2,888	10.0%	No		
						Scavuzzo	Michael	Incumbent	Yes	9	280	2,888	9.7%	No		
						Sutter	Linda	Retired	No	9	179	2,888	6.2%	No		
EL DORADO	11/4/2008	Placerville	CITY COUNCIL		Full	Acuna	Mark A.	Engineering Estimator	Yes	3	2,016	5,779	34.9%	Yes		
						Machado	David	Business Owner	No	3	1,983	5,779	34.3%	Yes		
						Nerwinski	Cathy	Businessperson	No	3	1,780	5,779	30.8%	No		
					CITY TREASURER		Full	Trumbley	Kathleen M.	Incumbent	Yes	1	3,013	3,013	100.0%	Yes
		South Lake Tahoe	CITY COUNCIL		Full	Cole	Hal	Business Owner	No	7	2,795	10,638	26.3%	Yes		
						Grego	Bruce	Attorney	No	7	2,048	10,638	19.3%	Yes		
						Sass	Austin C.	Ski Resort Director	No	7	1,921	10,638	18.1%	No		
						Crawford	Jonnie	Retired	No	7	1,411	10,638	13.3%	No		
						Long	Ted	Incumbent	Yes	7	1,222	10,638	11.5%	No		
						Spinola	John	Small Business Owner	No	7	797	10,638	7.5%	No		
Kessler	Warren					Wedding Minister	No	7	444	10,638	4.2%	No				
FRESNO	6/3/2008	Fresno	CITY COUNCIL	2	Full	Borgeas	Andreas	Attorney/Professor	No	2	8,589	12,512	68.6%	Yes		
						Karbassi	Michael	Small Business Owner	No	2	3,923	12,512	31.4%	No		
					4	Full	Westerlund	Larry	Councilmember/Naval Officer	Yes	2	4,652	7,709	60.3%	Yes	
							Good	Susan	Businesswoman/District Director	No	2	3,057	7,709	39.7%	No	
					6	Full	Brand	Lee	Businessman	Yes	3	8,601	12,107	71.0%	Yes	
							Jorgensen	Michelle	Attorney	No	3	3,128	12,107	25.8%	No	
							White	Matt	Realtor	No	3	378	12,107	3.1%	No	
					MAYOR	Full	Perea	Henry T.	City Council Member	No	11	15,626	56,776	27.5%	Runoff	
							Swearengin	Ashley	Regional Jobs Director	Yes	11	15,410	56,776	27.1%	Runoff	
							Duncan	Jerry	City Councilmember	No	11	6,495	56,776	11.4%	No	
							Eben	Jeff L.	Deputy Mayor	No	11	5,572	56,776	9.8%	No	
							Boyajian	Tom	Attorney	No	11	5,286	56,776	9.3%	No	
							Dages	Mike	Councilman/Businessman	No	11	4,601	56,776	8.1%	No	
Vagim	Doug	Businessman	No	11			1,226	56,776	2.2%	No						

TABLE 2.1 VOTE TOTALS FOR CITY OFFICE CANDIDATES BY COUNTY AND ELECTION DATE, 2008

COUNTY	DATE	CITY	OFFICE	DIS-TRICT/ SEAT	TERM OF OFFICE	CANDIDATE'S LAST NAME	CANDIDATE'S FIRST NAME	CANDIDATE'S BALLOT DESIGNATION	IN- CUM- BENT	NUMBER OF CAN- DIDATES	VOTES FOR CAN- DIDATE	TOTAL VOTES CAST ¹	PER- CENT OF VOTE	ELECTED		
FRESNO (continued)	6/3/2008	Fresno	MAYOR		Full	Hunt	Barbara Ann	Business Woman	No	11	1,089	56,776	1.9%	No		
						Monreal	Henry M.	Police Specialist/Detective	No	11	682	56,776	1.2%	No		
						Boswell	Jim	Business Owner	No	11	533	56,776	0.9%	No		
						Garibay	Ignacio C.	Realtor	No	11	256	56,776	0.5%	No		
	11/4/2008	Coalinga	CITY COUNCIL			Full	Bourdeau	Kelley W.	Certified Public Accountant	Yes	5	1,489	5,005	29.8%	Yes	
							Lander	Ron	Businessman	Yes	5	1,292	5,005	25.8%	Yes	
							Balling	Tito	Businessman	No	5	972	5,005	19.4%	No	
							Hill	Patricia M.	Office Manager	No	5	730	5,005	14.6%	No	
							Merithew	Kathy	Shift Supervisor	No	5	484	5,005	9.7%	No	
		Firebaugh	CITY COUNCIL				Full	Marquez	Javier S.	Incumbent	Yes	6	597	2,667	22.4%	Yes
								Lake	Rod	Retired Police Chief	Yes	6	580	2,667	21.7%	Yes
								Lowe	Jim	Bus Driver	Yes	6	478	2,667	17.9%	Yes
								Baltierra	John	Director/Computer Center	No	6	390	2,667	14.6%	No
								Conklin, Jr.	George I.	Physician Assistant	No	6	306	2,667	11.5%	No
								Garcia	Robert John	Procurement Specialist	No	6	299	2,667	11.2%	No
		Fowler	CITY COUNCIL				Full	Darling	Rick	Post Office Employee	Yes	6	801	3,716	21.6%	Yes
								Parra	Daniel T.	Supervisor/Aerospace Industry	Yes	6	670	3,716	18.0%	Yes
								Aguayo	Rico B.	Incumbent	Yes	6	669	3,716	18.0%	Yes
								Shaw	Mac	Incumbent	No	6	579	3,716	15.6%	No
								Mellon	Craig	Local Business Owner	No	6	551	3,716	14.8%	No
Zadourian	Astine							Appointed Incumbent	No	6	436	3,716	11.7%	No		
Fresno	MAYOR				Full	Swearengin	Ashley	Regional Jobs Director	Yes	2	72,734	133,851	54.3%	Yes		
						Perea	Henry T.	City Council Member	No	2	60,781	133,851	45.4%	No		
Kerman	CITY COUNCIL				Full	Stockwell	Richard	Incumbent	Yes	2	1,714	3,368	50.9%	Yes		
						Sidhu	Jack	Incumbent	Yes	2	1,601	3,368	47.5%	Yes		
	MAYOR				Full	Rodriguez	Trinidad	Incumbent	Yes	1	2,230	2,310	96.5%	Yes		
Kingsburg	CITY COUNCIL				Full	Reilly	Chet	Retired Businessman	Yes	4	2,117	7,081	29.9%	Yes		
						Bergstrom	Leland E.	Incumbent	Yes	4	1,839	7,081	26.0%	Yes		
						Taylor	Barbara	Planning Commissioner/Teacher	No	4	1,624	7,081	22.9%	No		
						Kruper	Paul	Incumbent	No	4	1,466	7,081	20.7%	No		

TABLE 2.1 VOTE TOTALS FOR CITY OFFICE CANDIDATES BY COUNTY AND ELECTION DATE, 2008

COUNTY	DATE	CITY	OFFICE	DIS- TRICT/ SEAT	TERM OF OFFICE	CANDIDATE'S LAST NAME	CANDIDATE'S FIRST NAME	CANDIDATE'S BALLOT DESIGNATION	IN- CUM BENT	NUMBER OF CAN- DIDATES	VOTES FOR CAN- DIDATE	TOTAL VOTES CAST ¹	PER- CENT OF VOTE	ELECTED		
FRESNO (continued)	11/4/2008	Mendota	CITY COUNCIL		Full	Riofrio	Joseph R.	Incumbent	Yes	6	602	1,932	31.2%	Yes		
						Flores	John C.	Pastor/Equipment Operator	Yes	6	349	1,932	18.1%	Yes		
						Castaneda	David	Retired	No	6	323	1,932	16.7%	No		
						Smith	William L.	Retired/Business Owner	No	6	282	1,932	14.6%	No		
						Martinez	Cora E.	Facility Manager	No	6	203	1,932	10.5%	No		
						Garcia	Danny Joe	Program Director	No	6	162	1,932	8.4%	No		
		Orange Cove	CITY COUNCIL		Full	Garcia	Gilbert	Teacher	Yes	4	769	2,404	32.0%	Yes		
						Gonzalez	Esther	Homemaker	Yes	4	701	2,404	29.2%	Yes		
						Silva Guerra	Diana	Teacher	No	4	507	2,404	21.1%	No		
						Lizaola	Joel	Businessman	No	4	420	2,404	17.5%	No		
		Parlier	CITY CLERK		Full	Garza	Dorothy	Incumbent	Yes	1	1,417	1,440	98.4%	Yes		
						CITY COUNCIL	1	Full	Montano	Juan M.	Welder/Fabricator/Mechanic	No	2	207	415	49.9%
				3	Full	Villanueva	Raul	Incumbent	Yes	2	192	291	66.0%	Yes		
						Velasco	Rosaline	Business Woman	No	2	98	291	33.7%	No		
		Reedley	CITY COUNCIL	1	Full	Chavez	Pete	Chief of Investigations	Yes	3	4,410	5,602	78.7%	Yes		
						Brockett	Matthew	Incumbent	No	3	993	5,602	17.7%	No		
						Heinrichs	Tim	No Ballot Designation	No	3	90	5,602	1.6%	No		
				3	Full	Rapada	Steven	Facilities Manager	Yes	1	4,245	4,434	95.7%	Yes		
						5	Full	Betancourt	Anita	Bilingual Community Aide	Yes	2	3,602	5,438	66.2%	Yes
								Hunter	Marsha L.	Office Manager/Accountant	No	2	1,816	5,438	33.4%	No
		San Joaquin	CITY COUNCIL		Full	Dhaliwal	Amarpreet	Incumbent	Yes	6	212	851	24.9%	Yes		
						Hernandez	Julia A.	Project Coordinator	Yes	6	191	851	22.4%	Yes		
						Lua	Abel G.	Delivery Driver	Yes	6	183	851	21.5%	Yes		
						Vallejo, Sr.	Tony	Route Salesman	No	6	107	851	12.6%	No		
						Estrada	Mike	Retired	No	6	80	851	9.4%	No		
						Apodaca	Jesus	Lead Supervisor	No	6	72	851	8.5%	No		
		Sanger	CITY COUNCIL	1	Full	Castellano	Martin F.	Incumbent	Yes	3	2,065	5,332	38.7%	Yes		
Navarro	John J.					Project Manager	No	3	1,792	5,332	33.6%	No				
Fleming	Cort					Business Owner	No	3	1,461	5,332	27.4%	No				
3	Full			Ruiz	Victor	Youth Ministry Coordinator	Yes	2	3,143	5,577	56.4%	Yes				
				Cantu	Raul	Realtor/Retired Policeman	No	2	2,421	5,577	43.4%	No				
5	Full			Villarreal	Jose R.	Attorney	Yes	1	4,662	4,759	98.0%	Yes				

TABLE 2.1 VOTE TOTALS FOR CITY OFFICE CANDIDATES BY COUNTY AND ELECTION DATE, 2008

COUNTY	DATE	CITY	OFFICE	DIS-TRICT/ SEAT	TERM OF OFFICE	CANDIDATE'S LAST NAME	CANDIDATE'S FIRST NAME	CANDIDATE'S BALLOT DESIGNATION	IN- CUM- BENT	NUMBER OF CAN- DIDATES	VOTES FOR CAN- DIDATE	TOTAL VOTES CAST ¹	PER- CENT OF VOTE	ELECTED	
FRESNO (continued)	11/4/2008	Selma	CITY COUNCIL		Full	Lujan	Dennis	Incumbent	Yes	11	2,189	13,243	16.5%	Yes	
						Rodriguez	George	School Administrator/Teacher	Yes	11	2,064	13,243	15.6%	Yes	
						Avalos	Jim	Incumbent	Yes	11	1,753	13,243	13.2%	Yes	
						Tiger	Joseph M.	Deputy Coroner	No	11	1,513	13,243	11.4%	No	
						Smith	Johnny	Retired Fire Captain	No	11	1,393	13,243	10.5%	No	
						Niswander	Sandi	Incumbent	Yes	11	1,296	13,243	9.8%	No	
						Serimian	Danny	Farmer	No	11	1,173	13,243	8.9%	No	
						Mendoza	John	Substitute Teacher	No	11	744	13,243	5.6%	No	
						Wingfield	Herbert L.	Supervisor/Homeland Security	No	11	416	13,243	3.1%	No	
						Melvin	Mike	Manufacturing Supervisor	No	11	382	13,243	2.9%	No	
Alexander	Gary	Business Owner	No	11	306	13,243	2.3%	No							
GLENN	11/4/2008	Orland	CITY CLERK		Full	Crook	Angela	Incumbent	Yes	1	1,767	1,792	98.6%	Yes	
			CITY COUNCIL		Full	Roundy	Bruce T.	Appointed Incumbent	Yes	6	1,098	5,135	21.4%	Yes	
					Full	Paschall, Sr.	James E.	Retired	No	6	974	5,135	19.0%	Yes	
					Full	Elliott	Wade S.	Businessperson	No	6	964	5,135	18.8%	Yes	
					Full	Nord	Sharon	Realtor/Broker	No	6	823	5,135	16.0%	No	
					Full	Montague	Vern	Incumbent	Yes	6	699	5,135	13.6%	No	
					Full	Yalow	Mike	Incumbent	Yes	6	555	5,135	10.8%	No	
			CITY TREASURER		Full	Otterson	Pamela R.	Incumbent	Yes	1	1,767	1,767	100.0%	Yes	
			Willows	CITY COUNCIL		Full	Hansen	Gary L.	State Fraud Investigator	No	4	1,329	4,302	30.9%	Yes
						Full	Holvik	Vince	Appointed Incumbent	Yes	4	1,127	4,302	26.2%	Yes
	Full	Yoder			Jim	Incumbent	Yes	4	960	4,302	22.3%	Yes			
	Full	Thraikill			Rose Marie	Incumbent	Yes	4	872	4,302	20.3%	No			
HUMBOLDT	11/4/2008	Arcata	CITY COUNCIL		Full	Winkler	Michael	Energy Research Engineer	No	6	5,607	19,620	28.6%	Yes	
						Brinton	Shane	School Board Member, NHUHSD	No	6	3,935	19,620	20.1%	Yes	
						Ornelas	Susan	Executive Director	No	6	3,871	19,620	19.7%	Yes	
						Machi	Michael J.	Incumbent	Yes	6	3,432	19,620	17.5%	No	
						Grow	Jason A.	Firefighter/Student	No	6	1,681	19,620	8.6%	No	
						Garcia	Geronimo	Bicycle Messenger	No	6	966	19,620	4.9%	No	
		Blue Lake	CITY COUNCIL		Full	Falor	Patricia	Community Coordinator	No	5	464	1,603	28.9%	Yes	
						McCall-Wallace	Michelle	College Instructor/Parent	No	5	416	1,603	26.0%	Yes	
						Barnes	Karen	Director Programming Development	Yes	5	379	1,603	23.6%	Yes	
						Ricca	Alexander	No Ballot Designation	No	5	183	1,603	11.4%	No	
Vogel	Meghan	Development Director	No	5	118	1,603	7.4%	No							

TABLE 2.1 VOTE TOTALS FOR CITY OFFICE CANDIDATES BY COUNTY AND ELECTION DATE, 2008

COUNTY	DATE	CITY	OFFICE	DIS-TRICT/ SEAT	TERM OF OFFICE	CANDIDATE'S LAST NAME	CANDIDATE'S FIRST NAME	CANDIDATE'S BALLOT DESIGNATION	IN- CUM- BENT	NUMBER OF CAN- DIDATES	VOTES FOR CAN- DIDATE	TOTAL VOTES CAST ¹	PER- CENT OF VOTE	ELECTED
HUMBOLDT (continued)	11/4/2008	Eureka	CITY COUNCIL	2	Full	Atkins	Linda	Retired Engineering Associate	No	2	5,597	10,506	53.3%	Yes
						Endert	Polly	Motel Manager	Yes	2	4,839	10,506	46.1%	No
				4	Full	Jager	Frank	Coroner/Public Administrator	No	2	6,679	10,664	62.6%	Yes
						Clark	George	Retired Business Owner	No	2	3,963	10,664	37.2%	No
		Ferdale	CITY COUNCIL	Full	Titus	Stuart	Incumbent	Yes	4	455	1,387	32.8%	Yes	
					Mierzwa	Kenneth S.	Incumbent	Yes	4	399	1,387	28.8%	Yes	
					Walters	David	Local Businessman	No	4	273	1,387	19.7%	No	
					Leonardo	Shannon	General Engineering Contractor	No	4	251	1,387	18.1%	No	
					MAYOR	Full	Farley	Jeffrey	No Ballot Designation	Yes	1	586	635	92.3%
		Fortuna	CITY COUNCIL	Full	Strehl	Douglas	Appointed Incumbent	Yes	5	2,876	8,078	35.6%	Yes	
					Zanzi	Kenneth E.	Retired Wildlife Manager	No	5	2,051	8,078	25.4%	Yes	
					Shelton, Jr.	Odell	Business Owner	No	5	1,838	8,078	22.8%	No	
					Mulholland	Thomas	Retired Engineer	No	5	928	8,078	11.5%	No	
					Mayden	Don	Contractor	No	5	343	8,078	4.2%	No	
		Rio Dell	CITY COUNCIL	Full	Barsanti	Marc	Incumbent/Contractor	Yes	3	642	1,722	37.3%	Yes	
					Thompson	Jack R.	Retired	No	3	641	1,722	37.2%	Yes	
					Leonard	Richard "Leo"	Incumbent	Yes	3	415	1,722	24.1%	No	
		Trinidad	CITY COUNCIL	Full	Fulkerson	Julie	No Ballot Designation	No	2	151	295	51.2%	Yes	
					Morgan	Michael	No Ballot Designation	No	2	127	295	43.1%	Yes	
		IMPERIAL	6/3/2008	Calexico	CITY CLERK	Full	Cordova	Lourdes	Incumbent	Yes	1	2,952	2,952	100.0%
CITY COUNCIL	Full				Moreno	John	Educator	No	9	1,679	8,272	20.3%	Yes	
					Castro	Luis J.	Businessman	No	9	1,271	8,272	15.4%	Yes	
					Romero	Daniel F.	Businessman	No	9	1,075	8,272	13.0%	Yes	
					Pacheco	Lewis	Incumbent	Yes	9	1,064	8,272	12.9%	No	
					Durazo	Carmen	Incumbent	Yes	9	993	8,272	12.0%	No	
					Grijalva	Gilbert	Economic Developer	No	9	835	8,272	10.1%	No	
					Maeda-Valladolid	Yasue	Business Owner	No	9	726	8,272	8.8%	No	
					Asiad	Mohamed M.	Doctor	No	9	323	8,272	3.9%	No	
					Mayne	Michael C.	Real Estate Agent	No	9	306	8,272	3.7%	No	
CITY TREASURER	Full				Moreno	Rodolfo L.	Incumbent	Yes	3	1,375	3,420	40.2%	Yes	
Perrone	Alex	Consultant/Real Estate Agent	No	3	1,142	3,420	33.4%	No						
Selwick	Jordana M.	Business Owner/Banking	No	3	903	3,420	26.4%	No						

TABLE 2.1 VOTE TOTALS FOR CITY OFFICE CANDIDATES BY COUNTY AND ELECTION DATE, 2008

COUNTY	DATE	CITY	OFFICE	DIS-TRICT/ SEAT	TERM OF OFFICE	CANDIDATE'S LAST NAME	CANDIDATE'S FIRST NAME	CANDIDATE'S BALLOT DESIGNATION	IN- CUM- BENT	NUMBER OF CAN- DIDATES	VOTES FOR CAN- DIDATE	TOTAL VOTES CAST ¹	PER- CENT OF VOTE	ELECTED	
IMPERIAL (continued)	6/3/2008	Westmorland	CITY CLERK		Full	Traylor	Sally	Incumbent	Yes	1	200	200	100.0%	Yes	
			CITY COUNCIL		Full	Beltran, Jr.	Freddie	Police Officer	No	3	140	360	38.9%	Yes	
						Brummett	Stanley	Incumbent	Yes	3	117	360	32.5%	Yes	
						Ritchie	Lawrence "Larry"	Incumbent	Yes	3	103	360	28.6%	No	
		CITY TREASURER		Full	Graham	Muriel Ann	Incumbent	Yes	1	209	209	100.0%	Yes		
INYO	No City Contests														
KERN	6/3/2008	Bakersfield	MAYOR		Full	Hall	Harvey L.	Incumbent	Yes	4	26,033	34,929	74.5%	Yes	
						Deleon	Marc	Downtown Business Owner	No	4	3,953	34,929	11.3%	No	
						Martinez	Dennis	Contractor	No	4	3,544	34,929	10.1%	No	
						Caporali	Joseph	Actor/Producer	No	4	1,399	34,929	4.0%	No	
	11/4/2008	Arvin	CITY COUNCIL		Full	Guzman	Fernando	School Counselor	No	3	1,123	2,068	54.3%	Yes	
						McNeill	Ange	Business Owner	No	3	581	2,068	28.1%	No	
						Moreno	Alfredo	Truck Driver	No	3	364	2,068	17.6%	No	
					Short	Pichardo	Toni	School Secretary	No	1	1,839	1,839	100.0%	Yes	
		MAYOR		Full	Tarver	Tim	Incumbent	Yes	5	644	2,177	29.6%	Yes		
					Flores	Jose C.	Councilmember	No	5	554	2,177	25.4%	No		
					Olivares	Juan Manuel	Businessman	No	5	533	2,177	24.5%	No		
					Stoner	Joet	Councilmember	No	5	341	2,177	15.7%	No		
					Ortiz	Jess	Retired Fire Fighter	No	5	105	2,177	4.8%	No		
		Bakersfield	CITY COUNCIL		2	Full	Benham	Susan	Councilwoman/Hospital Administrator	Yes	1	8,646	8,646	100.0%	Yes
					5	Full	Hanson	Harold	Councilmember/Businessman	Yes	1	13,292	13,292	100.0%	Yes
					6	Full	Sullivan	Jacquie	Businesswoman/Councilmember	Yes	1	11,391	11,391	100.0%	Yes
		California City	CITY COUNCIL		Full	Smith	William R.	Business Owner	No	4	2,448	5,817	42.1%	Yes	
						Lessenevitch	N.	Incumbent	Yes	4	1,319	5,817	22.7%	Yes	
						McGuire	Charles P.	Retired	No	4	1,287	5,817	22.1%	No	
						Schafer	Kevin M.	Incumbent	Yes	4	763	5,817	13.1%	No	
MAYOR			Short	Adams	Larry Michael	Retired Administrator	No	7	1,717	3,648	47.1%	Yes			
				Evans	David W.	Incumbent	Yes	7	708	3,648	19.4%	No			
				Sellard	Michael	Business Owner	No	7	404	3,648	11.1%	No			
				Peralta	Luis Elias	Sporting Events Promoter	No	7	374	3,648	10.3%	No			
		Fischer	John J.	Police Officer	No	7	220	3,648	6.0%	No					
		Melendez	Gualberto	Retired Master Electrician	No	7	166	3,648	4.6%	No					
		Nichols	Nellie V.	No Ballot Designation	No	7	59	3,648	1.6%	No					

TABLE 2.1 VOTE TOTALS FOR CITY OFFICE CANDIDATES BY COUNTY AND ELECTION DATE, 2008

COUNTY	DATE	CITY	OFFICE	DIS-TRICT/ SEAT	TERM OF OFFICE	CANDIDATE'S LAST NAME	CANDIDATE'S FIRST NAME	CANDIDATE'S BALLOT DESIGNATION	IN- CUM- BENT	NUMBER OF CAN- DIDATES	VOTES FOR CAN- DIDATE	TOTAL VOTES CAST ¹	PER- CENT OF VOTE	ELECTED		
KERN (continued)	11/4/2008	Delano	CITY COUNCIL		Full	Ramirez	Sam	Council Member	Yes	7	2,428	13,827	17.6%	Yes		
						Vallejo	Grace	Incumbent	Yes	7	2,396	13,827	17.3%	Yes		
						Chavez	Ricardo G.	Legal Assistant	No	7	2,122	13,827	15.3%	Yes		
						Aguirre	Joe	Healthcare Professional	No	7	2,102	13,827	15.2%	No		
						Alindajao	Joey L.	Business Owner	No	7	1,828	13,827	13.2%	No		
						Gadiano	Roger	Substitute Teacher	No	7	1,744	13,827	12.6%	No		
						Villalobos	Claudia	Administrative Clerk	No	7	1,207	13,827	8.7%	No		
	Maricopa	CITY COUNCIL		Full	Mock	Gary L.	Appointed Incumbent	Yes	5	172	709	24.3%	Yes			
					Blakely	Andy	Business Owner	No	5	157	709	22.1%	Yes			
					Crump, Jr.	John N.	Construction Worker	No	5	147	709	20.7%	Yes			
					Westenber	Jeffrey F.	Retired	No	5	124	709	17.5%	No			
					Bell	Virgil L.	Incumbent	Yes	5	109	709	15.4%	No			
	McFarland	CITY COUNCIL		Full	McFarland	Steve	Fire-Safety Officer	No	4	1,089	2,671	40.8%	Yes			
					Martin	Dennis	City of McFarland, Councilmember	Yes	4	589	2,671	22.1%	Yes			
					Navarrette	Yvonne C.	Homemaker	No	4	535	2,671	20.0%	No			
					Munoz	Socorro G.	Appointed Incumbent	Yes	4	458	2,671	17.1%	No			
				Short				Garza	Steve	Campus Supervisor	No	2	939	1,585	59.2%	Yes
								Coker	Russell	Appointed Incumbent	Yes	2	646	1,585	40.8%	No
	Ridgecrest	CITY COUNCIL		Full	Carter	Ron	Incumbent	Yes	9	4,019	25,485	15.8%	Yes			
					Taylor	Jerry "Doug"	Planning Commissioner	No	9	3,833	25,485	15.0%	Yes			
					Morgan	Steven P.	Incumbent	Yes	9	3,233	25,485	12.7%	Yes			
Patin					Jason	Business Person	No	9	3,009	25,485	11.8%	No				
Maurer					Walter	Engineer	No	9	2,934	25,485	11.5%	No				
Jeglum					Nellavan	Planning Commissioner	No	9	2,472	25,485	9.7%	No				
Millis					Mark	Logistic Management Specialist	No	9	2,384	25,485	9.4%	No				
Jenkins					Randy	Businessman	No	9	1,917	25,485	7.5%	No				
Neel					Michael	Antenna Design Engineer	No	9	1,684	25,485	6.6%	No				
Shafter	CITY COUNCIL		Full	Alvarado	Gilbert T.	District System Operator	No	6	1,749	6,549	26.7%	Yes				
				Colvard	Jack "Woody"	Incumbent	Yes	6	1,229	6,549	18.8%	Yes				
				Nelson	Gary Lee	Incumbent	Yes	6	1,152	6,549	17.6%	Yes				
				Craig	Barbara P.	Retired/Community Volunteer	No	6	885	6,549	13.5%	No				
				Gomez	Lou	Businessman	No	6	825	6,549	12.6%	No				
				Thomas	David	Business Person	No	6	709	6,549	10.8%	No				

TABLE 2.1 VOTE TOTALS FOR CITY OFFICE CANDIDATES BY COUNTY AND ELECTION DATE, 2008

COUNTY	DATE	CITY	OFFICE	DIS-TRICT/ SEAT	TERM OF OFFICE	CANDIDATE'S LAST NAME	CANDIDATE'S FIRST NAME	CANDIDATE'S BALLOT DESIGNATION	IN- CUM BENT	NUMBER OF CAN- DIDATES	VOTES FOR CAN- DIDATE	TOTAL VOTES CAST ¹	PER- CENT OF VOTE	ELECTED			
KERN (continued)	11/4/2008	Taft	CITY CLERK		Full	Hudgens	Louise	Incumbent	Yes	1	1,876	1,876	100.0%	Yes			
			CITY COUNCIL		Full	Noerr	Dave	Incumbent	Yes	4	1,227	3,791	32.4%	Yes			
						Noble	Craig	Incumbent	Yes	4	1,162	3,791	30.7%	Yes			
						Waldrop	Ron	Businessman	No	4	959	3,791	25.3%	No			
						Blanco	Paul Ray	Business Owner	No	4	443	3,791	11.7%	No			
					CITY TREASURER		Full	Lebarron	Bill	Incumbent	Yes	1	1,925	1,925	100.0%	Yes	
			Techachapi	CITY COUNCIL		Full	Grimes	Ed	Incumbent	Yes	4	1,361	4,531	30.0%	Yes		
							Reed	D. Shane	Fire Fighter	No	4	1,349	4,531	29.8%	Yes		
							Schaeffer	Henry L.	Businessman	No	4	1,092	4,531	24.1%	No		
							Tripp	Richard	Businessman	No	4	729	4,531	16.1%	No		
					CITY TREASURER		Full	Gassaway	Patricia	Incumbent	Yes	1	2,319	2,319	100.0%	Yes	
			Wasco	CITY COUNCIL		Full	Espitia	Danny	Incumbent	Yes	6	1,649	7,377	22.4%	Yes		
							Cortez	Teofilo	Incumbent	Yes	6	1,486	7,377	20.1%	Yes		
							Hively	Carl Joe	Appointed Incumbent	Yes	6	1,246	7,377	16.9%	Yes		
							Miller	Robert	Business Owner	No	6	1,242	7,377	16.8%	No		
							Gaston	Anita L.	Financial Counselor	No	6	1,012	7,377	13.7%	No		
							Skaggs	Richard	Business Owner	No	6	742	7,377	10.1%	No		
			KINGS	11/4/2008	Avenal	CITY COUNCIL		Full	Ovalle	Dagoberto	Vocational Instructor	No	4	535	1,758	30.4%	Yes
									Hedgecock	David	Retired Geographer	No	4	488	1,758	27.8%	Yes
									Casida	Harlin G.	No Ballot Designation	Yes	4	374	1,758	21.3%	Yes
		Curty					Donna M.	Teacher-Avenal State Prison	No	4	347	1,758	19.7%	No			
Corcoran	CITY COUNCIL				Full	Baltierra	Antonia "Toni"	Incumbent	Yes	3	1,434	3,502	40.9%	Yes			
						Wadsworth	James G.	Incumbent	Yes	3	1,158	3,502	33.1%	Yes			
						Cruz	Ralph	Pastor	No	3	895	3,502	25.6%	No			
Hanford	CITY COUNCIL	B			Full	Sorensen	Sue	Business Owner/Hygienist	No	4	1,363	3,222	42.3%	Yes			
						Mattos	Robin	Consultant	No	4	730	3,222	22.7%	No			
						Murrisky	John	Registered Nurse	No	4	640	3,222	19.9%	No			
						Hice	Jon-Michael	Community Specialist	No	4	464	3,222	14.4%	No			
		C			Full	Chin	Dan	Incumbent	Yes	3	1,684	3,308	50.9%	Yes			
						Spicer	Mike	Security Director	No	3	1,262	3,308	38.1%	No			
			Douglas	Richard		Medical Driver	No	3	333	3,308	10.1%	No					

TABLE 2.1 VOTE TOTALS FOR CITY OFFICE CANDIDATES BY COUNTY AND ELECTION DATE, 2008

COUNTY	DATE	CITY	OFFICE	DIS-TRICT/ SEAT	TERM OF OFFICE	CANDIDATE'S LAST NAME	CANDIDATE'S FIRST NAME	CANDIDATE'S BALLOT DESIGNATION	IN- CUM- BENT	NUMBER OF CAN- DIDATES	VOTES FOR CAN- DIDATE	TOTAL VOTES CAST ¹	PER- CENT OF VOTE	ELECTED						
KINGS (continued)	11/4/2008	Lemoore	CITY COUNCIL		Full	Siegel	Billy	Local Business Owner	No	6	2,684	13,523	19.8%	Yes						
						Murray	John	Incumbent	Yes	6	2,513	13,523	18.6%	Yes						
						Plourde	John	Police Volunteer	No	6	2,483	13,523	18.4%	Yes						
						Gordon	John	Attorney/Business Consultant	No	6	2,343	13,523	17.3%	No						
						Tyler	John W.	Business Owner/Educator	No	6	2,036	13,523	15.1%	No						
						Grego	John G.	Incumbent	Yes	6	1,418	13,523	10.5%	No						
LAKE	11/4/2008	Clearlake	CITY COUNCIL		Full	Thein	Judy	Incumbent	Yes	6	2,157	8,906	24.2%	Yes						
						Overton	Joyce	Incumbent	Yes	6	1,810	8,906	20.3%	Yes						
						Giambruno	Curt	Appointed Incumbent	Yes	6	1,586	8,906	17.8%	Yes						
						Reed	James M.	Retired Retail Salesperson	No	6	1,421	8,906	16.0%	No						
						Shields	Bill	No Ballot Designation	No	6	1,125	8,906	12.6%	No						
						Creel	Estella	No Ballot Designation	No	6	807	8,906	9.1%	No						
		Lakeport	CITY COUNCIL		Full	Lyons	Suzanne	Retired Teacher/Businesswoman	No	6	997	4,903	20.3%	Yes						
						Rumfelt	Robert L.	Incumbent	Yes	6	959	4,903	19.6%	Yes						
						Parmentier	Roy	Incumbent	Yes	6	887	4,903	18.1%	Yes						
						Spillman	Marc Chalon	Roof Truss Designer	No	6	767	4,903	15.6%	No						
						Ingersoll	Virginia "Ginger"	Retired Businesswoman/Educator	No	6	747	4,903	15.2%	No						
						Spurr	George	Computer Programmer	No	6	546	4,903	11.1%	No						
						LASSEN	6/3/2008	Susanville	CITY COUNCIL		Full	Callegari	Lino P.	Retired Law Enforcement/Incumbent	Yes	4	1,075	3,819	28.1%	Yes
												Sayers	Douglas	Incumbent	Yes	4	947	3,819	24.8%	Yes
Franco	Joseph	Contracting Officer	No	4	911							3,819	23.9%	Yes						
De Boer	Rod	Incumbent	Yes	4	858							3,819	22.5%	No						
LOS ANGELES	4/8/2008	Arcadia	CITY CLERK		Full	Barrows	James H.	Incumbent, City Clerk	Yes	1	2,646	2,646	100.0%	Yes						
						CITY COUNCIL	Full	Kovacic	Gary A.	Land Use Attorney	No	3	2,927	6,414	45.6%	Yes				
								Chandler	Roger	Police Chief, Retired	Yes	3	2,737	6,414	42.7%	Yes				
								Young	George Leng-Chu	Attorney at Law	No	3	750	6,414	11.7%	No				
		Avalon	CITY COUNCIL		Full	Rikalo	Susan M.	Business Owner/Planning Commissioner	No	5	458	1,471	31.1%	Yes						
						Winslow	Timothy D.	Councilman/Salesman	Yes	5	301	1,471	20.5%	Yes						
						Martin	Charles	Insurance Broker	No	5	285	1,471	19.4%	No						
						Sampson	Joseph A.	Hotel Maintenance Supervisor	No	5	232	1,471	15.8%	No						
						Tasca	Mark N.	Small Business Owner	No	5	195	1,471	13.3%	No						
		CITY TREASURER	Full	Lins	Christy L.	CPA	No	2	491	776	63.3%	Yes								
				Stirtz, Jr.	Harry	City Treasurer/CPA	Yes	2	285	776	36.7%	No								
MAYOR	Full	Kennedy	Robert	Incumbent	Yes	1	601	601	100.0%	Yes										

TABLE 2.1 VOTE TOTALS FOR CITY OFFICE CANDIDATES BY COUNTY AND ELECTION DATE, 2008

COUNTY	DATE	CITY	OFFICE	DIS-TRICT/ SEAT	TERM OF OFFICE	CANDIDATE'S LAST NAME	CANDIDATE'S FIRST NAME	CANDIDATE'S BALLOT DESIGNATION	IN- CUM- BENT	NUMBER OF CAN- DIDATES	VOTES FOR CAN- DIDATE	TOTAL VOTES CAST ¹	PER- CENT OF VOTE	ELECTED		
LOS ANGELES (continued)	4/8/2008	Bradbury	CITY COUNCIL		Full	Lewis	D. Montgomery	Businessman	No	3	40	71	56.3%	Yes		
						Adams	Marisela C.	Retired Administrator	No	3	18	71	25.4%	No		
						Black	Edward C.	Businessman	No	3	13	71	18.3%	No		
	4/8/2008	Culver City	CITY COUNCIL		Full	Weissman	Andrew	Attorney	No	9	2,768	12,193	22.7%	Yes		
						Armenta	Christopher	Elected Clerk/Accountant	No	9	2,381	12,193	19.5%	Yes		
						O'Leary	Micheál "Mehaul"	Small Business Owner	No	9	1,974	12,193	16.2%	Yes		
						Cooper	Jeff	Businessman	No	9	1,603	12,193	13.1%	No		
						Anderson	Loni	Small Business Owner	No	9	1,539	12,193	12.6%	No		
						Henderson, III	Luther L.	Educator/Realtor/Musician	No	9	949	12,193	7.8%	No		
						Anderson	Cary	Television News Cameraperson	No	9	394	12,193	3.2%	No		
						Leslie	Randy Scott	Retired USCG Chief	No	9	316	12,193	2.6%	No		
						Russell	Gary	Architect	No	9	269	12,193	2.2%	No		
		El Segundo	CITY CLERK		Full	Mortensen	Cindy	Incumbent City Clerk	Yes	2	1,434	2,177	65.9%	Yes		
						Hart	Ronald L.	Certified Municipal Clerk	No	2	743	2,177	34.1%	No		
					CITY COUNCIL		Full	Busch	Eric K.	Environmental Engineer/Councilmember	Yes	7	1,467	6,446	22.8%	Yes
								Jacobson	Carl	Director Information Technology	Yes	7	1,456	6,446	22.6%	Yes
								Brann	Don	School District Superintendent	No	7	974	6,446	15.1%	Yes
								Burns	David S.	Emergency Manager	No	7	951	6,446	14.8%	No
								Topar	Cindee	Flight Attendant	No	7	887	6,446	13.8%	No
								Dragone	John	Businessman	No	7	608	6,446	9.4%	No
								Georgious	Philip	Court Videographer	No	7	103	6,446	1.6%	No
			CITY TREASURER		Full	Lanphere	Ralph E.	City Treasurer	Yes	1	1,869	1,869	100.0%	Yes		
Lancaster			CITY COUNCIL		Full	Mann	Ken	Business Owner	No	12	4,421	19,707	22.4%	Yes		
						Marquez	Sherry	Public Safety Advocate	No	12	4,070	19,707	20.7%	Yes		
						Latanzi	Denise	Non-profit Consultant	No	12	3,181	19,707	16.1%	No		
						Grooms	Larry	Legislative Field Deputy	No	12	3,094	19,707	15.7%	No		
						Visokey	Andy	Aerospace Contract Administrator	Yes	12	2,174	19,707	11.0%	No		
						Kalnas	Ted	Fire Captain	No	12	854	19,707	4.3%	No		
						Fischer	Philip W.	Railroader/ Gulf Veteran	No	12	435	19,707	2.2%	No		
						Watson	Anthony "Tony" F.M.	Retired Vocational Instructor	No	12	375	19,707	1.9%	No		
						Fletcher	John	Businessman	No	12	318	19,707	1.6%	No		
						Tillman	Nellie Francine	Notary Public	No	12	310	19,707	1.6%	No		
						Ervin	Johnathon L.	Field Engineer	No	12	226	19,707	1.1%	No		
						Tuminaro	Patrick C.	Computer Systems Engineer	No	12	226	19,707	1.1%	No		

TABLE 2.1 VOTE TOTALS FOR CITY OFFICE CANDIDATES BY COUNTY AND ELECTION DATE, 2008

COUNTY	DATE	CITY	OFFICE	DIS- TRICT/ SEAT	TERM OF OFFICE	CANDIDATE'S LAST NAME	CANDIDATE'S FIRST NAME	CANDIDATE'S BALLOT DESIGNATION	IN- CUM BENT	NUMBER OF CAN- DIDATES	VOTES FOR CAN- DIDATE	TOTAL VOTES CAST ¹	PER- CENT OF VOTE	ELECTED	
LOS ANGELES (continued)	4/8/2008	Lancaster	MAYOR		Full	Parris	R. Rex	Civil Justice Attorney	No	8	4,467	10,492	42.6%	Yes	
						Rodio	Arnold	Business Owner	No	8	4,116	10,492	39.2%	No	
						Gaynor	Gene	Tax Professional	No	8	551	10,492	5.3%	No	
						Banks	Andrew	Correctional Officer/Pastor	No	8	391	10,492	3.7%	No	
						Gomez	Carlos Alberto	Construction Supervisor	No	8	325	10,492	3.1%	No	
						Paul	David	Manager/Facilitator/Consultant	No	8	281	10,492	2.7%	No	
						Flaming	Jake	Civil Servant	No	8	234	10,492	2.2%	No	
						Pariona	George A.	Retired	No	8	102	10,492	1.0%	No	
		Lawndale	CITY COUNCIL		Full	Pullen-Miles	Robert	Councilmember	Yes	4	686	1,928	35.6%	Yes	
						Osborne	James	Park Superintendent	No	4	583	1,928	30.2%	Yes	
						Moller	Angie	Math Consultant, LAUSD	No	4	476	1,928	24.7%	No	
						Sims	Jack	Director, Specialized Enforcement	No	4	183	1,928	9.5%	No	
						MAYOR	Hofmann	Harold E.	Incumbent	Yes	3	768	1,156	66.4%	Yes
							Ramsey	James	Councilman	No	3	274	1,156	23.7%	No
							Siegel	Fred	Tax Accountant	No	3	114	1,156	9.9%	No
		Long Beach	CITY COUNCIL		6	Full	Andrews	Dee	Long Beach Councilmember	Yes	2	1,473	1,903	77.4%	Yes
							Ahmed	Carl Saafir	Commissioner/Business Owner	No	2	430	1,903	22.6%	No
		Malibu	CITY COUNCIL		Full	Conley Ulich	Pamela	Attorney / Adjunct Professor	Yes	5	2,115	7,775	27.2%	Yes	
						Wagner	Jefferson	Business Owner	No	5	1,686	7,775	21.7%	Yes	
						Sibert	John	Technology Business Consultant	No	5	1,419	7,775	18.3%	Yes	
						Wisnicki	Kathy	School Board Member	No	5	1,392	7,775	17.9%	No	
						Tellem	Susan M.	Public Relations Executive	No	5	1,163	7,775	15.0%	No	
		Santa Clarita	CITY COUNCIL		Full	Ender	Laurie	Santa Clarita Parks Commissioner	No	5	6,180	25,163	24.6%	Yes	
Kellar	Bob					Incumbent	Yes	5	6,135	25,163	24.4%	Yes			
Spierer	Bob					Retired Sheriff's Chief	No	5	5,089	25,163	20.2%	No			
Trautman	Diane					Educator/Planning Commissioner	No	5	4,959	25,163	19.7%	No			
Gutzeit	Maria					Business Owner/Elected Official	No	5	2,800	25,163	11.1%	No			
Sierra Madre	CITY CLERK		Full	Shollenberger	Nancy Sue	Incumbent	Yes	2	1,315	2,611	50.4%	Yes			
				Bell	Karma L.	Community Volunteer	No	2	1,296	2,611	49.6%	No			
	CITY COUNCIL		Full	Buchanan	John	Member of the City Council	Yes	5	1,414	5,055	28.0%	Yes			
				MacGillivray	Maryann	Clinical Scientist	No	5	1,236	5,055	24.5%	Yes			
				Joffe	Enid	City Council Member	Yes	5	1,139	5,055	22.5%	No			
				Paschall	Kevin	Auto Sales	No	5	1,134	5,055	22.4%	No			
				Tice	Bill "Eagle"	Retired	No	5	132	5,055	2.6%	No			

TABLE 2.1 VOTE TOTALS FOR CITY OFFICE CANDIDATES BY COUNTY AND ELECTION DATE, 2008

COUNTY	DATE	CITY	OFFICE	DIS-TRICT/ SEAT	TERM OF OFFICE	CANDIDATE'S LAST NAME	CANDIDATE'S FIRST NAME	CANDIDATE'S BALLOT DESIGNATION	IN- CUM- BENT	NUMBER OF CAN- DIDATES	VOTES FOR CAN- DIDATE	TOTAL VOTES CAST ¹	PER- CENT OF VOTE	ELECTED				
LOS ANGELES (continued)	4/8/2008	Sierra Madre	CITY TREASURER		Full	Enyedi	George	Certified Public Accountant	No	2	2,236	2,511	89.0%	Yes				
						Tesoro, III	Salvatore	Property Manager/Publisher	No	2	275	2,511	11.0%	No				
		Walnut	CITY COUNCIL		Full	Lim	Joaquin	Mayor pro tem	Yes	6	1,383	6,442	21.5%	Yes				
						Cartagena	Antonio "Tony"	City Councilmember	Yes	6	1,333	6,442	20.7%	Yes				
						Tragarz	Nancy Renne	Attorney	No	6	1,065	6,442	16.5%	Yes				
						Sykes	Tom	Incumbent	Yes	6	1,026	6,442	15.9%	No				
						Reinhold	Lawrence	Attorney/Businessman	No	6	909	6,442	14.1%	No				
						West	Michael	Corporate Marketing Manager	No	6	726	6,442	11.3%	No				
						Whittier	CITY COUNCIL		Full	Warner	Cathy	Council Member, City of Whittier	Yes	5	4,619	16,672	27.7%	Yes
		Vinatieri	Joe	Incumbent	Yes					5	4,534	16,672	27.2%	Yes				
		Newcomer	Owen	Whittier City Council Member	Yes					5	4,405	16,672	26.4%	Yes				
		Fasone	Jeanette	Business Owner/Realtor	No					5	2,216	16,672	13.3%	No				
		Marsico	Joe E.	No Ballot Designation	No					5	898	16,672	5.4%	No				
	6/3/2008	Cerritos	CITY COUNCIL		Short	Chen	Carol	Business Owner	No	4	3,342	7,743	43.2%	Yes				
							Pulido	Mark E.	Governing Board of Education Member	No	4	2,376	7,743	30.7%	Yes			
							Barlevy	Alon S.	Aerospace Engineer	No	4	1,027	7,743	13.3%	Yes			
							Fuentes	Chris	Film Location Manager	No	4	998	7,743	12.9%	Yes			
		Torrance	CITY COUNCIL		Full	Rhilinger	Susan M.	Retired Police Captain	No	14	9,413	66,858	14.1%	Yes				
						Barnett	Gene	Appointed Councilmember	Yes	14	8,234	66,858	12.3%	Yes				
						Furey	Patrick C.	Deputy County Counsel	No	14	7,300	66,858	10.9%	Yes				
						Numark	Cliff	Businessman/Nonprofit Director	No	14	7,218	66,858	10.8%	Yes				
						Wasserman	Gavin Hachiya	Local Independent Businessman	No	14	6,469	66,858	9.7%	No				
						Goodrich	Timothy D.	Military Veteran/Businessman	No	14	6,091	66,858	9.1%	No				
						Weideman	Kurt	Retired Aerospace Executive	No	14	5,863	66,858	8.8%	No				
						Guyton	Rod	Business Owner	No	14	5,554	66,858	8.3%	No				
						Mauno	Mike	Project Manager	No	14	3,686	66,858	5.5%	No				
						Ouwerkerk	Dave	Engineering Program Manager	No	14	2,313	66,858	3.5%	No				
						Pyles	Donald "Don"	Special Education Teacher	No	14	1,845	66,858	2.8%	No				
						Deemer	Charles Michel	Bookkeeper/Tax Preparer	No	14	1,504	66,858	2.2%	No				
						Bhavnani	Ricky	Elementary Substitute Teacher	No	14	798	66,858	1.2%	No				
						Bhavnani	Sameer	Business Owner	No	14	570	66,858	0.9%	No				
	11/4/2008	Alhambra	CITY COUNCIL		3	Yamauchi	Gary	Incumbent	Yes	1	15,303	15,303	100.0%	Yes				
								4	Full	Placido	Steven A.	Incumbent	Yes	2	11,047	19,088	57.9%	Yes
							Moreno Jr.			Efren	Project Manager	No	2	8,041	19,088	42.1%	No	

TABLE 2.1 VOTE TOTALS FOR CITY OFFICE CANDIDATES BY COUNTY AND ELECTION DATE, 2008

COUNTY	DATE	CITY	OFFICE	DIS-TRICT/ SEAT	TERM OF OFFICE	CANDIDATE'S LAST NAME	CANDIDATE'S FIRST NAME	CANDIDATE'S BALLOT DESIGNATION	IN- CUM- BENT	NUMBER OF CAN- DIDATES	VOTES FOR CAN- DIDATE	TOTAL VOTES CAST ¹	PER- CENT OF VOTE	ELECTED						
LOS ANGELES (continued)	11/4/2008	City of Commerce	CITY COUNCIL ^R	1	Short	Leon	Lilia	Marketing Associate/Commissioner	No	2	1,517	2,728	55.6%	Yes						
						Bagne	Diana	Teacher	No	2	1,211	2,728	44.4%	No						
LOS ANGELES (continued)	11/4/2008	City of Commerce	CITY COUNCIL ^R	2	Short	Valencia	Jaime	Senior Accounting Associate	No	3	1,349	2,776	48.6%	Yes						
						Gonzalez	Art	Businessman	No	3	752	2,776	27.1%	No						
						Cervantes	Jesus	Food Track Clerk	No	3	675	2,776	24.3%	No						
						Downey	CITY COUNCIL	1	Full	Gafin	David	Councilmember/CPA	Yes	1	4,379	4,379	100.0%	Yes		
										3	Full	Brossmer	Roger	Principal/Planning Commissioner	No	2	5,020	6,733	74.6%	Yes
												Rankin	Russell	No Ballot Designation	No	2	1,713	6,733	25.4%	No
										5	Full	Marquez	Luis	Downey City Commissioner	No	4	16,431	30,731	53.5%	Yes
												De Remer	Gary	Self Employed	No	4	6,346	30,731	20.7%	No
												A-Malek	Shahira	Physician/Pharmacist/Educator	No	4	4,518	30,731	14.7%	No
												Larkin	Maria	Real Estate Broker	No	4	3,436	30,731	11.2%	No
										5	Short	Medina	Dan	Businessman	No	4	5,862	17,003	34.5%	Yes
												Lawrence	Shannon	Policy Analyst/Commissioner	No	4	5,313	17,003	31.2%	No
												Cerda	Tasha	Insurance Agent	No	4	3,229	17,003	19.0%	No
						Semenza	Mina	Realtor/Non-profit Executive	No			4	2,599	17,003	15.3%	No				
						1	Full	Soto	Danielle			Research Assistant	No	4	1,749	3,483	50.2%	Yes		
								Van Allen	Fred			Pomona Business Owner	No	4	891	3,483	25.6%	No		
								Doniza	Virgilio	Retired Disneyland Superintendent	No	4	488	3,483	14.0%	No				
								Rucker	Robert	Union Electrician	No	4	355	3,483	10.2%	No				
						4	Full	Lantz	Paula	Councilmember	Yes	3	2,038	4,366	46.7%	Yes				
								Castro	Primo	Senate Deputy	No	3	1,869	4,366	42.8%	No				
Akugue	Jonathan	Business Consultant	No	3	459			4,366	10.5%	No										
6	Full	Atchley	Stephen Mark	Incumbent	Yes	4	2,215	6,510	34.0%	Yes										
		Mendoza	John	No Ballot Designation	No	4	1,836	6,510	28.2%	No										
		Querubin	Danilet	Businesswoman	No	4	1,689	6,510	25.9%	No										
		Schlaepfer	Carol	Retired Aerospace Designer	No	4	770	6,510	11.8%	No										

^RTo be elected if recall measure passes.

TABLE 2.1 VOTE TOTALS FOR CITY OFFICE CANDIDATES BY COUNTY AND ELECTION DATE, 2008

COUNTY	DATE	CITY	OFFICE	DIS-TRICT/ SEAT	TERM OF OFFICE	CANDIDATE'S LAST NAME	CANDIDATE'S FIRST NAME	CANDIDATE'S BALLOT DESIGNATION	IN- CUM- BENT	NUMBER OF CAN- DIDATES	VOTES FOR CAN- DIDATE	TOTAL VOTES CAST ¹	PER- CENT OF VOTE	ELECTED						
LOS ANGELES (continued)	11/4/2008	Pomona	MAYOR		Full	Rothman	Elliott	Councilman	No	8	10,126	31,077	32.6%	Yes						
						Hunter	George	Pomona City Councilmember	No	8	8,177	31,077	26.3%	No						
						Ursua	Tomas	Director, Nonprofit Organization	No	8	4,091	31,077	13.2%	No						
						Guerrero Jr.	Edward	Social Worker	No	8	3,383	31,077	10.9%	No						
						Barry	Candace	Youth Mentor	No	8	1,932	31,077	6.2%	No						
						Nava	Mark	School Program Director	No	8	1,444	31,077	4.6%	No						
						Alyassin	Hassan	No Ballot Designation	No	8	1,293	31,077	4.2%	No						
						Tosaya	Nich	Community Volunteer	No	8	631	31,077	2.0%	No						
Santa Monica		CITY COUNCIL			Full	Shriver	Bobby	Councilmember/Businessman	Yes	13	24,298	130,901	18.6%	Yes						
						Bloom	Richard	Councilmember	Yes	13	20,232	130,901	15.5%	Yes						
						Genser	Ken	Member of the Santa Monica City Council	Yes	13	19,145	130,901	14.6%	Yes						
						Katz	Herb	Mayor/Architect	No	13	17,202	130,901	13.1%	Yes						
						Winterer	Ted	Writer	No	13	12,047	130,901	9.2%	No						
						Hartley	Susan	Employment Law Attorney	No	13	9,924	130,901	7.6%	No						
						Kovac	Michael	Small Business Advisor	No	13	6,345	130,901	4.8%	No						
						Rubin	Jerry	No Ballot Designation	No	13	6,076	130,901	4.6%	No						
						Piera-Avila	Linda	Physical Therapist	No	13	4,623	130,901	3.5%	No						
						Silverstein	Herbert	Retired Stock Broker	No	13	3,449	130,901	2.6%	No						
						Blakley	John	Entrepreneur/Actor	No	13	2,784	130,901	2.1%	No						
						Armstrong	Linda	Data Entry Operator	No	13	2,398	130,901	1.8%	No						
						Mann	Jon	Flight Attendant	No	13	2,378	130,901	1.8%	No						
						RENT CONTROL BOARD					Full	Koury	Joel	Rent Control Chairperson	Yes	3	22,601	52,911	42.7%	Yes
												Kronovet	Robert	Small Business Owner	No	3	15,186	52,911	28.7%	Yes
												Braun	Christopher	Doctor of Chiropractic	No	3	15,124	52,911	28.6%	No
						12/9/2008	Maywood	CITY COUNCIL ^R		1	Short	Lopez	Raymundo "Ray"	Educator/Recreation Leader	No	2	763	1,181	64.6%	Yes
												Osorio	Nelson	Business Owner	No	2	418	1,181	35.4%	No
2	Short	Tuaua	Zoila D.	Maywood Planning Commissioner	No							3	554	1,202	46.1%	Yes				
		Medina	Ramon	Business Owner	No							3	486	1,202	40.4%	No				
		Kirk-Gallardo	Miriam	Real Estate Broker	No							3	162	1,202	13.5%	No				
3	Short	Viramontes	Gloria	Community Volunteer	No							3	671	1,194	56.2%	Yes				
		Curiel	Enrique	Businessman	No							3	378	1,194	31.7%	No				
		Vasquez	Jaime	Truck Driver	No							3	145	1,194	12.1%	No				

^RTo be elected if recall measure passes.

TABLE 2.1 VOTE TOTALS FOR CITY OFFICE CANDIDATES BY COUNTY AND ELECTION DATE, 2008

COUNTY	DATE	CITY	OFFICE	DIS- TRICT/ SEAT	TERM OF OFFICE	CANDIDATE'S LAST NAME	CANDIDATE'S FIRST NAME	CANDIDATE'S BALLOT DESIGNATION	IN- CUM BENT	NUMBER OF CAN- DIDATES	VOTES FOR CAN- DIDATE	TOTAL VOTES CAST ¹	PER- CENT OF VOTE	ELECTED				
MADERA	2/5/2008	Oakhurst	CITY COUNCIL		Full	Scott	Beverly	Small Business Owner	No	6	979	5,356	18.3%	Yes				
						Macaulay	Douglas	Businessman	No	6	940	5,356	17.6%	Yes				
						Bucheger	Ron	Retired Businessman	No	6	898	5,356	16.8%	Yes				
						Wolin	Dave	Marketing Consultant	No	6	876	5,356	16.4%	Yes				
						Shears	Bryce	Machinist/Welder	No	6	844	5,356	15.8%	Yes				
						Linn	David A.	Attorney/Businessman	No	6	806	5,356	15.0%	No				
	11/4/2008	Chowchilla	CITY COUNCIL		Full	Haworth	Dennis	Police Officer	Yes	5	1,305	5,941	22.0%	Yes				
						Kopshever	Jim	Local Businessman	Yes	5	1,245	5,941	21.0%	Yes				
						Alexander	David	Insurance Agent	Yes	5	1,197	5,941	20.1%	Yes				
						Price	Roy E.	Retired Energy Consultant	No	5	1,181	5,941	19.9%	No				
						Ahmed	Waseem	Local Business Owner	No	5	993	5,941	16.7%	No				
	MARIN	6/3/2008	Belvedere	CITY COUNCIL		Full	Donnell	Sandra D.	Community Volunteer	Yes	3	560	1,664	33.7%	Yes			
							Telischak	John C.	Councilmember/Businessman	Yes	3	545	1,664	32.8%	Yes			
							Butler	Jerry	Incumbent	Yes	3	543	1,664	32.6%	Yes			
Ross								CITY COUNCIL	Full	Martin	Christopher	Retired	Yes	6	639	2,734	23.4%	Yes
Hunter							R. Scot	Incumbent		Yes	6	538	2,734	19.7%	Yes			
Strauss							Richard	Incumbent		Yes	6	487	2,734	17.8%	Yes			
Santa		Don	Business Owner	No	6	385	2,734	14.1%		No								
Abrams		Douglas Marc	Private Investor	No	6	357	2,734	13.1%		No								
11/4/2008		Sausalito	CITY COUNCIL		Full	Durst	Diane	Appointed Incumbent	Yes	6	325	2,734	11.9%	No				
						Kelly	Michael	Incumbent	Yes	7	2,159	10,037	21.5%	Yes				
						Belser	Amy	Communications Consultant	Yes	7	2,053	10,037	20.5%	Yes				
						Pfeifer	Linda	Corporate Education Manager	Yes	7	1,751	10,037	17.4%	Yes				
						Roe	Susan	Director Professional Development	No	7	1,347	10,037	13.4%	No				
						Nichols	Vicki	Professional Personal Assistant	No	7	1,153	10,037	11.5%	No				
	Sealey					Peter	Management Consultant	No	7	798	10,037	8.0%	No					
	Monsef					Manouchehr M.	Realtor	No	7	733	10,037	7.3%	No					
MARIPOSA	No City Contests																	
MENDOCINO	11/4/2008	Point Arena	CITY COUNCIL		Full	Smith	Laura Ann	No Ballot Designation	No	4	123	418	29.4%	Yes				
						Ingham	David P.	No Ballot Designation	No	4	102	418	24.4%	Yes				
						Jarlsberg	Jane	Retired	No	4	90	418	21.5%	Yes				
						Riboli	Joseph W.	General Contractor	No	4	89	418	21.3%	No				

TABLE 2.1 VOTE TOTALS FOR CITY OFFICE CANDIDATES BY COUNTY AND ELECTION DATE, 2008

COUNTY	DATE	CITY	OFFICE	DIS-TRICT/ SEAT	TERM OF OFFICE	CANDIDATE'S LAST NAME	CANDIDATE'S FIRST NAME	CANDIDATE'S BALLOT DESIGNATION	IN- CUM- BENT	NUMBER OF CAN- DIDATES	VOTES FOR CAN- DIDATE	TOTAL VOTES CAST ¹	PER- CENT OF VOTE	ELECTED
MENDOCINO (continued)	11/4/2008	Willits	CITY COUNCIL		Full	Burton	Bruce	Local Business Owner	Yes	7	945	4,240	22.3%	Yes
						Madrigal	Holly	Incumbent	Yes	7	802	4,240	18.9%	Yes
						Hanson	Victor Z.	Businessman	No	7	687	4,240	16.2%	Yes
						Jorgensen	Tami	Incumbent	Yes	7	639	4,240	15.1%	No
						Partch	David	Retired Computer Scientist	No	7	566	4,240	13.3%	No
						McFadden	Jacob	Businessperson	No	7	304	4,240	7.2%	No
						Sherf	Ashley	Childcare Owner Director	No	7	281	4,240	6.6%	No
MERCED	11/4/2008	Atwater	CITY CLERK		Full	Del Real	Jeanna	Incumbent	Yes	1	5,517	5,517	100.0%	Yes
			CITY COUNCIL		Full	Rivero	Joe	Educator	No	4	4,107	10,794	38.0%	Yes
					Full	Frago	Gary J.	Incumbent	Yes	4	2,523	10,794	23.4%	Yes
					Full	Rasmussen	Lesla	Appointed Incumbent	Yes	4	2,342	10,794	21.7%	No
					Full	Duddy	E. Eileen	Certified Public Accountant	No	4	1,822	10,794	16.9%	No
		CITY TREASURER		Full	Heller	Jim	Incumbent	Yes	1	5,670	5,670	100.0%	Yes	
		Livingston	CITY COUNCIL		Full	Aguilar	Margarita A.	Educator	No	7	1,255	5,392	23.3%	Yes
					Full	Nateras	Martha Sylvia	Guidance Assistant	No	7	917	5,392	17.0%	Yes
					Full	Vierra	Frank	Incumbent	Yes	7	799	5,392	14.8%	Yes
					Full	Soria	Roy	Incumbent	Yes	7	775	5,392	14.4%	No
					Full	De Jesus	Eldini	Educator	No	7	630	5,392	11.7%	No
					Full	Rai	Hardeep S.	Business Owner/Director	No	7	553	5,392	10.3%	No
					Full	Ingram	William	Incumbent	Yes	7	463	5,392	8.6%	No
		CITY TREASURER		Full	Silva	Antonio M.	Incumbent	Yes	1	1,855	1,855	100.0%	Yes	
		MAYOR		Full	Varela, Sr.	Daniel	Supervisor	No	2	1,327	2,352	56.4%	Yes	
				Full	Samra	Gurpal S.	Incumbent	Yes	2	1,025	2,352	43.6%	No	
		Los Banos	CITY COUNCIL		Full	Stone	Elizabeth	Educator	No	5	3,463	13,550	25.6%	Yes
					Full	Sousa	Joe H.	Incumbent	Yes	5	3,436	13,550	25.4%	Yes
					Full	O'Brien	Gerald "Obie"	Retired	No	5	2,616	13,550	19.3%	No
					Full	Ingram	Diana	Writer/Business Owner	No	5	2,570	13,550	19.0%	No
					Full	Lewis	Deborah	Retired	No	5	1,465	13,550	10.8%	No
				MAYOR		Full	Jones	Tommy	Incumbent	Yes	2	4,854	8,199	59.2%
	Full				Villalta	Mike	Councilmember	No	2	3,345	8,199	40.8%	No	
MODOC	No City Contests													

TABLE 2.1 VOTE TOTALS FOR CITY OFFICE CANDIDATES BY COUNTY AND ELECTION DATE, 2008

COUNTY	DATE	CITY	OFFICE	DIS-TRICT/ SEAT	TERM OF OFFICE	CANDIDATE'S LAST NAME	CANDIDATE'S FIRST NAME	CANDIDATE'S BALLOT DESIGNATION	IN- CUM- BENT	NUMBER OF CAN- DIDATES	VOTES FOR CAN- DIDATE	TOTAL VOTES CAST ¹	PER- CENT OF VOTE	ELECTED	
MONO	6/3/2008	Mammoth Lakes	CITY COUNCIL		Full	Harvey	Skip	Business Owner	No	5	855	2,587	33.0%	Yes	
						Bacon	Jo	No Ballot Designation	No	5	656	2,587	25.4%	Yes	
						Stapp	Kirk A.	Writer	No	5	550	2,587	21.3%	No	
						Tolley	Chris	Contractor	No	5	270	2,587	10.4%	No	
						Barrett	Tony	Businessman	No	5	256	2,587	9.9%	No	
MONTEREY	4/8/2008	Carmel-by-the-Sea	CITY COUNCIL		Full	Sharp	Karen I.	Appointed Incumbent	Yes	3	784	2,300	34.1%	Yes	
						Talmage	Kenneth K.	Appointed Incumbent	Yes	3	769	2,300	33.4%	Yes	
						LePage	Michael	Self-Employed Businessman	No	3	747	2,300	32.5%	No	
				MAYOR		Full	McCloud	Sue	Incumbent	Yes	2	926	1,238	74.8%	Yes
							McBill	Dogman	Musician	No	2	312	1,238	25.2%	No
	11/4/2008	Gonzales		MAYOR		Full	Orozco	Maria	Assistant Project Manager	No	2	1,307	1,694	77.2%	Yes
							Olsen	Ivan	Retired Salesperson	No	2	387	1,694	22.8%	No
		Greenfield		CITY COUNCIL		Full	Martinez	John	Building Contractor	No	4	985	3,406	28.9%	Yes
							Teneyuque	Yolanda S.	Incumbent	Yes	4	911	3,406	26.7%	Yes
							Gonzalez	Yvette S.	Incumbent	Yes	4	805	3,406	23.6%	No
							Smith	Christopher	Instructional Aide	No	4	705	3,406	20.7%	No
	King			CITY COUNCIL		Full	Pereira	Jeff	City Councilman	Yes	4	1,040	3,501	29.7%	Yes
							Cullen	Robert	Financial Advisor	No	4	982	3,501	28.0%	Yes
							Kleber	Susan	City Councilmember	Yes	4	813	3,501	23.2%	Yes
							Lopez	Christopher M.	Management Analyst	No	4	666	3,501	19.0%	No
	Marina			CITY COUNCIL		Full	O'Connell	Frank	Attorney	No	6	2,200	10,795	20.4%	Yes
							Ford	Jim	Councilmember/Accountant	Yes	6	2,092	10,795	19.4%	Yes
							Burnett	David	Computer Software Designer	No	6	1,985	10,795	18.4%	No
							Amadeo	Nancy	Appointed Incumbent	Yes	6	1,917	10,795	17.8%	No
							Le	Peter	Acting City Engineer	No	6	1,680	10,795	15.6%	No
							Derr	Michael	Contract/Purchasing Officer	No	6	921	10,795	8.5%	No
				MAYOR		Full	Delgado	Bruce Carlos	Botanist/Land Manager	No	2	3,503	6,579	53.2%	Yes
							Wilmot	Gary	Mayor	Yes	2	3,076	6,579	46.8%	No
Monterey			CITY COUNCIL		Full	Haferman	Jeff	Councilmember/NPS Faculty	Yes	3	6,110	16,685	36.6%	Yes	
						Downey	Libby	Council Member	Yes	3	6,070	16,685	36.4%	Yes	
						Widmar	Ralph	Businessman/Planning Commissioner	No	3	4,505	16,685	27.0%	No	
				MAYOR		Full	Sala	Chuck Della	Mayor of Monterey	Yes	2	8,534	10,799	79.0%	Yes
							Allen	Michael "Cardinale"	Retired Arbitrator/Educator	No	2	2,265	10,799	21.0%	No

TABLE 2.1 VOTE TOTALS FOR CITY OFFICE CANDIDATES BY COUNTY AND ELECTION DATE, 2008

COUNTY	DATE	CITY	OFFICE	DIS-TRICT/ SEAT	TERM OF OFFICE	CANDIDATE'S LAST NAME	CANDIDATE'S FIRST NAME	CANDIDATE'S BALLOT DESIGNATION	IN- CUM- BENT	NUMBER OF CAN- DIDATES	VOTES FOR CAN- DIDATE	TOTAL VOTES CAST ¹	PER- CENT OF VOTE	ELECTED
MONTEREY (continued)	11/4/2008	Pacific Grove	CITY COUNCIL		Full	Kampe	William "Bill" R.	Retired Business Executive	No	8	4,098	19,972	20.5%	Yes
						Garcia	Carmelita	No Ballot Designation	No	8	2,726	19,972	13.6%	Yes
						Lindsay	Deborah C.	Broadcast Journalist	No	8	2,529	19,972	12.7%	Yes
						Miller	Daniel	Businessman	No	8	2,284	19,972	11.4%	No
						Cuneo	Ken Eduardo	Military Officer/Educator	No	8	2,279	19,972	11.4%	No
						Goldbeck	Susan	Attorney At Law	No	8	2,092	19,972	10.5%	No
						Dilworth	David	Nonprofit Director	No	8	2,040	19,972	10.2%	No
						Ahart, Jr.	Richard A.	Business Owner	No	8	1,924	19,972	9.6%	No
		MAYOR	Full	Cort	Dan	Incumbent	Yes	1	4,931	4,931	100.0%	Yes		
		Salinas	CITY COUNCIL	6	Full	Lutes	Jyl	Educator/Councilmember	Yes	2	4,269	7,376	57.9%	Yes
						Ferrante	Vince	Coach	No	2	3,107	7,376	42.1%	No
		Sand City	CITY COUNCIL		Full	Kruper	Todd C.	Artist	No	2	63	121	52.1%	Yes
						Carbone	Mary Ann	Incumbent	Yes	2	58	121	47.9%	Yes
		MAYOR	Full	Pendergrass	David K.	Incumbent	Yes	1	78	78	100.0%	Yes		
		Seaside	CITY COUNCIL		Full	Oglesby	Ian	Peace Officer	No	3	4,822	11,580	41.6%	Yes
						Bloomer	Steve	Incumbent	Yes	3	3,991	11,580	34.5%	Yes
						Bachofner	Felix	Small Business Owner	No	3	2,767	11,580	23.9%	No
		MAYOR	Full	Rubio	Ralph	Incumbent	Yes	1	7,217	7,217	100.0%	Yes		
		Soledad	CITY COUNCIL		Full	Stephens	Patricia	Incumbent	Yes	4	1,231	4,191	29.4%	Yes
						Chavez	Alejandro	County Principal Analyst	No	4	1,163	4,191	27.7%	No
						Perez	Richard J.	Retired Law Enforcement	No	4	1,163	4,191	27.7%	No
						Martinez	Javier V.	Prison Canteen Supervisor	No	4	634	4,191	15.1%	No
						MAYOR	Full	Ortiz	Richard V.	Mayor of Soledad	Yes	3	1,345	3,007
Bourke	Christopher K.					Councilmember/Teacher	No	3	1,289	3,007	42.9%	No		
Ordunez	John					Retired Businessman	No	3	373	3,007	12.4%	No		
NAPA	11/4/2008	American Canyon	CITY COUNCIL		Full	Bennett	Joan	Incumbent	Yes	4	3,085	9,081	34.0%	Yes
						Coffey	Cindy	Vice Mayor/Publisher	Yes	4	2,661	9,081	29.3%	Yes
						Pope	Matthew J.	Writer	No	4	1,954	9,081	21.5%	No
						Walker	James Lelande	Retail Clerk	No	4	1,381	9,081	15.2%	No
		MAYOR	Full	Garcia	Leon	Incumbent	Yes	2	4,403	5,926	74.3%	Yes		
				Curry, Jr.	Morris A.	Pastor	No	2	1,523	5,926	25.7%	No		
		Calistoga	CITY COUNCIL		Full	Slusser	Karen P.	Incumbent	Yes	3	1,150	2,934	39.2%	Yes
						Dunsford	Michael	Owner-Calistoga Inn	Yes	3	914	2,934	31.2%	Yes
						Barnes	James W.	Retired Insurance Broker	No	3	870	2,934	29.7%	No

TABLE 2.1 VOTE TOTALS FOR CITY OFFICE CANDIDATES BY COUNTY AND ELECTION DATE, 2008

COUNTY	DATE	CITY	OFFICE	DIS- TRICT/ SEAT	TERM OF OFFICE	CANDIDATE'S LAST NAME	CANDIDATE'S FIRST NAME	CANDIDATE'S BALLOT DESIGNATION	IN- CUM BENT	NUMBER OF CAN- DIDATES	VOTES FOR CAN- DIDATE	TOTAL VOTES CAST ¹	PER- CENT OF VOTE	ELECTED		
NAPA (continued)	11/4/2008	Calistoga	MAYOR		Full	Gingles	Jack	Incumbent	Yes	3	784	1,863	42.1%	Yes		
						Kraus	Gary W.	Retired Fire Chief	No	3	680	1,863	36.5%	No		
						Wall	Norman	Physician	No	3	399	1,863	21.4%	No		
	Napa	CITY COUNCIL		Full	Van Gorder	Mark	Incumbent	Yes	3	16,835	42,817	39.3%	Yes			
					Krider	James	Incumbent	Yes	3	14,383	42,817	33.6%	Yes			
					Martin	Amber	Editor	No	3	11,599	42,817	27.1%	No			
					MAYOR	Full	Techel	Jill	Mayor of Napa	Yes	1	24,750	24,750	100.0%	Yes	
					St. Helena	CITY COUNCIL	Full	Sanchez	Catarina M.	Property Manager	No	5	1,482	4,673	31.7%	Yes
								Crull	Sharon Shaw	Former Attorney/Vintner	No	5	1,060	4,673	22.7%	Yes
	Slavens	Ken	Retired	No				5	1,031	4,673	22.1%	No				
	Potter	Joe	City Council Member	Yes				5	875	4,673	18.7%	No				
	Bowers	Sampson	Retired	No				5	225	4,673	4.8%	No				
	MAYOR	Full	Britton	Del	Incumbent	Yes	2	1,615	2,697	59.9%	Yes					
			Schoch	Bonnie K.	Councilmember/CFO	No	2	1,082	2,697	40.1%	No					
	Yountville	CITY COUNCIL	Full	Chilton	Lewis G.	Local Business Owner	No	4	864	2,644	32.7%	Yes				
				Mohler	Marjorie	Scientist	No	4	755	2,644	28.6%	Yes				
				Caldwell	Jay	Businessman	No	4	617	2,644	23.3%	No				
				Pommerening	Chris	Businessman	No	4	408	2,644	15.4%	No				
	NEVADA	6/3/2008	Nevada City	CITY CLERK	Full	Locke	Niel	Retired Businessman	No	2	577	978	59.0%	Yes		
						Cottrell	Steve	Nevada City Councilman	No	2	401	978	41.0%	No		
CITY COUNCIL				Full	Senum	Reinette	Co-founder, PowerUp-NC	No	4	794	2,569	30.9%	Yes			
					McKay	David	Photographer-Photography Instructor	No	4	724	2,569	28.2%	Yes			
					Bergman	Robert	Nevada City Planning Commissioner	No	4	703	2,569	27.4%	Yes			
					Downing	Logan "Gene"	Retired Air Force Officer	No	4	348	2,569	13.5%	No			
11/4/2008				Grass Valley	CITY COUNCIL	Full	Swarthout	Lisa	Vice Mayor, City Of Grass Valley	Yes	6	2,813	11,106	25.3%	Yes	
							Arbuckle	Janet	Appointed Incumbent	Yes	6	2,336	11,106	21.0%	Yes	
		Cookson	Yolanda				Business Development	No	6	2,039	11,106	18.4%	Yes			
		Rue	Rachel Anna				Del Oro Usher	No	6	1,871	11,106	16.8%	No			
		Lamphier	Terry				No Ballot Designation	No	6	1,243	11,106	11.2%	No			
		Yarborough	Ed				No Ballot Designation	No	6	804	11,106	7.2%	No			
Truckee		CITY COUNCIL	Full	Jones	Joan De Ryk	Controller	No	5	2,887	11,776	24.5%	Yes				
				Green	Barbara	Incumbent	Yes	5	2,804	11,776	23.8%	Yes				
				Susman	Josh	Incumbent	Yes	5	2,745	11,776	23.3%	No				
				Brimer	Jamie	Plumber, Small Business	No	5	2,301	11,776	19.5%	No				
	Frank			Jeremiah Levi	UNR Student	No	5	1,039	11,776	8.8%	No					

TABLE 2.1 VOTE TOTALS FOR CITY OFFICE CANDIDATES BY COUNTY AND ELECTION DATE, 2008

COUNTY	DATE	CITY	OFFICE	DIS-TRICT/ SEAT	TERM OF OFFICE	CANDIDATE'S LAST NAME	CANDIDATE'S FIRST NAME	CANDIDATE'S BALLOT DESIGNATION	IN- CUM- BENT	NUMBER OF CAN- DIDATES	VOTES FOR CAN- DIDATE	TOTAL VOTES CAST ¹	PER- CENT OF VOTE	ELECTED	
ORANGE	11/4/2008	Anaheim	CITY COUNCIL		Full	Sidhu	Harry	Councilmember	Yes	10	32,652	140,518	23.2%	Yes	
						Galloway	Lorri	Councilmember/Children's Director	Yes	10	31,694	140,518	22.6%	Yes	
						Eastman	Gail	Businesswoman/Planning Commissioner	No	10	27,200	140,518	19.4%	No	
						Karczynski	John	Businessman/Nonprofit Chairman	No	10	11,668	140,518	8.3%	No	
						Roditis	Kostas "Gus"	CEO/Transportation Executive	No	10	10,160	140,518	7.2%	No	
						Rivera	Jennifer	No Ballot Designation	No	10	8,208	140,518	5.8%	No	
						Flores	Robert J.	Business Owner	No	10	7,148	140,518	5.1%	No	
						Perez	Steve	No Ballot Designation	No	10	5,495	140,518	3.9%	No	
						Chuchua	Brian	Retired CEO/Businessman	No	10	4,957	140,518	3.5%	No	
			Zuberi	Faiz	Realtor	No	10	1,336	140,518	1.0%	No				
			Brea	CITY COUNCIL		Full	Simonoff	Marty	Retired Police Captain	Yes	2	11,152	22,042	50.6%	Yes
							Schweitzer	Don	Mayor/Architect	Yes	2	10,890	22,042	49.4%	Yes
				CITY TREASURER		Full	Parker	Glenn G.	City Treasurer	Yes	2	8,556	14,769	57.9%	Yes
							Palmer	Kenneth	Certified Public Accountant	No	2	6,213	14,769	42.1%	No
			Buena Park	CITY COUNCIL		Full	Dow	Jim	Mayor	Yes	4	12,687	34,949	36.3%	Yes
							Smith	Fred	Small Business Owner	No	4	10,285	34,949	29.4%	Yes
							Ferguson	Greg	Transportation Supervisor	No	4	6,298	34,949	18.0%	No
							Night	Baron	Businessman	No	4	5,679	34,949	16.2%	No
			Costa Mesa	CITY COUNCIL		Full	Monahan	Gary	Father/Restaurant Owner	No	9	17,836	84,831	21.0%	Yes
Foley	Katrina	City of Costa Mesa Councilmember/Attorney					Yes	9	15,912	84,831	18.8%	Yes			
Bever	Eric	Costa Mesa Mayor/Businessman					Yes	9	14,857	84,831	17.5%	Yes			
Righeimer	Jim	Planning Commissioner/Businessman					No	9	13,000	84,831	15.3%	No			
Reedy	Lisa	Businesswoman					No	9	7,306	84,831	8.6%	No			
McEvoy	Chris	Educator					No	9	6,828	84,831	8.0%	No			
Sneen	William	Businessman					No	9	4,088	84,831	4.8%	No			
Bunyan	Christopher S.	Businessman					No	9	3,037	84,831	3.6%	No			
Moss	Nick	Security Systems Programmer					No	9	1,967	84,831	2.3%	No			
Dana Point	CITY COUNCIL		Full	Anderson	Lara	Dana Point Council Member	Yes	3	9,390	21,493	43.7%	Yes			
				Schoeffel	J. Scott	Attorney/Planning Commissioner	No	3	7,238	21,493	33.7%	Yes			
				Penrose	Lou "Luigi"	Congressional District Director	No	3	4,865	21,493	22.6%	No			
Fountain Valley	CITY COUNCIL		Full	Crandall	Larry R.	Fountain Valley Council Member	No	4	11,240	38,607	29.1%	Yes			
				Nagel	Steve A.	Retired Fire Marshal	No	4	9,874	38,607	25.6%	Yes			
				McCurdy	Mark	Small Business Owner	No	4	9,350	38,607	24.2%	No			
				Ayer	Gus	Fountain Valley Council Member	Yes	4	8,143	38,607	21.1%	No			

TABLE 2.1 VOTE TOTALS FOR CITY OFFICE CANDIDATES BY COUNTY AND ELECTION DATE, 2008

COUNTY	DATE	CITY	OFFICE	DIS-TRICT/ SEAT	TERM OF OFFICE	CANDIDATE'S LAST NAME	CANDIDATE'S FIRST NAME	CANDIDATE'S BALLOT DESIGNATION	IN- CUM BENT	NUMBER OF CAN- DIDATES	VOTES FOR CAN- DIDATE	TOTAL VOTES CAST ¹	PER- CENT OF VOTE	ELECTED
ORANGE (continued)	11/4/2008	Fullerton	CITY COUNCIL		Full	Quirk	Sharon	Councilmember/Educator	Yes	7	25,450	105,536	24.1%	Yes
						Nelson	Shawn	Fullerton City Councilman/Attorney	Yes	7	21,285	105,536	20.2%	Yes
						Jones	F. Richard "Dick"	Mayor ProTem/Colonel/Doctor	Yes	7	19,592	105,536	18.6%	Yes
						Haluza	Karen	City Planner	No	7	16,788	105,536	15.9%	No
						Han	Virginia	Realtor	No	7	9,137	105,536	8.7%	No
						Carroll	Scott	Engineer	No	7	8,419	105,536	8.0%	No
						Little	Richard "Dick"	Audio Engineer	No	7	4,865	105,536	4.6%	No
Garden Grove	CITY COUNCIL	Full	Jones	Steve	Appointed Garden Grove Councilmember	Yes	9	16,157	79,528	20.3%	Yes			
			Do	Andrew	Orange County Supervisor's Chief	No	9	12,360	79,528	15.5%	Yes			
			Marcario	Robin Peace	Teacher	No	9	11,191	79,528	14.1%	No			
			Ho	Linh	Public Law Attorney	No	9	9,856	79,528	12.4%	No			
			Nguyen	Trung	GGUSD Boardmember/Attorney	No	9	9,391	79,528	11.8%	No			
			Lucas	Paul	Environmental Scientist	No	9	6,549	79,528	8.2%	No			
			Flores	Tony	Federal Claims Administrator	No	9	6,330	79,528	8.0%	No			
			Mitchell, Jr.	Charles A. "Mitch"	Retired Store Superintendent	No	9	4,016	79,528	5.0%	No			
			Bailor	Tom	Graduate Student	No	9	3,678	79,528	4.6%	No			
			MAYOR	Full	Dalton	William "Bill"	Mayor/Retired Policeman	Yes	2	40,099	45,654	87.8%	Yes	
Urda	Karentracy Moreland	Vendor			No	2	5,555	45,654	12.2%	No				
Huntington Beach	CITY CLERK	Full	Flynn	Joan L.	City Clerk, City of Huntington Beach	Yes	1	64,015	64,015	100.0%	Yes			
	CITY COUNCIL	Full	Hansen	Don	Councilmember/Finance Executive	Yes	7	40,017	177,922	22.5%	Yes			
			Bohr	Keith	Small Business Owner	Yes	7	39,821	177,922	22.4%	Yes			
			Dwyer	Devin	Businessowner/Planning Commissioner	No	7	33,593	177,922	18.9%	Yes			
			Kalmick	Dan	Small Business Owner	No	7	25,217	177,922	14.2%	No			
			Brandt	Bruce J.	Licensed Professional Engineer	No	7	18,486	177,922	10.4%	No			
			Baylis	Allen	Attorney At Law	No	7	12,258	177,922	6.9%	No			
			Eichler	Erik Charles	Businessman	No	7	8,530	177,922	4.8%	No			
CITY TREASURER	Full	Freidenrich	Shari	City Treasurer, City of Huntington Beach	Yes	1	63,646	63,646	100.0%	Yes				
Irvine	CITY COUNCIL	Full	Krom	Beth	Mayor of Irvine	No	10	36,924	189,102	19.5%	Yes			
			Choi	Steven S.	City of Irvine Councilmember/Businessman	Yes	10	28,886	189,102	15.3%	Yes			
			Agran	Larry	Irvine City Councilmember	Yes	10	28,157	189,102	14.9%	Yes			
			Wakeham	Margie	Community Program Director	No	10	22,669	189,102	12.0%	No			
			Gallinger	Todd	Business Attorney	No	10	22,423	189,102	11.9%	No			
			Rodgers	Patrick A.	Retired Police Lieutenant	No	10	22,093	189,102	11.7%	No			
			Johnson	Eric	Businessman	No	10	11,022	189,102	5.8%	No			

TABLE 2.1 VOTE TOTALS FOR CITY OFFICE CANDIDATES BY COUNTY AND ELECTION DATE, 2008

COUNTY	DATE	CITY	OFFICE	DIS-TRICT/ SEAT	TERM OF OFFICE	CANDIDATE'S LAST NAME	CANDIDATE'S FIRST NAME	CANDIDATE'S BALLOT DESIGNATION	IN- CUM- BENT	NUMBER OF CAN- DIDATES	VOTES FOR CAN- DIDATE	TOTAL VOTES CAST ¹	PER- CENT OF VOTE	ELECTED
ORANGE (continued)	11/4/2008	Irvine	CITY COUNCIL		Full	Foster	Bea	Teacher	No	10	10,877	189,102	5.8%	No
						Young	Ruby	Fashion Consultant	No	10	3,697	189,102	2.0%	No
						Merriam	Paris	Pari-Mutual/Writer	No	10	2,354	189,102	1.2%	No
			MAYOR	Full	Kang	Sukhee	Irvine City Councilmember	No	2	38,505	73,986	52.0%	Yes	
					Shea	Christina L.	Irvine City Councilwoman	No	2	35,481	73,986	48.0%	No	
			La Habra	CITY COUNCIL	Full	Shaw	Tim	Professor/La Habra Commissioner	No	8	9,545	42,783	22.3%	Yes
						Espinoza	Rose	Councilwoman/Executive Director	Yes	8	8,733	42,783	20.4%	Yes
						Beamish	Tom	La Habra Councilmember/Manager	Yes	8	7,472	42,783	17.5%	Yes
						Nigsarian	Daren	Deputy Sheriff/Commissioner	No	8	5,331	42,783	12.5%	No
		Dobkin				Larry	Business Owner	No	8	4,254	42,783	9.9%	No	
		Shapiro				Michael E.	Computer Systems Engineer	No	8	3,469	42,783	8.1%	No	
		Ortega				Robert	Businessman	No	8	2,673	42,783	6.2%	No	
		Contreras				Louie A.	Insurance Professional	No	8	1,306	42,783	3.1%	No	
		La Palma	CITY COUNCIL	Full	Shanahan	Steve	Business Owner	No	5	3,624	14,549	24.9%	Yes	
					Waldman	Mark	Incumbent	Yes	5	3,136	14,549	21.6%	Yes	
					Rodriguez	Ralph D.	Councilmember, City of La Palma	Yes	5	3,114	14,549	21.4%	Yes	
					Hwangbo	Steve	Businessman/Engineer/Father	No	5	2,430	14,549	16.7%	No	
					Noorbaksh	Ismile "Smiley"	Public Works Director	No	5	2,245	14,549	15.4%	No	
		Laguna Beach	CITY CLERK	Full	Anderson	Martha	City Clerk, City of Laguna Beach	Yes	1	10,722	10,722	100.0%	Yes	
			CITY COUNCIL	Full	Egly	Jane	Incumbent	Yes	3	7,503	20,211	37.1%	Yes	
					Rollinger	Verna	Retired City Clerk	No	3	6,516	20,211	32.2%	Yes	
Kinsman	Cheryl				CPA/Mayor pro-tem	Yes	3	6,192	20,211	30.6%	No			
CITY TREASURER	Full		Parisi	Laura	Incumbent	Yes	1	10,553	10,553	100.0%	Yes			
Laguna Hills	CITY COUNCIL	Full	Lautenschleger	Joel	Councilmember/Small Businessman	Yes	5	6,679	20,567	32.5%	Yes			
			Songstad, Jr.	L. Allan	Councilmember/Attorney	Yes	5	6,041	20,567	29.4%	Yes			
			Michaels-Smith	Ellie	Teacher/Broker/Author	No	5	4,156	20,567	20.2%	No			
			Clark	Riley	Attorney/Civil Engineer	No	5	2,143	20,567	10.4%	No			
			Burrow-Byrne	Kathy	Cashier	No	5	1,548	20,567	7.5%	No			
Laguna Nigel	CITY COUNCIL	Full	Glaab	Paul G.	Mayor, City of Laguna Niguel	Yes	7	17,467	65,243	26.8%	Yes			
			Capata	Gary	City of Laguna Niguel Councilmember/CPA	Yes	7	14,962	65,243	22.9%	Yes			
			Brown	Joe	Business Executive	No	7	12,862	65,243	19.7%	Yes			
			Weiss	David	Planning Commissioner/Businessman	No	7	9,985	65,243	15.3%	No			
			June	Sam	Businessman	No	7	4,747	65,243	7.3%	No			
			Keller	Philip	DJ/Entrepreneur	No	7	2,656	65,243	4.1%	No			
			Dec	David	Business Owner	No	7	2,564	65,243	3.9%	No			

TABLE 2.1 VOTE TOTALS FOR CITY OFFICE CANDIDATES BY COUNTY AND ELECTION DATE, 2008

COUNTY	DATE	CITY	OFFICE	DIS-TRICT/ SEAT	TERM OF OFFICE	CANDIDATE'S LAST NAME	CANDIDATE'S FIRST NAME	CANDIDATE'S BALLOT DESIGNATION	IN- CUM- BENT	NUMBER OF CAN- DIDATES	VOTES FOR CAN- DIDATE	TOTAL VOTES CAST ¹	PER- CENT OF VOTE	ELECTED
ORANGE (continued)	11/4/2008	Laguna Woods	CITY COUNCIL		Full	Ross	Brenda	Incumbent	Yes	10	3,959	26,455	15.0%	Yes
						Rhodes	Martin "Marty"	Retired Pharmacist/Businessman	No	10	3,596	26,455	13.6%	Yes
						Robbins	Milton W.	Incumbent	Yes	10	3,535	26,455	13.4%	Yes
						Sontag	Arlene	Retired Fire Analyst	No	10	3,079	26,455	11.6%	No
						Stein	Mark	Retired Corporate Executive	No	10	2,431	26,455	9.2%	No
						Beldner	Ronald	Community Volunteer	No	10	2,265	26,455	8.6%	No
						Kane	James "Jim"	Businessman	No	10	1,955	26,455	7.4%	No
						Bouer	Margo	Retired Psychiatric Nurse	Yes	10	1,946	26,455	7.4%	No
						Tucker	Robert "Bob"	Business Owner	No	10	1,923	26,455	7.3%	No
						Sortino	Marilynn J.	Retired Project Manager	No	10	1,766	26,455	6.7%	No
Lake Forest	CITY COUNCIL	Full	Rudolph	Marcia	Retired Teacher/Councilmember	Yes	3	15,328	42,590	36.0%	Yes			
			Tettermer	Mark	Councilmember/Resources Manager	Yes	3	14,949	42,590	35.1%	Yes			
			Gardner	Jim	Psychologist/Businessman/Author	No	3	12,313	42,590	28.9%	No			
Los Alamitos	CITY COUNCIL	Full	Poe	Marilynn	Retired Business Woman	No	5	2,018	7,772	26.0%	Yes			
			Stephens	Ken	General Manager	No	5	1,922	7,772	24.7%	Yes			
			Parker	Kenneth C.	Councilman/Tax Preparer	Yes	5	1,633	7,772	21.0%	No			
			Emerson	David "Dave"	Local Realtor	No	5	1,343	7,772	17.3%	No			
			Driscoll	Catherine "Cat"	Paralegal/City Councilmember	Yes	5	856	7,772	11.0%	No			
Mission Viejo	CITY COUNCIL	Full	Ury	Frank	Councilmember, City of Mission Viejo/Engineer	Yes	6	16,928	67,862	24.9%	Yes			
			Schlicht	Cathy	Businesswoman/Investment Counselor	No	6	13,725	67,862	20.2%	Yes			
			Lonsinger	Neil	Retired Corporate President	No	6	12,964	67,862	19.1%	No			
			Atkinson	Rich	Compliance Officer/Commissioner	No	6	9,904	67,862	14.6%	No			
			Rackauckas	Judy	Accountant	No	6	7,256	67,862	10.7%	No			
			Williamson	Michael	Police Sergeant/Lawyer	No	6	7,085	67,862	10.4%	No			
Newport Beach	CITY COUNCIL	2	Full	Rosansky	Steven	Newport Beach City Councilman-District 2	Yes	2	21,684	39,137	55.4%	Yes		
				Alkire	Gloria J.	Professor	No	2	17,453	39,137	44.6%	No		
		5	Full	Selich	Edward	Incumbent	Yes	1	31,506	31,506	100.0%	Yes		
				7	Full	Curry	Keith D.	Councilmember/Financial Advisor	Yes	2	21,259	38,635	55.0%	Yes
						Otting	Dolores	No Ballot Designation	No	2	17,376	38,635	45.0%	No
Orange	CITY CLERK	Full	Murphy	Mary E.	City Clerk	Yes	1	38,968	38,968	100.0%	Yes			
			CITY COUNCIL	Full	Smith	Teresa "Tita"	Orange City Council Member	Yes	5	23,747	70,782	33.5%	Yes	
	Dumitru	Jon			Orange City Council Member	Yes	5	20,685	70,782	29.2%	Yes			
	Douglas	Robert			Educator	No	5	10,023	70,782	14.2%	No			
	Farrel	Michael			Orange Business Owner	No	5	9,197	70,782	13.0%	No			
	Campbell	Stuart	Business Executive/Owner	No	5	7,130	70,782	10.1%	No					

TABLE 2.1 VOTE TOTALS FOR CITY OFFICE CANDIDATES BY COUNTY AND ELECTION DATE, 2008

COUNTY	DATE	CITY	OFFICE	DIS-TRICT/ SEAT	TERM OF OFFICE	CANDIDATE'S LAST NAME	CANDIDATE'S FIRST NAME	CANDIDATE'S BALLOT DESIGNATION	IN- CUM- BENT	NUMBER OF CAN- DIDATES	VOTES FOR CAN- DIDATE	TOTAL VOTES CAST ¹	PER- CENT OF VOTE	ELECTED		
ORANGE (continued)	11/4/2008	Orange	CITY TREASURER		Full	Walker	Helen Y.	City Treasurer	Yes	2	29,485	38,496	76.6%	Yes		
						Small	George "Geb"	Auditor/Controller/Treasurer	No	2	9,011	38,496	23.4%	No		
			MAYOR		Full	Cavecche	Carolyn V.	Orange Mayor	Yes	1	41,853	41,853	100.0%	Yes		
		Placentia	CITY COUNCIL		Full	Yamaguchi	Jeremy B.	Community Volunteer	No	6	9,507	41,806	22.7%	Yes		
	Underhill					Constance "Connie"	Associate Publisher/Councilmember	Yes	6	9,135	41,806	21.9%	Yes			
	Nelson					Scott William	Appointed Incumbent	Yes	6	6,849	41,806	16.4%	Yes			
	O'Neil					Brian C.	Placentia Business Owner	No	6	6,737	41,806	16.1%	No			
	Ramos					David E.	Retired	No	6	5,261	41,806	12.6%	No			
	Gerhardt					Jeffrey B.	Cultural Arts Commission	No	6	4,317	41,806	10.3%	No			
			CITY TREASURER		Full	Wanke	Chad	Business Owner	No	1	15,158	15,158	100.0%	Yes		
		Rancho Sta. Margarita	CITY COUNCIL		Full	Holloway	Jerry	City Council Member	Yes	3	11,124	30,253	36.8%	Yes		
	Beall					Tony	Incumbent	Yes	3	10,194	30,253	33.7%	Yes			
	Eggers					Mike	Director/Father/Businessman	No	3	8,935	30,253	29.5%	No			
		Rossmoor ^P	CITY COUNCIL		Full	Wilson	Shawn	Director, Rossmoor CSD	No	8	2,123	13,992	15.2%	Yes		
	Coletta					Alfred A.	Director, Rossmoor CSD	No	8	2,111	13,992	15.1%	Yes			
	Rattner					Joel M.	Rossmoor Community Services Director	No	8	2,076	13,992	14.8%	Yes			
	Nitikman					Mark	Director, Rossmoor CSD	No	8	1,996	13,992	14.3%	Yes			
	Anisman					Erwin	Rossmoor CSD Board Director	No	8	1,843	13,992	13.2%	Yes			
	Rehman					Susan	Local Independent Businesswoman	No	8	1,491	13,992	10.7%	No			
	Houghton					Milton "Milt"	Supervisory Management Analyst	No	8	1,212	13,992	8.7%	No			
	D'Ambrosio					Nedra Vitek	Educator	No	8	1,140	13,992	8.1%	No			
		San Clemente	CITY CLERK		Full	Baade	Joanne	Appointed City Clerk	Yes	1	21,384	21,384	100.0%	Yes		
						CITY COUNCIL	Full	Dahl	Jim	Retired Fire Captain	Yes	9	10,594	49,299	21.5%	Yes
								Baker	Robert "Bob"	Captain Commercial Airlines	No	9	10,308	49,299	20.9%	Yes
								Knoblock	Steve	San Clemente City Council Member	Yes	9	9,635	49,299	19.5%	No
								Mann	Charles	President Financial Company	No	9	9,346	49,299	19.0%	No
								McCormack	Chris	Substitute Teacher	No	9	3,170	49,299	6.4%	No
								Alpay	John M.	Businessman/Attorney	No	9	2,645	49,299	5.4%	No
								Crosby	Patrick "Moose"	Clarinetist/Composer	No	9	1,625	49,299	3.3%	No
								Chronister	Gary	Real Estate Consultant	No	9	1,119	49,299	2.3%	No
								Powers	Patrick	Senior Technical Director	No	9	857	49,299	1.7%	No
			CITY TREASURER		Full	Gudgeirsson	T. Pall	City Treasurer	Yes	1	21,181	21,181	100.0%	Yes		

^PProposed city.

TABLE 2.1 VOTE TOTALS FOR CITY OFFICE CANDIDATES BY COUNTY AND ELECTION DATE, 2008

COUNTY	DATE	CITY	OFFICE	DIS-TRICT/ SEAT	TERM OF OFFICE	CANDIDATE'S LAST NAME	CANDIDATE'S FIRST NAME	CANDIDATE'S BALLOT DESIGNATION	IN- CUM- BENT	NUMBER OF CAN- DIDATES	VOTES FOR CAN- DIDATE	TOTAL VOTES CAST ¹	PER- CENT OF VOTE	ELECTED						
ORANGE (continued)	11/4/2008	San Juan Capistrano	CITY COUNCIL		Full	Freese	Laura	Local Business Owner	No	6	6,764	22,639	29.9%	Yes						
						Allevato	Sam	Councilmember/Retired Policeman	Yes	6	5,685	22,639	25.1%	Yes						
						Soto	Joe	Councilmember/Environmental Consultant	Yes	6	5,176	22,639	22.9%	No						
						Lopez	Jess	Retired Police Sergeant	No	6	2,416	22,639	10.7%	No						
						Topa	Evangeline	No Ballot Designation	No	6	1,465	22,639	6.5%	No						
						Farias	Sergio	Gardener	No	6	1,133	22,639	5.0%	No						
	Santa Ana	11/4/2008	Santa Ana	CITY COUNCIL		1	Full	Sarmiento	Vincent F.	Appointed Santa Ana City Councilmember	Yes	2	32,768	52,258	62.7%	Yes				
							Full	Walker	Jim	Executive Director/Educator	No	2	19,490	52,258	37.3%	No				
						3	Full	Bustamante	Carlos	Santa Ana Councilman/Businessowner	Yes	4	26,258	52,606	49.9%	Yes				
								Pedroza	Arturo "Art"	Teacher/Safety Director	No	4	10,231	52,606	19.4%	No				
								Rocco	Steve	Orange USD Board of Education Member	No	4	9,344	52,606	17.8%	No				
								Valencia-Verdin	Ana Rebecca	Businesswoman	No	4	6,773	52,606	12.9%	No				
						5	Full	Alvarez	Claudia	Councilmember/Deputy D.A.	Yes	2	40,261	51,191	78.6%	Yes				
								Martinez	Lisann	No Ballot Designation	No	2	10,930	51,191	21.4%	No				
						MAYOR	11/4/2008	Santa Ana	MAYOR		Full	Pulido	Miguel A.	Santa Ana Mayor/Businessman	Yes	4	30,352	55,230	55.0%	Yes
												Martinez	Michele	Councilmember/Businesswoman	No	4	16,199	55,230	29.3%	No
												Collins	George M.	International Media Businessman	No	4	7,610	55,230	13.8%	No
												Fiala	Stanley	Foreign Exchange Businessman	No	4	1,069	55,230	1.9%	No
	Seal Beach	11/4/2008	Seal Beach	CITY CLERK		Full	Devine	Linda	City Clerk, City of Seal Beach	Yes	1	11,568	11,568	100.0%	Yes					
							CITY COUNCIL	2	Full	Sloan	David W.	Appointed Incumbent	Yes	1	2,098	2,098	100.0%	Yes		
										4	Full	Miller	Gary A.	Appointed Incumbent	Yes	2	2,088	2,928	71.3%	Yes
			Derry	James M.	Retired Utility Executive	No	2	840	2,928			28.7%	No							
	Stanton	11/4/2008	Stanton	CITY COUNCIL		Full	Warren	Carol	Businesswoman	No	5	3,758	13,712	27.4%	Yes					
Ethans							Al	Councilmember	Yes	5	3,370	13,712	24.6%	Yes						
Lam							Alex	Small Business Owner	No	5	2,790	13,712	20.3%	No						
Cadena							David	Appointed Incumbent	Yes	5	2,669	13,712	19.5%	No						
Carr, Jr.							Kevin F.	Businessman/Internet Marketer	No	5	1,125	13,712	8.2%	No						
Tustin	11/4/2008	Tustin	CITY CLERK		Full	Stoker	Pamela	Incumbent	Yes	1	17,476	17,476	100.0%	Yes						
						CITY COUNCIL	Full	Amante	Jerry	Tustin Mayor/Businessman	Yes	5	12,223	47,256	25.9%	Yes				
								Nielsen	John	Businessman/City Commissioner	No	5	9,394	47,256	19.9%	Yes				
								Gavello	Deborah	Small Business Owner	No	5	8,985	47,256	19.0%	Yes				
								Thomas	Jeff	Businessman	No	5	8,615	47,256	18.2%	No				
McKeon	Rebecca Gomez	Businesswoman/Educator	No	5	8,039	47,256	17.0%	No												

TABLE 2.1 VOTE TOTALS FOR CITY OFFICE CANDIDATES BY COUNTY AND ELECTION DATE, 2008

COUNTY	DATE	CITY	OFFICE	DIS-TRICT/ SEAT	TERM OF OFFICE	CANDIDATE'S LAST NAME	CANDIDATE'S FIRST NAME	CANDIDATE'S BALLOT DESIGNATION	IN- CUM- BENT	NUMBER OF CAN- DIDATES	VOTES FOR CAN- DIDATE	TOTAL VOTES CAST ¹	PER- CENT OF VOTE	ELECTED							
ORANGE (continued)	11/4/2008	Villa Park	CITY COUNCIL		Full	Mac Aloney	Willard "Bill"	Businessman	No	3	2,205	5,627	39.2%	Yes							
						Ulmer	W. Richard	Incumbent	Yes	3	2,063	5,627	36.7%	Yes							
						Burnes	Patricia A.	Community Volunteer	No	3	1,359	5,627	24.2%	No							
		Westminster	CITY COUNCIL		Full	Fry	Frank	Councilman	Yes	5	13,536	46,360	29.2%	Yes							
						Diep	Truong	Director, Midway City Sanitary District	No	5	10,383	46,360	22.4%	Yes							
						Loomer	Penny	Retired Public Administrator	No	5	10,334	46,360	22.3%	No							
						Hamade	Alin	Traffic Commissioner/Businessman	No	5	8,276	46,360	17.9%	No							
						Krippner	Al P.	Human Resource Consultant	No	5	3,831	46,360	8.3%	No							
		Yorba Linda	CITY COUNCIL		Full	MAYOR	Rice	Margie L.	Mayor of Westminster	Yes	1	25,150	25,150	100.0%	Yes						
						Schwing	Mark	Yorba Linda Business Owner	No	9	13,328	77,416	17.2%	Yes							
						Rikel	Nancy	Business Executive	No	9	12,922	77,416	16.7%	Yes							
						Winder	Jim	Mayor, Yorba Linda	Yes	9	11,960	77,416	15.4%	Yes							
						Rakochoy	Ed	Businessman/Educator	No	9	11,953	77,416	15.4%	No							
						Dickerson	Doug	Business Owner/Educator	No	9	8,558	77,416	11.1%	No							
						Wedaa	Henry W. "Hank"	Incumbent	Yes	9	6,605	77,416	8.5%	No							
						Abramowitz	Mark Allen	Planning Commissioner/Consultant	No	9	5,302	77,416	6.8%	No							
						Wolfinger	Richard J.	General Contractor/Consultant	No	9	4,084	77,416	5.3%	No							
						Marien	Michael A.	Software Consultant	No	9	2,704	77,416	3.5%	No							
						PLACER	11/4/2008	Auburn	CITY CLERK		Full	Labrie	Joseph G.R.	Auburn City Clerk	Yes	1	4,580	4,646	98.6%	Yes	
												CITY COUNCIL		Full	Kirby	William "Bill"	Physician/Parent	Yes	4	3,297	10,578
Nesbitt	Keith A.														Mayor/Businessman	Yes	4	2,923	10,578	27.6%	Yes
Worthington	Lisa	Landscape Architectural Planner	No	4	2,563										10,578	24.2%	No				
Sokol	Dan	Taxpayer Advocate	No	4	1,754										10,578	16.6%	No				
CITY TREASURER	Full	Williams	George E.	Incumbent	Yes			1	4,629	4,687	98.8%	Yes									
Colfax	CITY COUNCIL		Full	Delfino	Kenneth A.			Appointed Incumbent	Yes	4	300	1,072	28.0%	Yes							
				Harvey	Steve			Retired Marine Engineer	Yes	4	300	1,072	28.0%	Yes							
				Roberts	Benjamin C.			Business Owner	No	4	240	1,072	22.4%	No							
				Blackmun	Sherrie			No Ballot Designation	No	4	225	1,072	21.0%	No							
Lincoln	CITY COUNCIL		Short	Barkle	Donna L.			Retired Business Manager	No	1	409	427	95.8%	Yes							
				CITY TREASURER	Full			Delfino	Melba	No Ballot Designation	No	1	401	425	94.4%	Yes					
								Joiner	Paul D.	Small Business Owner	Yes	5	12,440	44,065	28.2%	Yes					
								Cosgrove	Tom	Incumbent	Yes	5	10,956	44,065	24.9%	Yes					
								Short	Spencer Dwight	Incumbent	Yes	5	10,752	44,065	24.4%	Yes					
								Nader	Stan	Compost Consultant	No	5	5,668	44,065	12.9%	No					
								Cuenca	Allen S.	Buyer	No	5	4,050	44,065	9.2%	No					

TABLE 2.1 VOTE TOTALS FOR CITY OFFICE CANDIDATES BY COUNTY AND ELECTION DATE, 2008

COUNTY	DATE	CITY	OFFICE	DIS- TRICT/ SEAT	TERM OF OFFICE	CANDIDATE'S LAST NAME	CANDIDATE'S FIRST NAME	CANDIDATE'S BALLOT DESIGNATION	IN- CUM- BENT	NUMBER OF CAN- DIDATES	VOTES FOR CAN- DIDATE	TOTAL VOTES CAST ¹	PER- CENT OF VOTE	ELECTED
PLACER	11/4/2008	Lincoln	CITY TREASURER		Full	Watkins	Sheron	Incumbent	Yes	1	13,219	13,377	98.8%	Yes
(continued)		Loomis	CITY CLERK		Full	Strock	Charleen	Incumbent	Yes	1	2,569	2,593	99.1%	Yes
			CITY COUNCIL		Full	Liss	Gary	Small Business Owner	Yes	3	1,962	4,998	39.3%	Yes
						Morillas	Rhonda	Town Councilwoman/Businesswoman	Yes	3	1,552	4,998	31.1%	Yes
						Millward	Thomas W.	Incumbent	No	3	1,452	4,998	29.1%	No
			CITY TREASURER		Full	Carroll	Roger M.	Incumbent	Yes	1	2,467	2,492	99.0%	Yes
		Rocklin	CITY COUNCIL		Full	Storey	Brett	Incumbent	Yes	7	9,816	53,391	18.4%	Yes
						Hill	Peter	Vice-Mayor, City of Rocklin	Yes	7	8,991	53,391	16.8%	Yes
						Magnuson	George A.	Incumbent	Yes	7	7,904	53,391	14.8%	Yes
						Nelson	David	Small Business Owner	No	7	7,159	53,391	13.4%	No
						Rowen	Ed	Small Businessman	No	7	6,539	53,391	12.2%	No
						Wadell	Tiffany L.	Business Owner/Parent	No	7	6,468	53,391	12.1%	No
						Torrens	Angela	Business Transportation Representative	No	7	6,300	53,391	11.8%	No
		Roseville	CITY COUNCIL		Full	Roccucci	Pauline	Registered Nurse	Yes	6	24,817	105,862	23.4%	Yes
						Garcia	Carol Chilton	Appointed Incumbent	Yes	6	22,795	105,862	21.5%	Yes
						Allard	John	City Councilmember/Businessman	Yes	6	20,406	105,862	19.3%	Yes
						Aguilera	Rene	School Board Trustee	No	6	13,826	105,862	13.1%	No
						Cannon	Sam	Legislative Director	No	6	11,930	105,862	11.3%	No
						Muntean	George	Small Business Owner	No	6	11,729	105,862	11.1%	No
PLUMAS	11/4/2008	Portola	CITY COUNCIL		Full	Wilson	Dan	Teacher	No	6	455	2,093	21.7%	Yes
						Kennedy	Bill	Retired	No	6	439	2,093	21.0%	Yes
						Weaver	William A.	USAF Retired	No	6	393	2,093	18.8%	Yes
						Rush	Michael R.	Writer/Archaeological Consultant	No	6	361	2,093	17.2%	No
						Neal	Paddy	No Ballot Designation	No	6	230	2,093	11.0%	No
						Spencer	Chuck	Incumbent	Yes	6	209	2,093	10.0%	No
RIVERSIDE	2/5/2008	Wildomar ^P	CITY COUNCIL		Full	Cashman	Bob	Engineer	No	14	2,714	21,835	12.4%	Yes
						Moore	Bridgette	Wildomar Businesswoman/Parent	No	14	2,508	21,835	11.5%	Yes
						Swanson	Marsha	Business Woman	No	14	2,209	21,835	10.1%	Yes
						Farnam	Scott A.	Businessman	No	14	1,928	21,835	8.8%	Yes
						Ade	Sheryl L.	Community Volunteer	No	14	1,850	21,835	8.5%	Yes
						Underdown	Timothy Lee	Equipment Mechanic	No	14	1,748	21,835	8.0%	No
						Dykstra	Harv	Building Materials Dealer	No	14	1,554	21,835	7.1%	No
						Bridges	Martha L.	Real Estate Agent	No	14	1,323	21,835	6.1%	No
						Williams	Paul	Retired	No	14	1,274	21,835	5.8%	No

^PProposed city.

TABLE 2.1 VOTE TOTALS FOR CITY OFFICE CANDIDATES BY COUNTY AND ELECTION DATE, 2008

COUNTY	DATE	CITY	OFFICE	DIS-TRICT/ SEAT	TERM OF OFFICE	CANDIDATE'S LAST NAME	CANDIDATE'S FIRST NAME	CANDIDATE'S BALLOT DESIGNATION	IN- CUM- BENT	NUMBER OF CAN- DIDATES	VOTES FOR CAN- DIDATE	TOTAL VOTES CAST ¹	PER- CENT OF VOTE	ELECTED
RIVERSIDE (continued)	2/5/2008	Wildomar ^P	CITY COUNCIL		Full	Ruff	Darrell	Retired	No	14	1,242	21,835	5.7%	No
						Andre	Gary Alan	CAD Designer	No	14	1,089	21,835	5.0%	No
						Le Clerc	Roger	Structural Steel Contractor	No	14	817	21,835	3.7%	No
						Tierney	Michael E.	Paralegal Supervisor	No	14	809	21,835	3.7%	No
						Beutz	Steve	No Ballot Designation	No	14	770	21,835	3.5%	No
	6/3/2008	Menifee Valley	CITY COUNCIL		Full	Edgerton	Wallace Wayne	Political Science Teacher	Yes	19	4,021	43,011	9.3%	Yes
						Kuenzi	Darcy	Legislative Assistant	Yes	19	3,369	43,011	7.8%	Yes
						Twyman, III	Frederick Allen	School Board President	Yes	19	3,011	43,011	7.0%	Yes
						Mann	Scott A.	Risk Manager	Yes	19	2,907	43,011	6.8%	Yes
						Denver	John	Businessman	Yes	19	2,789	43,011	6.5%	Yes
						Deines	Dean	Public Finance Officer	No	19	2,744	43,011	6.4%	No
						Castillejos	Darci	Restaurant Owner	No	19	2,732	43,011	6.4%	No
						Thomas	Chris	Business Owner	No	19	2,704	43,011	6.3%	No
						Miller	Marc A.	Rancher/Businessman	No	19	2,685	43,011	6.2%	No
						Sullivan	Carol A.	Businesswoman	No	19	2,376	43,011	5.5%	No
						Wolons	Dorothy	Businesswoman/Mother	No	19	2,370	43,011	5.5%	No
						Fuhrman	Tom	Businessman/Rancher	No	19	1,925	43,011	4.5%	No
						Mazei	Louis Gerald	Planning Technician III	No	19	1,892	43,011	4.4%	No
						Amatulli	Tony	Local Businessman	No	19	1,811	43,011	4.2%	No
						Gaunt	Ken	Retired Businessman	No	19	1,688	43,011	3.9%	No
						Stamper	Jerry P.	Real Estate Broker	No	19	1,355	43,011	3.2%	No
						Reeves	Jason	Businessman	No	19	1,330	43,011	3.1%	No
						Walker	Gerald Wayne	County Maintenance Plumber	No	19	868	43,011	2.0%	No
						Biedermann	Dina L.	No Ballot Designation	No	19	434	43,011	1.0%	No
							11/4/2008	Banning	CITY CLERK		Full	Calderon	Marie A. "Toni"	Incumbent
CITY COUNCIL		Full	Hanna	Barbara	Business Owner/Councilmember				Yes	7	5,485	23,060	23.8%	Yes
		Full	Machisic	John	Incumbent				Yes	7	4,120	23,060	17.9%	Yes
		Full	Robinson	Don	Local Business Owner				No	7	3,510	23,060	15.2%	Yes
		Full	Inwin	Patrick "Cork"	Retired/Project Inspector				No	7	3,380	23,060	14.7%	No
		Full	Barrington	Cynthia L.	Administrator				No	7	3,311	23,060	14.4%	No
		Full	Bray	Perry "Rocky"	Contractor				No	7	1,877	23,060	8.1%	No
		Full	Sandefur	Ken	Job Developer				No	7	1,377	23,060	6.0%	No
	CITY TREASURER		Full	McQuown	John C.				Incumbent	Yes	2	5,634	9,221	61.1%
	Full	Pleimann	Dennis	Accountant	No				2	3,587	9,221	38.9%	No	

^PProposed city.

TABLE 2.1 VOTE TOTALS FOR CITY OFFICE CANDIDATES BY COUNTY AND ELECTION DATE, 2008

COUNTY	DATE	CITY	OFFICE	DIS-TRICT/ SEAT	TERM OF OFFICE	CANDIDATE'S LAST NAME	CANDIDATE'S FIRST NAME	CANDIDATE'S BALLOT DESIGNATION	IN- CUM- BENT	NUMBER OF CAN- DIDATES	VOTES FOR CAN- DIDATE	TOTAL VOTES CAST ¹	PER- CENT OF VOTE	ELECTED
RIVERSIDE (continued)	11/4/2008	Beaumont	CITY COUNCIL		Full	Fox	Jeffrey H.	Incumbent	Yes	7	3,516	14,799	23.8%	Yes
						Gall	Nancy C.	Teacher	No	7	2,764	14,799	18.7%	Yes
						St. Martin	Paul G.	Business Owner	No	7	2,197	14,799	14.8%	No
						Patalano	Sam	Educator	No	7	2,136	14,799	14.4%	No
						Killough	Martie	Incumbent	Yes	7	1,866	14,799	12.6%	No
						Bell	Donna	Medical Student/Cashier	No	7	1,220	14,799	8.2%	No
						Scissons	Brian	Utility Worker	No	7	1,100	14,799	7.4%	No
		Calimesa	CITY COUNCIL		Full	Zanowic	Ella	Business Owner	No	4	1,937	6,809	28.4%	Yes
						McIntire	Joyce J.	Incumbent	Yes	4	1,869	6,809	27.4%	Yes
						Davis	Bill	Incumbent	Yes	4	1,734	6,809	25.5%	Yes
						Chlebnik	John M.	Incumbent	Yes	4	1,269	6,809	18.6%	No
		Canyon Lake	CITY COUNCIL		Full	Horton	Nancy C.	Retired Educator	No	8	2,643	11,657	22.7%	Yes
						Talbot	Barry Gene	Retired Commercial Banker	No	8	2,160	11,657	18.5%	Yes
						Ehrenkranz	Jordan	POA Board President	No	8	1,769	11,657	15.2%	Yes
						Salazar	Steven J.	Marketing Manager	No	8	1,686	11,657	14.5%	No
						Zaitz	John	Incumbent	Yes	8	1,368	11,657	11.7%	No
						Armbrust	Carl W.	Incumbent	Yes	8	882	11,657	7.6%	No
						Kay	Jim	Quality Manager	No	8	720	11,657	6.2%	No
						Kessler	Frank	Incumbent	Yes	8	429	11,657	3.7%	No
		Cathedral City	CITY COUNCIL		Full	England	Charles "Bud"	Incumbent	Yes	5	4,419	19,209	23.0%	Yes
						Pettis	Gregory S.	Incumbent	Yes	5	4,202	19,209	21.9%	Yes
						Garcia	Ronald	Code Enforcement Officer	No	5	3,733	19,209	19.4%	No
						Morford	Robert "Bob"	Retired Corporate Executive	No	5	3,683	19,209	19.2%	No
						Thompson	Don	Company President/Musician	No	5	3,172	19,209	16.5%	No
			MAYOR		Full	De Rosa	Kathleen	Mayor	Yes	4	6,276	12,379	50.7%	Yes
						Marchand	Paul S.	Attorney/City Councilmember	No	4	3,415	12,379	27.6%	No
						Ahmed	Tahseen "Tee"	Small Business Owner	No	4	1,539	12,379	12.4%	No
Little	Roe					Business Manager	No	4	1,149	12,379	9.3%	No		
Coachella	CITY CLERK					Full	Castillon	Isabel	Incumbent	Yes	1	4,156	4,156	100.0%
Coachella	CITY COUNCIL		Full	Martinez	Emmanuel	Financial Coordinator	No	5	2,312	7,003	33.0%	Yes		
				Ramirez, Jr.	Gilbert	Incumbent	Yes	5	1,738	7,003	24.8%	Yes		
				Sanchez	Roel "Rollie"	Businessman	No	5	1,246	7,003	17.8%	No		
				Macknicki	Richard	Appointed Incumbent	Yes	5	989	7,003	14.1%	No		
				Dominguez	Lupe Loza	Retired Business Owner	No	5	718	7,003	10.3%	No		

TABLE 2.1 VOTE TOTALS FOR CITY OFFICE CANDIDATES BY COUNTY AND ELECTION DATE, 2008

COUNTY	DATE	CITY	OFFICE	DIS-TRICT/ SEAT	TERM OF OFFICE	CANDIDATE'S LAST NAME	CANDIDATE'S FIRST NAME	CANDIDATE'S BALLOT DESIGNATION	IN- CUM- BENT	NUMBER OF CAN- DIDATES	VOTES FOR CAN- DIDATE	TOTAL VOTES CAST ¹	PER- CENT OF VOTE	ELECTED
RIVERSIDE (continued)	11/4/2008	Coachella	CITY TREASURER		Full	Garcia	Stacey	Care Provider	No	2	2,912	4,505	64.6%	Yes
						Gaines	Yvonne	Incumbent	Yes	2	1,593	4,505	35.4%	No
			MAYOR		Full	Garcia	Eduardo	Mayor	Yes	2	3,810	4,833	78.8%	Yes
						Villarreal	Jesse	Councilman	No	2	1,023	4,833	21.2%	No
		Corona	CITY COUNCIL		Full	Scott	Jason	Planning Commissioner/Principal	No	5	19,076	63,986	29.8%	Yes
	Nolan					Steve	Mayor Pro Tem	Yes	5	18,223	63,986	28.5%	Yes	
	Miller					Baxter	Landscape Architect	Yes	5	15,538	63,986	24.3%	No	
	Davis					Louis	Library Board Member	No	5	5,785	63,986	9.0%	No	
	Magee					Tia Maria	Publisher	No	5	5,364	63,986	8.4%	No	
			CITY TREASURER		Full	Haley	Richard O. "Dick"	Incumbent	Yes	1	29,353	29,353	100.0%	Yes
		Hemet	CITY COUNCIL		Full	Franchville	Jerry	Law Enforcement Officer	No	11	8,954	57,664	15.5%	Yes
	Foreman					Jim	Retired Police Officer	No	11	7,250	57,664	12.6%	Yes	
	Youssef					Robert	Bank Manager	No	11	7,011	57,664	12.2%	Yes	
	Christie					Brian	Firefighter/Vice Mayor	Yes	11	6,370	57,664	11.0%	No	
	Garrett					Scott	Farmer/Businessman	No	11	5,902	57,664	10.2%	No	
	Ayala					Alfred M.	Bank Manager	No	11	5,868	57,664	10.2%	No	
	Van Arsdale					Lori	Councilmember/Businesswoman	Yes	11	5,515	57,664	9.6%	No	
	Pridemore					Karen	Homemaker	No	11	3,980	57,664	6.9%	No	
	Claverie					Jim	Consumer Relations Manager	No	11	2,984	57,664	5.2%	No	
	Craven					Gary	Community Volunteer	No	11	2,659	57,664	4.6%	No	
						Thomason	Errol	Site Construction Manager	No	11	1,171	57,664	2.0%	No
			CITY TREASURER		Full	Oltman	Judith L.	Hemet City Treasurer	Yes	1	18,099	18,099	100.0%	Yes
		Indian Wells	CITY COUNCIL		Full	Spicer	Larry	Incumbent	Yes	7	1,407	6,548	21.5%	Yes
	Hanson					Douglas "Doug"	Entrepreneur/Businessman	No	7	1,205	6,548	18.4%	Yes	
	Powers					Bill	Businessman	No	7	1,104	6,548	16.9%	Yes	
	Bernheimer					Robert A.	Incumbent	Yes	7	1,093	6,548	16.7%	No	
	Mertens					Ted	Retired Police Chief	No	7	880	6,548	13.4%	No	
	Hall					Eileen	Retired Healthcare Executive	No	7	556	6,548	8.5%	No	
	Booth					Denny James	Retired Businessman	No	7	303	6,548	4.6%	No	
		Indio	CITY CLERK		Full	Hernandez	Cynthia	Incumbent	Yes	1	14,247	14,247	100.0%	Yes
			CITY COUNCIL		Full	Miller	Glenn	Indio Planning Commissioner	No	5	7,434	26,059	28.5%	Yes
						Watson	Guadalupe Ramos	Councilmember/Small Businesswoman	Yes	5	6,765	26,059	26.0%	Yes
						Wilson	Michael H.	Incumbent	Yes	5	4,411	26,059	16.9%	No
						Runyon	Patrick	Retired Sheriffs Lieutenant	No	5	4,041	26,059	15.5%	No
						Sanchez	Steve	Public Relations Representative	No	5	3,408	26,059	13.1%	No

TABLE 2.1 VOTE TOTALS FOR CITY OFFICE CANDIDATES BY COUNTY AND ELECTION DATE, 2008

COUNTY	DATE	CITY	OFFICE	DIS-TRICT/ SEAT	TERM OF OFFICE	CANDIDATE'S LAST NAME	CANDIDATE'S FIRST NAME	CANDIDATE'S BALLOT DESIGNATION	IN- CUM- BENT	NUMBER OF CAN- DIDATES	VOTES FOR CAN- DIDATE	TOTAL VOTES CAST ¹	PER- CENT OF VOTE	ELECTED
RIVERSIDE	11/4/2008	Indio	CITY TREASURER		Full	Ellis	Sharon	Incumbent	Yes	1	13,705	13,705	100.0%	Yes
(continued)		La Quinta	CITY COUNCIL		Full	Franklin	Kristy	Business Woman	No	7	5,158	21,438	24.1%	Yes
						Sniff	Stanley	Incumbent	Yes	7	4,339	21,438	20.2%	Yes
						Wright	Bob	Wholesale Nursery Broker	No	7	3,649	21,438	17.0%	No
						Sylk	Robert F.	Business Executive	No	7	2,402	21,438	11.2%	No
						Pughe	Larry E.	Finance Managing Director	No	7	2,229	21,438	10.4%	No
						Alderson	Ed	Retired Construction Manager	No	7	2,054	21,438	9.6%	No
						Wise	Matthew	Local Business Man	No	7	1,607	21,438	7.5%	No
			MAYOR		Full	Adolph	Don	Incumbent	Yes	2	8,718	13,005	67.0%	Yes
						Doran	Kenneth	Business Owner	No	2	4,287	13,005	33.0%	No
		Lake Elsinore	CITY COUNCIL		Full	Magee	Bob	Councilman/Businessman	Yes	11	4,824	24,501	19.7%	Yes
						Bhutta	Amy Marie	Educator/Educational Doctor	No	11	4,065	24,501	16.6%	Yes
						Melendez	Melissa Ann	Business Owner	No	11	3,028	24,501	12.4%	Yes
						Flores	Jimmy	Businessman	No	11	2,455	24,501	10.0%	No
						Manos	Steve	Business Owner	No	11	2,021	24,501	8.2%	No
						Smith	Joyce	Corporate Director	No	11	1,681	24,501	6.9%	No
						O'Neal	Michael	Business Owner	No	11	1,642	24,501	6.7%	No
						Feeney	Carole A.	Accounting Assistant/Paraeducator	No	11	1,549	24,501	6.3%	No
						Norkin	Mike	Business Owner	No	11	1,425	24,501	5.8%	No
						Hyland	Chris	Retired Business Owner	No	11	940	24,501	3.8%	No
						Alongi	Barbara L.	Retired	No	11	871	24,501	3.6%	No
			CITY TREASURER		Full	Baldwin	Allen P.	Nonprofit Executive Director	No	2	5,831	9,419	61.9%	Yes
						Weber	Peter	Manufacturing Operations Manager	Yes	2	3,588	9,419	38.1%	No
		Moreno Valley	CITY COUNCIL		1 Full	Molina	Jesse	Businessman	No	3	3,920	6,509	60.2%	Yes
						White	Charles R.	Retired AFCM Sgt/Councilman	Yes	3	1,980	6,509	30.4%	No
						Bleckert	Pete	Flood Control Commissioner	No	3	609	6,509	9.4%	No
					3 Full	Hastings	Robin	Legislative Assistant/Educator	No	5	5,157	15,063	34.2%	Yes
						Rios	Mike	Embezzlement Theft Investigator	No	5	3,850	15,063	25.6%	No
						West	Frank	Incumbent	Yes	5	2,911	15,063	19.3%	No
						Burks	Robert	Retired CHP Officer	No	5	1,879	15,063	12.5%	No
						Carbajal	Ray	Businessman/Accountant	No	5	1,266	15,063	8.4%	No
					5 Full	Batey, II	William H.	Firefighter	Yes	1	5,216	5,216	100.0%	Yes

TABLE 2.1 VOTE TOTALS FOR CITY OFFICE CANDIDATES BY COUNTY AND ELECTION DATE, 2008

COUNTY	DATE	CITY	OFFICE	DIS-TRICT/ SEAT	TERM OF OFFICE	CANDIDATE'S LAST NAME	CANDIDATE'S FIRST NAME	CANDIDATE'S BALLOT DESIGNATION	IN- CUM- BENT	NUMBER OF CAN- DIDATES	VOTES FOR CAN- DIDATE	TOTAL VOTES CAST ¹	PER- CENT OF VOTE	ELECTED
RIVERSIDE (continued)	11/4/2008	Murrieta	CITY COUNCIL		Full	McAllister	Douglas	Murrieta City Councilman	Yes	6	18,403	52,692	34.9%	Yes
						Lane	Randon	Telecommunications Executive	No	6	10,812	52,692	20.5%	Yes
						Knight	Nancy	Retired Scientist/Publisher	No	6	7,954	52,692	15.1%	No
						Enochs	Warnie	Murrieta City Councilman	Yes	6	6,405	52,692	12.2%	No
						Clay	Paul	Teacher	No	6	5,876	52,692	11.2%	No
						Landriscina	David F.	Management Consultant	No	6	3,242	52,692	6.2%	No
		Palm Desert	CITY COUNCIL		Full	Finerty	Cindy	Incumbent	Yes	8	10,007	43,751	22.9%	Yes
						Spiegel	Robert A.	Incumbent	Yes	8	8,503	43,751	19.4%	Yes
						Kelly	Dick	Councilman	Yes	8	7,564	43,751	17.3%	Yes
						Lingle	Neil D.	Retired Sheriff's Executive	No	8	5,578	43,751	12.7%	No
						Weber	Susan Marie	Accountant/Businesswoman	No	8	4,775	43,751	10.9%	No
						Hunsicker	David E.	Retired USAF LTC	No	8	3,349	43,751	7.7%	No
						Cunningham	Ray	Retired Business Administrator	No	8	1,997	43,751	4.6%	No
						Schaudt	Carole B.	Salesperson/Businesswoman	No	8	1,978	43,751	4.5%	No
		Perris	CITY COUNCIL		Full	Rogers	Rita	Incumbent	Yes	5	3,919	15,020	26.1%	Yes
						Evans	Joanne	Public Information Officer	No	5	3,603	15,020	24.0%	Yes
						Sandoval	Christopher	Media/Marketing Consultant	No	5	3,591	15,020	23.9%	No
						Weir	Michael L.	Manager	No	5	2,355	15,020	15.7%	No
						Fatone	John	Retired Businessman	No	5	1,552	15,020	10.3%	No
		MAYOR		Full	Busch	Daryl	Mayor, City of Perris	Yes	2	6,478	10,075	64.3%	Yes	
					Armand	Louis D.	Community Volunteer	No	2	3,597	10,075	35.7%	No	
		San Jacinto	CITY COUNCIL		Full	Ayers	Jim	Mayor/Retired MSGT	Yes	3	7,078	14,835	47.7%	Yes
						DiMemmo	Steven	Businessman	No	3	3,886	14,835	26.2%	Yes
						Potts	Jim	Appointed Incumbent	Yes	3	3,871	14,835	26.1%	Yes
			CITY TREASURER		Full	Simon	Bernie	CPA/Consultant	No	2	5,784	8,433	68.6%	Yes
						Ledezma	Alonso	Businessman	No	2	2,649	8,433	31.4%	No
			Temecula	CITY COUNCIL		Full	Naggar	Mike	Mayor/Businessman	Yes	5	17,256	49,783	34.7%
		Washington					Chuck	Airline Pilot	Yes	5	14,912	49,783	30.0%	Yes
Stewart	James "Stew"	Barber/Small Businessman					No	5	10,472	49,783	21.0%	No		
Abbott	Albert	Human Resource Manager					No	5	3,780	49,783	7.6%	No		
Hernandez	Rita V.	Retired Office Manager					No	5	3,363	49,783	6.8%	No		
SACRAMENTO	6/3/2008	Sacramento	CITY COUNCIL	2	Full	Sheedy	Sandy	City Council Member	Yes	1	2,783	2,963	93.9%	Yes
				4	Full	Fong	Rob	City Council Member	Yes	1	8,991	9,259	97.1%	Yes
				6	Full	McCarty	Kevin	City Council Member	Yes	1	5,654	5,810	97.3%	Yes
				8	Full	Pannell	Bonnie	City Council Member	Yes	1	4,139	4,245	97.5%	Yes

TABLE 2.1 VOTE TOTALS FOR CITY OFFICE CANDIDATES BY COUNTY AND ELECTION DATE, 2008

COUNTY	DATE	CITY	OFFICE	DIS-TRICT/ SEAT	TERM OF OFFICE	CANDIDATE'S LAST NAME	CANDIDATE'S FIRST NAME	CANDIDATE'S BALLOT DESIGNATION	IN- CUM- BENT	NUMBER OF CAN- DIDATES	VOTES FOR CAN- DIDATE	TOTAL VOTES CAST ¹	PER- CENT OF VOTE	ELECTED	
SACRAMENTO (continued)	6/3/2008	Sacramento	MAYOR		Full	Johnson	Kevin	Businessman/School Administrator	No	7	32,160	69,795	46.1%	Runoff	
						Fargo	Heather	Mayor	Yes	7	27,472	69,795	39.4%	Runoff	
						Padilla	Leonard	Bounty Hunter	No	7	4,231	69,795	6.1%	No	
						Eldredge	Shawn D.	Contractor	No	7	2,462	69,795	3.5%	No	
						Strand	Muriel	Retired Engineer	No	7	2,104	69,795	3.0%	No	
						Jones	Richard	Insurance Broker	No	7	679	69,795	1.0%	No	
						Daniel	Adam	Training Manager	No	7	407	69,795	0.6%	No	
	11/4/2008	Citrus Heights	CITY COUNCIL		Full	Karpinski-Costa	Jayna	Council Member, City of Citrus Heights	Yes	5	12,880	45,703	28.2%	Yes	
						Slowey	Jeff	Council Member, City of Citrus Heights	Yes	5	12,182	45,703	26.7%	Yes	
						Remick	James "Jim"	Deputy Sheriff-Sergeant	No	5	11,154	45,703	24.4%	No	
						Daniels	Bret	Security Management Consultant	No	5	6,876	45,703	15.0%	No	
						Miller	Pete	Tour Coach Driver	No	5	2,472	45,703	5.4%	No	
	Elk Grove	CITY COUNCIL	1	Full	Cooper	Jim	Councilman	Yes	2	28,050	48,740	57.6%	Yes		
					Montgomery	La Wanna	Business Owner/Teacher	No	2	20,459	48,740	42.0%	No		
					3	Full	Detrick	Steve	Engineer/Businessman/Father	Yes	3	27,879	47,414	58.8%	Yes
							Leary	Michael P.	District 3 Council Member	Yes	3	15,143	47,414	31.9%	No
							Higley	Greg	Business Owner/Notary	No	3	4,219	47,414	8.9%	No
5	Full	Scherman	Sophia Gonzales	Council Member, City of Elk Grove	Yes	4	18,592	47,319	39.3%	Yes					
		Maestas	Katherine E.	Business Owner	No	4	10,414	47,319	22.0%	No					
		Felts	Robert	Retired Military Officer	No	4	9,719	47,319	20.5%	No					
		Tran	KT	Father/College Instructor	No	4	8,448	47,319	17.9%	No					
Folsom	CITY COUNCIL		Full	Starsky	Jeff	Incumbent	Yes	5	13,191	42,175	31.3%	Yes			
				Sheldon	Ernie	Retired Air Force	Yes	5	9,769	42,175	23.2%	Yes			
				Younts	Rosemary	Healthcare Foundation Executive	No	5	7,886	42,175	18.7%	No			
				Gordon	Michael	Teacher	No	5	6,920	42,175	16.4%	No			
				Amaz	John	Wholesale Account Executive	No	5	4,332	42,175	10.3%	No			
Galt	CITY CLERK		Full	Aguire	Liz	City Clerk	Yes	1	4,914	4,982	98.6%	Yes			
	CITY COUNCIL		Full	Payne	Barbara	Incumbent	Yes	9	2,548	11,406	22.3%	Yes			
				Shelton	Randy D.	Fire Marshal	Yes	9	2,318	11,406	20.3%	Yes			
				Raboy	Tim	Supervising Investigator	Yes	9	1,820	11,406	16.0%	No			
				Santillan	Tom	Project Engineer	No	9	1,111	11,406	9.7%	No			
				Romano	George	Heating/Air Technician	No	9	936	11,406	8.2%	No			
				Keagy	Kelly L.	Senior Account Manager	No	9	889	11,406	7.8%	No			

TABLE 2.1 VOTE TOTALS FOR CITY OFFICE CANDIDATES BY COUNTY AND ELECTION DATE, 2008

COUNTY	DATE	CITY	OFFICE	DIS-TRICT/ SEAT	TERM OF OFFICE	CANDIDATE'S LAST NAME	CANDIDATE'S FIRST NAME	CANDIDATE'S BALLOT DESIGNATION	IN- CUM- BENT	NUMBER OF CAN- DIDATES	VOTES FOR CAN- DIDATE	TOTAL VOTES CAST ¹	PER- CENT OF VOTE	ELECTED	
SACRAMENTO	11/4/2008	Galt	CITY COUNCIL		Full	Salton	Rick	Regional Coordinator	No	9	877	11,406	7.7%	No	
						Stanhope	Rodney E.	Business Owner	No	9	630	11,406	5.5%	No	
						Goethel	Frederick S.	Insurance Consultant	No	9	248	11,406	2.2%	No	
				CITY TREASURER		Full	Farrell	Shaun L.	Galt City Treasurer	Yes	1	4,618	4,677	98.7%	Yes
		Rancho Cordova	CITY COUNCIL			Full	Cooley	Ken	Council Member, City of Rancho Cordova	Yes	4	11,456	35,717	32.1%	Yes
							Sander	David	Council Member, City of Rancho Cordova	Yes	4	9,999	35,717	28.0%	Yes
							McGarvey	Robert J.	Council Member, City of Rancho Cordova	Yes	4	9,699	35,717	27.2%	Yes
							Davis	Debra L.	No Ballot Designation	No	4	4,294	35,717	12.0%	No
		Sacramento	MAYOR			Full	Johnson	Kevin	Businessman/School Administrator	No	2	92,288	160,790	57.4%	Yes
							Fargo	Heather	Mayor	Yes	2	67,348	160,790	41.9%	No
SAN BENITO	11/4/2008	Hollister	CITY COUNCIL		1	Full	Friend	Raymond	Utility Supervisor	No	1	1,341	1,386	96.8%	Yes
					4	Full	Emerson	Doug	Incumbent	Yes	1	1,816	1,912	95.0%	Yes
					5	Full	Gomez	Victor	Business Owner/Franchisee	No	3	1,215	2,777	43.8%	Yes
							Iler	Roy	Sheriff's Office Lieutenant	No	3	824	2,777	29.7%	No
							Huboi	David A.	Architect	No	3	718	2,777	25.9%	No
					San Juan Bautista	CITY CLERK			Full	McIntyre	Linda G.	Attorney	No	1	528
		CITY COUNCIL		Full						Edge	Rick	Appointed Incumbent	Yes	4	382
					Bilich	Mary Margaret	Retired City Clerk	No	4	306	1,149	26.6%	Yes		
					Pereyra	Jim	Business Owner/Educator	No	4	248	1,149	21.6%	No		
					Bagley	Jeff	Planning Commissioner	No	4	160	1,149	13.9%	No		
			CITY TREASURER			Full	Johnson	Colleen	Paralegal	No	2	384	682	56.3%	Yes
							Geiger	Charles "Chuck"	Business Educator	No	2	293	682	43.0%	No
		SAN BERNARDINO	6/3/2008	Colton	MAYOR ^R		1	Short	Albiso	Mel	Assistant Superintendent	No	4	957	3,114
Yzaguirre	Vincent								City of Colton Councilmember District 3	No	4	853	3,114	27.4%	No
De La Rosa	Richard A.								State Correctional Officer	No	4	781	3,114	25.1%	No
Toro	David								City of Colton Councilmember District 1	No	4	523	3,114	16.8%	No
Loma Linda	CITY COUNCIL					Full	Brauer	Stan	Incumbent	Yes	7	1,573	7,115	22.1%	Yes
							Rigsby	Rhodes "Dusty"	Incumbent	Yes	7	1,409	7,115	19.8%	Yes
							Popescu	Ovidiu	Business Owner/OTA	No	7	1,281	7,115	18.0%	Yes
							Christman	Robert H.	Incumbent	Yes	7	1,002	7,115	14.1%	No
							Leialoha	Lem	Retired Administrator/Educator	No	7	868	7,115	12.2%	No
							Dupper	Phillip	Sheriff's Detective	No	7	625	7,115	8.8%	No
							Sonnentag	Jeffrey	Biologist/Environmental Consultant	No	7	357	7,115	5.0%	No

^RTo be elected if recall measure passes.

TABLE 2.1 VOTE TOTALS FOR CITY OFFICE CANDIDATES BY COUNTY AND ELECTION DATE, 2008

COUNTY	DATE	CITY	OFFICE	DIS-TRICT/ SEAT	TERM OF OFFICE	CANDIDATE'S LAST NAME	CANDIDATE'S FIRST NAME	CANDIDATE'S BALLOT DESIGNATION	IN- CUM- BENT	NUMBER OF CAN- DIDATES	VOTES FOR CAN- DIDATE	TOTAL VOTES CAST ¹	PER- CENT OF VOTE	ELECTED
SAN BERNARDINO (continued)	11/4/2008	Adelanto	CITY COUNCIL		Full	Camargo	Edgar "Ed" Ruben	Construction Supervisor	No	5	1,887	6,958	27.1%	Yes
						Thomas	Cari	Office Manager	No	5	1,576	6,958	22.7%	Yes
						Baisden	Steve R.	Appointed Incumbent	Yes	5	1,384	6,958	19.9%	No
						Harris	Michael Lee	Motorcycle Mechanic	No	5	1,152	6,958	16.6%	No
						Abercrombie	F.J. "Abe"	Real Estate Agent	No	5	959	6,958	13.8%	No
			MAYOR	Short	Glasper	Charley B.	Councilmember	No	2	2,487	4,456	55.8%	Yes	
			Dungan		Edward A.	Business Owner	No	2	1,969	4,456	44.2%	No		
			Apple Valley	CITY COUNCIL	Full	Roelle	Rick	Sheriff's Lieutenant/Councilman	Yes	9	11,322	40,439	28.0%	Yes
						Coleman	Ginger	Land Use Planner	No	9	8,029	40,439	19.9%	Yes
						Seagondollar	Daniel	Architect	No	9	5,695	40,439	14.1%	No
		Clarke				Jack L.	Retired Utility Manager	No	9	4,771	40,439	11.8%	No	
		Bughman				Niles J.	Retired Airplane Captain	No	9	3,162	40,439	7.8%	No	
		Warren				Larry	Retired Businessman	No	9	2,033	40,439	5.0%	No	
		Sayed				Mike	Pharmacist	No	9	1,838	40,439	4.5%	No	
		Sanford				Michael D.	Registered Nurse	No	9	1,803	40,439	4.5%	No	
		Smith	Jiles	Risk Manager	No	9	1,786	40,439	4.4%	No				
		Barstow	CITY CLERK	Full	Cousino	Joanne "Jojo"	Incumbent	Yes	1	5,004	5,004	100.0%	Yes	
			CITY COUNCIL	Full	Saenz	Timothy "Tim"	Technical Manager	No	7	2,017	9,834	20.5%	Yes	
					Hailey, Sr.	Willie L.	Retired	No	7	2,008	9,834	20.4%	Yes	
Hernandez	Carmen M.				Planning Commissioner	No	7	1,997	9,834	20.3%	No			
Villegas	Richard				No Ballot Designation	No	7	1,596	9,834	16.2%	No			
Ellis	Marvin A.				Progam Analyst	No	7	756	9,834	7.7%	No			
Deaton	Herchel Eugene				Plant Operations Supervisor	No	7	746	9,834	7.6%	No			
Gurule	Manuel Gilbert				Accounting Clerk	No	7	714	9,834	7.3%	No			
CITY TREASURER	Full				Radel	Evelyn L.	Incumbent	Yes	1	4,927	4,927	100.0%	Yes	
MAYOR	Full	Gomez	Joe D.	Councilmember	No	3	2,729	5,873	46.5%	Yes				
		Dale	Lawrence E.	Incumbent	Yes	3	2,054	5,873	35.0%	No				
		Pickett	Nathaniel H.	Retired Military Officer	No	3	1,090	5,873	18.6%	No				
Big Bear Lake	CITY COUNCIL	Full	Jahn	William E. "Bill"	Councilman/Retired Businessman	Yes	4	1,142	4,040	28.3%	Yes			
			Harris	Liz	Incumbent	Yes	4	1,140	4,040	28.2%	Yes			
			Willey	Barbara S.	Retired Businesswomen	No	4	1,028	4,040	25.4%	No			
			Lopresti	W.A. "Bill"	Businessman	No	4	730	4,040	18.1%	No			
Colton	CITY CLERK	Full	Gomez	Eileen C.	Administrative Analyst II	No	3	4,617	10,944	42.2%	Yes			
			Padilla	Carolina R.	Incumbent	Yes	3	3,769	10,944	34.4%	No			
			Larson	Kirk	Automotive Safety Coordinator	No	3	2,558	10,944	23.4%	No			

TABLE 2.1 VOTE TOTALS FOR CITY OFFICE CANDIDATES BY COUNTY AND ELECTION DATE, 2008

COUNTY	DATE	CITY	OFFICE	DIS-TRICT/ SEAT	TERM OF OFFICE	CANDIDATE'S LAST NAME	CANDIDATE'S FIRST NAME	CANDIDATE'S BALLOT DESIGNATION	IN- CUM- BENT	NUMBER OF CAN- DIDATES	VOTES FOR CAN- DIDATE	TOTAL VOTES CAST ¹	PER- CENT OF VOTE	ELECTED			
SAN BERNARDINO (continued)	11/4/2008	Colton	CITY COUNCIL	3	Full	Yzaguirre	Vincent	Councilmember District 3	Yes	3	790	1,630	48.5%	Yes			
						Baca	Jeremy	Public Relations Consultant	No	3	465	1,630	28.5%	No			
						Anaya	John R.	Community Advocate	No	3	375	1,630	23.0%	No			
				5	Full	Bennett	Dierdre	Educator	No	3	1,341	2,525	53.1%	Yes			
						Mitchell	John	Colton City Councilman	Yes	3	982	2,525	38.9%	No			
						Wilson	Robert	System Analyst	No	3	202	2,525	8.0%	No			
				6	Full	Perez	Alex	Driver/Product Manager	No	2	840	1,668	50.4%	Yes			
						Suchil	Isaac	Incumbent	Yes	2	828	1,668	49.6%	No			
							CITY TREASURER		Full	De La Torre	Aurelio W.	Appointed Incumbent	Yes	1	9,639	9,639	100.0%
			Fontana	CITY COUNCIL	Full	Rutherford	Janice	City Councilwoman	Yes	6	20,731	64,600	32.1%	Yes			
						Warren	Acquanetta	Fontana City Councilwoman	Yes	6	19,999	64,600	31.0%	Yes			
						Santiago	Angel	Director Inland Empire Utilities Agency	No	6	9,278	64,600	14.4%	No			
						Kilian	Jason Paul	Pastor	No	6	5,464	64,600	8.5%	No			
						Purther	Carlo Aaron	High School Teacher	No	6	4,651	64,600	7.2%	No			
						Garcia	Rafe	Automotive Equipment Mechanic	No	6	4,477	64,600	6.9%	No			
			Grand Terrace	CITY COUNCIL	Full	Miller	Jim	Incumbent	Yes	6	2,605	10,379	25.1%	Yes			
						Garcia	Lee Ann	Businesswoman/Councilmember	Yes	6	2,423	10,379	23.3%	Yes			
						Stanckiewicz	Walt	Local Business Owner	No	6	2,105	10,379	20.3%	Yes			
						Wilson	Doug A.	Business Consultant	No	6	1,478	10,379	14.2%	No			
						Mendez	Robert	Fire Prevention Specialist	No	6	1,336	10,379	12.9%	No			
						Nunn	Dontay	In Home Care	No	6	432	10,379	4.2%	No			
Hesperia	CITY COUNCIL	Full	Leonard	Mike	Incumbent	Yes	7	8,983	34,468	26.1%	Yes						
			Bosacki	Paul	Hesperia Postal Carrier	No	7	8,095	34,468	23.5%	Yes						
			Kirk	Mark	Policy Advisor/Businessman	No	7	5,888	34,468	17.1%	No						
			Blewett	Russ	Local Independent Businessman	No	7	5,746	34,468	16.7%	No						
			Garner	Rochelle	Realtor	No	7	2,128	34,468	6.2%	No						
			Bennett	Scott	IT Manager	No	7	1,832	34,468	5.3%	No						
			Arquette	Dennis K.	Histology Technician Supervisor	No	7	1,796	34,468	5.2%	No						
Needles	CITY COUNCIL	Full	Lopez	James "Jim"	Businessman	No	7	805	3,929	20.5%	Yes						
			Murch	Patrick F.	Law Enforcement Officer	No	7	783	3,929	19.9%	Yes						
			Frazier	Tony	Utility Worker	No	7	635	3,929	16.2%	Yes						
			Valentine	Rebecca	Incumbent	Yes	7	582	3,929	14.8%	No						
			Jackson	Bonnie	Nutrition Site Manager	No	7	436	3,929	11.1%	No						
			Smith	Robert M. "Smitty"	Appointed Incumbent	Yes	7	435	3,929	11.1%	No						
			Starr	Linda B.	Retired Businesswoman	No	7	253	3,929	6.4%	No						

TABLE 2.1 VOTE TOTALS FOR CITY OFFICE CANDIDATES BY COUNTY AND ELECTION DATE, 2008

COUNTY	DATE	CITY	OFFICE	DIS- TRICT/ SEAT	TERM OF OFFICE	CANDIDATE'S LAST NAME	CANDIDATE'S FIRST NAME	CANDIDATE'S BALLOT DESIGNATION	IN- CUM BENT	NUMBER OF CAN- DIDATES	VOTES FOR CAN- DIDATE	TOTAL VOTES CAST ¹	PER- CENT OF VOTE	ELECTED		
SAN BERNARDINO (continued)	11/4/2008	Needles	MAYOR		Full	Williams	Jeffrey H.	Incumbent	Yes	2	839	1,425	58.9%	Yes		
						Mills	Roy A.	Councilmember	No	2	586	1,425	41.1%	No		
		Ontario	CITY CLERK		Full	Wirtes	Mary	City Clerk	Yes	1	30,227	30,227	100.0%	Yes		
			CITY COUNCIL			Full	Mautz	Sheila	Councilmember	Yes	7	12,698	55,320	23.0%	Yes	
							Full	Porada	Debra	Ontario-Montclair School Board Member	No	7	10,783	55,320	19.5%	Yes
								Avila	Paul Vincent	Governing Board Member Ontario-Montclair SD	No	7	10,346	55,320	18.7%	No
								Anderson	Jason	Councilman/District Attorney	Yes	7	9,377	55,320	17.0%	No
								White	Ken	Attorney/Teacher	No	7	6,614	55,320	12.0%	No
								Cunningham	Jack	College Student	No	7	4,543	55,320	8.2%	No
								Nikyar	Hossein	Contractor	No	7	959	55,320	1.7%	No
				CITY TREASURER		Full	Milhiser	James R.	City Treasurer	Yes	1	29,527	29,527	100.0%	Yes	
			Rancho Cucamonga	CITY CLERK		Full	Reynolds	Janice C. "Jan"	Retired Analyst	No	2	38,070	50,767	75.0%	Yes	
							Full	Stark	Ron	Talk Show Host	No	2	12,697	50,767	25.0%	No
		CITY COUNCIL				Full	Michael	L. Dennis	City of Rancho Cucamonga Councilmember	Yes	7	26,150	89,795	29.1%	Yes	
							Full	Spagnolo	Sam	City of Rancho Cucamonga Councilmember	Yes	7	23,448	89,795	26.1%	Yes
								Gutierrez	Dennis	Law Enforcement Officer	No	7	13,048	89,795	14.5%	No
								Moffatt	Jim	Business Owner	No	7	11,024	89,795	12.3%	No
								McCaffrey	Joseph	Retired Peace Officer	No	7	9,058	89,795	10.1%	No
								Schiavone	Frank	Retired IT Manager	No	7	4,315	89,795	4.8%	No
								Shanks	Charles S.	Retired	No	7	2,752	89,795	3.1%	No
				CITY TREASURER		Full	Frost	James C. "Jim"	City Treasurer, City of Rancho Cucamonga	Yes	2	39,516	50,705	77.9%	Yes	
						Orr	Ryan J.	Business Development Executive	No	2	11,189	50,705	22.1%	No		
		Rialto	CITY CLERK		Full	McGee	Barbara A.	Rialto City Clerk	Yes	2	13,924	21,569	64.6%	Yes		
							Full	Montes	Lina C.	Business Woman	No	2	7,645	21,569	35.4%	No
			CITY COUNCIL			Full	Scott	Ed	Incumbent	Yes	3	11,868	31,222	38.0%	Yes	
							Full	Palmer	Edward M.	Businessman	No	3	10,627	31,222	34.0%	Yes
							Full	Hanson	Winifred L.	Incumbent	Yes	3	8,727	31,222	28.0%	No
				CITY TREASURER		Full	Carrillo	Edward J.	Incumbent	Yes	1	18,538	18,538	100.0%	Yes	
			MAYOR			Full	Vargas	Grace	Mayor/Business Woman	Yes	2	12,355	22,651	54.5%	Yes	
							Full	Robertson	Deborah	Rialto Councilmember	No	2	10,296	22,651	45.5%	No
			Twentynine Palms	CITY COUNCIL		Full	Cole	John	Retired Educational Administrator	No	4	2,061	6,614	31.2%	Yes	
								Full	Klink	Joel A.	Incumbent	Yes	4	1,711	6,614	25.9%
							Full	Nguyen	Katrina	Business Owner/Entrepreneur	No	4	1,541	6,614	23.3%	No
							Full	Bagley	Jim	Business Owner	No	4	1,301	6,614	19.7%	No

TABLE 2.1 VOTE TOTALS FOR CITY OFFICE CANDIDATES BY COUNTY AND ELECTION DATE, 2008

COUNTY	DATE	CITY	OFFICE	DIS-TRICT/ SEAT	TERM OF OFFICE	CANDIDATE'S LAST NAME	CANDIDATE'S FIRST NAME	CANDIDATE'S BALLOT DESIGNATION	IN- CUM- BENT	NUMBER OF CAN- DIDATES	VOTES FOR CAN- DIDATE	TOTAL VOTES CAST ¹	PER- CENT OF VOTE	ELECTED
SAN BERNARDINO (continued)	11/4/2008	Upland	CITY COUNCIL		Full	Willis	Kenneth W.	Councilmember/Small Businessman	Yes	2	18,758	25,026	75.0%	Yes
						Creighton	Mark W.	Manufacturers Representative	No	2	6,268	25,026	25.0%	No
			CITY TREASURER		Full	Morgan	Dan	Business Operations Manager	No	2	16,869	24,461	69.0%	Yes
						Schwary	Gary	Mortgage Broker	No	2	7,592	24,461	31.0%	No
			MAYOR		Full	Pomierski	John "JP"	Mayor/Businessman	Yes	2	15,971	27,824	57.4%	Yes
						Musser	Ray M.	Councilman/Businessman	No	2	11,853	27,824	42.6%	No
Victorville			CITY COUNCIL		Full	Cabrales	Rudy	Councilmember	Yes	8	9,848	56,422	17.5%	Yes
						Rothschild	Mike	Incumbent	Yes	8	9,616	56,422	17.0%	Yes
						McEachron	Ryan	Business Owner	No	8	8,945	56,422	15.9%	Yes
						Hunter	Bob	Councilmember	Yes	8	7,502	56,422	13.3%	No
						Medina	Michelle	HR Account Manager	No	8	6,147	56,422	10.9%	No
						Douglas	Gary C.	Veterans Service Officer	No	8	5,738	56,422	10.2%	No
						Flint	Terrie Gossard	Retired	No	8	5,287	56,422	9.4%	No
						Gleason	Richard	Project Surveyor	No	8	3,339	56,422	5.9%	No
Yucaipa			CITY COUNCIL		Full	Riddell	Richard "Dick"	Incumbent	Yes	14	9,777	46,663	21.0%	Yes
						Smith	Diane	Speech Language Pathologist	No	14	7,053	46,663	15.1%	Yes
						Hoyt	Denise	Incumbent	Yes	14	6,733	46,663	14.4%	Yes
						Smith	Ken	Small Business Owner	No	14	4,254	46,663	9.1%	No
						Coleman	Robert	Local Business Owner	No	14	4,188	46,663	9.0%	No
						Sahakian	Erik	Business Owner	No	14	2,803	46,663	6.0%	No
						Shalhoub	Tom	Retired Businessman	No	14	2,740	46,663	5.9%	No
						Myers	Kory R.	Utility Commercial Manager	No	14	1,796	46,663	3.8%	No
						Vince	Carl	Local Business Owner	No	14	1,590	46,663	3.4%	No
						Jaensch	Rebecca	Community Volunteer	No	14	1,501	46,663	3.2%	No
						Casey	Jody	Business Owner	No	14	1,375	46,663	2.9%	No
						Haviland	Sherry	Business Owner	No	14	1,079	46,663	2.3%	No
						Martindelcampo	David	Regulatory Inspector	No	14	949	46,663	2.0%	No
						Bouzos	Peter	Warehouse Manager	No	14	825	46,663	1.8%	No
Yucca Valley			CITY COUNCIL		Full	Luckino	Frank J.	Yucca Valley Town Councilmember	Yes	6	4,099	12,056	34.0%	Yes
						Huntington	George	Retired Businessman	No	6	2,631	12,056	21.8%	Yes
						Souder	Bill	Retired Engineer/Manager	No	6	1,850	12,056	15.3%	No
						White	Wade H.	Appointed Director Hi Desert Water District	No	6	1,478	12,056	12.3%	No
						Peukert	Sabrina K.	Business Owner	No	6	1,423	12,056	11.8%	No
						Elsasser	Jason	Business Owner	No	6	575	12,056	4.8%	No

TABLE 2.1 VOTE TOTALS FOR CITY OFFICE CANDIDATES BY COUNTY AND ELECTION DATE, 2008

COUNTY	DATE	CITY	OFFICE	DIS-TRICT/ SEAT	TERM OF OFFICE	CANDIDATE'S LAST NAME	CANDIDATE'S FIRST NAME	CANDIDATE'S BALLOT DESIGNATION	IN- CUM- BENT	NUMBER OF CAN- DIDATES	VOTES FOR CAN- DIDATE	TOTAL VOTES CAST ¹	PER- CENT OF VOTE	ELECTED	
SAN DIEGO	6/3/2008	Chula Vista	CITY COUNCIL	3	Full	Hall	Russ	Special Education Technician	No	3	11,262	24,316	46.3%	Runoff	
						Bensoussan	Pamela	Business Owner/Commissioner	No	3	8,942	24,316	36.8%	Runoff	
						Almagro	Devonna	Executive Director, Nonprofit	No	3	4,112	24,316	16.9%	No	
				4	Full	Vinson	Scott	Small Business Owner	No	4	7,979	24,973	32.0%	Runoff	
						Castaneda	Steve	Councilman/Business Owner	Yes	4	7,911	24,973	31.7%	Runoff	
						Aguilar	Patricia 'Pat'	Community Volunteer	No	4	5,544	24,973	22.2%	No	
						Moriarty	Pat	Medical Supervisor	No	4	3,539	24,973	14.2%	No	
				San Diego	CITY ATTORNEY	Full	Goldsmith	Jan	San Diego Superior Court Judge	No	5	68,326	211,832	32.3%	Runoff
							Aguirre	Michael J.	San Diego City Attorney	Yes	5	61,257	211,832	28.9%	Runoff
		Peters	Scott				Council President/Attorney	No	5	43,295	211,832	20.4%	No		
		Maienschein	Brian				Councilmember/Attorney	No	5	26,267	211,832	12.4%	No		
		Lepine	Amy J.				Civil Litigator/Business Owner	No	5	12,687	211,832	6.0%	No		
		CITY COUNCIL	1	Full	Lightner	Sherri S.	Small Business Owner/Engineer	No	3	12,708	34,763	36.6%	Runoff		
					Thalheimer	Philip	Small Business Owner	No	3	11,777	34,763	33.9%	Runoff		
					Merrifield	Marshall	Security Business Owner	No	3	10,278	34,763	29.6%	No		
			3	Full	Gloria	Todd	Congressional District Director	No	6	9,288	22,856	40.6%	Runoff		
					Whitburn	Stephen	Community Health Educator	No	6	6,543	22,856	28.6%	Runoff		
					Hartley	John	Teacher	No	6	4,018	22,856	17.6%	No		
					Broadway	Paul	Factory Mechanic	No	6	1,428	22,856	6.2%	No		
					Lee	Robert E.	Business Manager	No	6	840	22,856	3.7%	No		
					Hartline	James	Publisher	No	6	739	22,856	3.2%	No		
5	Full		De Maio	Carl	President, Government Watchdog Organization	No	2	19,461	29,414	66.2%	Yes				
			George	George	Business Owner	No	2	9,953	29,414	33.8%	No				
7	Full		Boling	April	Certified Public Accountant/Businesswoman	No	4	13,794	29,632	46.6%	Runoff				
		Emerald	Marti	Consumer Fraud Investigative Reporter	No	4	13,392	29,632	45.2%	Runoff					
		Tos	David	Police Officer	No	4	1,442	29,632	4.9%	No					
		Daniel	Bill	Middle School Teacher	No	4	1,004	29,632	3.4%	No					
MAYOR	Full	Sanders	Jerry	Mayor of San Diego	Yes	5	116,527	214,572	54.3%	Yes					
		Francis	Steve	Businessman	No	5	73,665	214,572	34.3%	No					
		Morrow	Floyd L.	Businessman/Manufacturer	No	5	13,620	214,572	6.3%	No					
		Bidwell	Eric M.	Entrepreneur	No	5	8,368	214,572	3.9%	No					
		Hart	James B.	No Ballot Designation	No	5	2,392	214,572	1.1%	No					

TABLE 2.1 VOTE TOTALS FOR CITY OFFICE CANDIDATES BY COUNTY AND ELECTION DATE, 2008

COUNTY	DATE	CITY	OFFICE	DIS-TRICT/ SEAT	TERM OF OFFICE	CANDIDATE'S LAST NAME	CANDIDATE'S FIRST NAME	CANDIDATE'S BALLOT DESIGNATION	IN- CUM- BENT	NUMBER OF CAN- DIDATES	VOTES FOR CAN- DIDATE	TOTAL VOTES CAST ¹	PER- CENT OF VOTE	ELECTED			
SAN DIEGO (continued)	11/4/2008	Carlsbad	CITY COUNCIL		Full	Kulchin	Ann J.	Council Member/City of Carlsbad	Yes	6	20,484	77,140	26.6%	Yes			
						Blackburn	Keith	Police Sergeant/Businessman	No	6	18,670	77,140	24.2%	Yes			
						Douglas	Farrah	Planning Commissioner/Businesswoman	No	6	17,349	77,140	22.5%	No			
						Arnold	Thomas K.	Business Executive/Editor	No	6	8,399	77,140	10.9%	No			
						Bernard	Glenn R.	Retired USMC Officer	No	6	7,405	77,140	9.6%	No			
						Rodgers	Evan Delaney	College Junior	No	6	4,833	77,140	6.3%	No			
		Chula Vista	CITY COUNCIL		3	Full	Bensoussan	Pamela	Businesswoman/Planning Commissioner	No	2	33,618	67,190	50.0%	Yes		
							Hall	Russ	Special Education Technician	No	2	33,572	67,190	50.0%	No		
							4	Castaneda	Steve	Councilman/Business Owner	Yes	2	36,886	68,567	53.8%	Yes	
								Vinson	Scott	Small Business Owner	No	2	31,681	68,567	46.2%	No	
		Coronado	CITY COUNCIL			Full	Downey	Carrie A.	City Councilmember/Attorney	Yes	5	3,791	13,630	27.8%	Yes		
							Woiwode	Michael J.	Business Owner/Engineer	No	5	3,394	13,630	24.9%	Yes		
							Fagan	Peter L.	Attorney	No	5	2,564	13,630	18.8%	No		
							Hakes	Ledyard B.	Businessman	No	5	2,133	13,630	15.6%	No		
							Jensen	Peter L.	Attorney/Substitute Teacher	No	5	1,748	13,630	12.8%	No		
							MAYOR	Full	Tanaka	Casey	City Councilman/Teacher	Yes	5	3,056	8,791	34.8%	Yes
									Stickel	Tom C.	Coronado Bank Chairman	No	5	1,857	8,791	21.1%	No
									Monroe	Philip A.	Coronado Councilmember	Yes	5	1,740	8,791	19.8%	No
									Denny	Barbara	Environmental Lawyer	No	5	1,524	8,791	17.3%	No
									Tierney	Frank A.	Retired Contracts Manager	No	5	614	8,791	7.0%	No
							Del Mar	CITY COUNCIL			Full	Mosier	Donald	AIDS Researcher	No	3	1,514
		Hilliard	Carl	Incumbent	Yes	3						1,474	4,418	33.4%	Yes		
		Filanc	Mark E.	Civil Engineer	No	3						1,430	4,418	32.4%	Yes		
		El Cajon	CITY COUNCIL			Full	Hanson-Cox	Jillian	El Cajon Councilmember	Yes	11	12,380	61,875	20.0%	Yes		
							McClellan	W.E. "Bob"	Incumbent	Yes	11	9,528	61,875	15.4%	Yes		
							Wells	Bill	College Instructor/Commissioner	No	11	7,914	61,875	12.8%	Yes		
							Martes	John A.	Accountant/Businessman/Consultant	No	11	7,417	61,875	12.0%	No		
							Carlson	Margaret	Retired Teacher	No	11	7,070	61,875	11.4%	No		
Larson	James G.						University Professor	No	11	5,536	61,875	8.9%	No				
Isham	Robert R.						Registered Nurse	No	11	3,364	61,875	5.4%	No				
Minarick	Johnny						Handyman/Student	No	11	2,505	61,875	4.0%	No				
Casper	Sherry						Realtor/Notary Public	No	11	2,245	61,875	3.6%	No				
Van Kirk	Diana						Office Assistant	No	11	2,124	61,875	3.4%	No				
Chuisano	Anthony						Compliance Officer	No	11	1,792	61,875	2.9%	No				

TABLE 2.1 VOTE TOTALS FOR CITY OFFICE CANDIDATES BY COUNTY AND ELECTION DATE, 2008

COUNTY	DATE	CITY	OFFICE	DIS-TRICT/ SEAT	TERM OF OFFICE	CANDIDATE'S LAST NAME	CANDIDATE'S FIRST NAME	CANDIDATE'S BALLOT DESIGNATION	IN- CUM- BENT	NUMBER OF CAN- DIDATES	VOTES FOR CAN- DIDATE	TOTAL VOTES CAST ¹	PER- CENT OF VOTE	ELECTED
SAN DIEGO (continued)	11/4/2008	Encinitas	CITY COUNCIL		Full	Houlihan	Maggie	Councilmember/Retired Educator	Yes	10	12,488	72,475	17.2%	Yes
						Stocks	Jerome	Encinitas City Councilmember/Businessman	Yes	10	10,373	72,475	14.3%	Yes
						Bond	James	Incumbent	Yes	10	9,744	72,475	13.4%	Yes
						Long	Douglas	Plumbing Business Owner	No	10	8,513	72,475	11.7%	No
						Collier	Rachelle	Dental Office Manager	No	10	8,158	72,475	11.3%	No
						Nanninga	Bob	Businessman/Journalist/Teacher	No	10	7,855	72,475	10.8%	No
						Brandenburg	Anthony "Tony"	Judge/Educator	No	10	5,484	72,475	7.6%	No
						Sheffo	Joe	Newspaper Editor	No	10	4,470	72,475	6.2%	No
						Seldin	Harriet	Dentist	No	10	2,940	72,475	4.1%	No
						Aceti	Betsy	Non-Profit Administrator	No	10	2,450	72,475	3.4%	No
Escondido		CITY COUNCIL	Full	Abed	Sam	Councilmember/Business Owner	Yes	6	18,024	66,320	27.2%	Yes		
				Diaz	Olga	Small Business Owner	No	6	17,153	66,320	25.9%	Yes		
				Gallo	Ed	Independent Businessman/Councilman	Yes	6	15,085	66,320	22.7%	No		
				Barron	Richard	Business Owner	No	6	6,487	66,320	9.8%	No		
				Voelker	Chuck	Local Business Owner	No	6	4,864	66,320	7.3%	No		
				French	Dennis M.	Business Owner/Parent	No	6	4,707	66,320	7.1%	No		
				CITY TREASURER	Full	Huggins	Kenneth C.	City Treasurer	Yes	1	30,702	30,702	100.0%	Yes
Imperial Beach		CITY COUNCIL	Full	McLean	Fred	Incumbent	Yes	3	3,756	9,081	41.4%	Yes		
				King	Jim	Businessman/General Contractor	No	3	2,961	9,081	32.6%	Yes		
				Stalheim	M. L. Maxx	Community Planner	No	3	2,364	9,081	26.0%	No		
La Mesa		CITY CLERK	Full	Kennedy	Mary	La Mesa City Clerk	Yes	1	19,007	19,007	100.0%	Yes		
		CITY COUNCIL	Full	Allan	Dave	Councilmember/Retired Firefighter	Yes	3	12,544	33,496	37.4%	Yes		
				Sterling	Ruth	Councilmember/Vocational Nurse	Yes	3	10,932	33,496	32.6%	Yes		
Lemon Grove		CITY COUNCIL	Full	England	Mary	Councilmember/Businesswoman	Yes	6	3,842	13,656	28.1%	Yes		
				Gastil	George	Lemon Grove School Board Member	No	6	3,140	13,656	23.0%	Yes		
				Clabby	Thomas	Councilmember	Yes	6	2,412	13,656	17.7%	No		
				Fine	Paul K.	Attorney/Business Owner	No	6	2,139	13,656	15.7%	No		
				Whitmore	Ranger Dick	Playground Director	No	6	1,191	13,656	8.7%	No		
				Richards	Michael	Businessman	No	6	932	13,656	6.8%	No		
				MAYOR	Full	Sessom	Mara Teresa	Mayor/Instructor	Yes	1	7,317	7,317	100.0%	Yes

TABLE 2.1 VOTE TOTALS FOR CITY OFFICE CANDIDATES BY COUNTY AND ELECTION DATE, 2008

COUNTY	DATE	CITY	OFFICE	DIS-TRICT/ SEAT	TERM OF OFFICE	CANDIDATE'S LAST NAME	CANDIDATE'S FIRST NAME	CANDIDATE'S BALLOT DESIGNATION	IN- CUM BENT	NUMBER OF CAN- DIDATES	VOTES FOR CAN- DIDATE	TOTAL VOTES CAST ¹	PER- CENT OF VOTE	ELECTED
SAN DIEGO (continued)	11/4/2008	National City	CITY CLERK		Full	Dalla	Michael	City Clerk	Yes	1	9,933	9,933	100.0%	Yes
			CITY COUNCIL		Full	Zarate	Rosalie "Toledo"	Councilmember/Businesswoman	No	7	4,076	17,381	23.5%	Yes
						Sotelo-Solis	Alejandra	Program Director	No	7	3,310	17,381	19.0%	Yes
						Alvarado-Rios	Mona	Senior Library Technician	No	7	2,445	17,381	14.1%	No
						Yamane	Ditas	Businesswoman	No	7	2,414	17,381	13.9%	No
						Lopez	Frank	Social Services Director	No	7	2,256	17,381	13.0%	No
						Ungab	Fideles	Appointed Member of the City Council	Yes	7	1,803	17,381	10.4%	No
						Goulet	Bill	Small Businessman	No	7	1,077	17,381	6.2%	No
			CITY TREASURER		Full	Beauchamp	R. Mitchel	Independent Businessman	No	3	4,020	10,596	37.9%	Yes
						Kirk	John	Community Volunteer	No	3	3,315	10,596	31.3%	No
						Gorham	Darryl	Publisher Newsletter	No	3	3,261	10,596	30.8%	No
		Oceanside	CITY CLERK		Full	Wayne	Barbara Riegel	City Clerk	Yes	1	46,888	46,888	100.0%	Yes
			CITY COUNCIL		Full	Sanchez	Esther	Councilmember/Attorney	Yes	8	24,481	100,174	24.4%	Yes
						Feller	Jack	City of Oceanside Councilmember	Yes	8	21,966	100,174	21.9%	Yes
						Lowery	Charles "Chuck"	Business Owner	No	8	19,097	100,174	19.1%	No
						Gibson	Jim	Hi-Tech Business Owner	No	8	13,800	100,174	13.8%	No
						Beck	Zack	Youth Pastor	No	8	8,590	100,174	8.6%	No
						Martin	Rex	Retired 911 Director	No	8	6,919	100,174	6.9%	No
						Lucas	Michael T.	Retired State Supervisor	No	8	3,188	100,174	3.2%	No
						Kratcoski	Rick	Grounds Supervisor	No	8	2,133	100,174	2.1%	No
			CITY TREASURER		Full	Jones	Rosemary R.	City Treasurer	Yes	2	39,987	49,231	81.2%	Yes
						Knott, III	James "Jimmy" H.	Community Volunteer	No	2	9,244	49,231	18.8%	No
			MAYOR		Full	Wood	Jim	Mayor of Oceanside	Yes	2	38,303	58,429	65.6%	Yes
						Chavez	Rocky J.	Deputy Mayor	No	2	20,126	58,429	34.4%	No
		Poway	CITY COUNCIL		Full	Boyack	Merrilee	Poway City Councilmember	Yes	4	11,967	34,081	35.1%	Yes
						Cunningham	Jim	Attorney/Executive Director	No	4	11,161	34,081	32.7%	Yes
						Cross	Chuck	Small Business Owner	No	4	6,370	34,081	18.7%	No
						Collins	Howard	Businessman	No	4	4,583	34,081	13.4%	No
		San Diego	CITY ATTORNEY		Full	Goldsmith	Jan	San Diego Superior Court Judge	No	2	278,830	468,458	59.5%	Yes
						Aguirre	Michael J.	San Diego City Attorney	Yes	2	189,628	468,458	40.5%	No
			CITY COUNCIL	1	Full	Lightner	Sherri S.	Small Business Owner/Engineer	No	2	40,282	77,642	51.9%	Yes
						Thalheimer	Phil	Small Business Owner	No	2	37,360	77,642	48.1%	No
				3	Full	Gloria	Todd	Congressional District Director	No	2	27,922	51,113	54.6%	Yes
						Whitburn	Stephen	Community Health Educator	No	2	23,191	51,113	45.4%	No

TABLE 2.1 VOTE TOTALS FOR CITY OFFICE CANDIDATES BY COUNTY AND ELECTION DATE, 2008

COUNTY	DATE	CITY	OFFICE	DIS-TRICT/ SEAT	TERM OF OFFICE	CANDIDATE'S LAST NAME	CANDIDATE'S FIRST NAME	CANDIDATE'S BALLOT DESIGNATION	IN- CUM BENT	NUMBER OF CAN- DIDATES	VOTES FOR CAN- DIDATE	TOTAL VOTES CAST ¹	PER- CENT OF VOTE	ELECTED
SAN DIEGO (continued)	11/4/2008	San Diego	CITY COUNCIL	7	Full	Emerald	Marti	Consumer Fraud Investigative Reporter	No	2	27,836	55,064	50.6%	Yes
						Boling	April	Certified Public Accountant/Businesswoman	No	2	27,228	55,064	49.4%	No
		San Marcos	CITY COUNCIL	Full	Jones	Rebecca D.	Appointed Councilmember/Businesswoman	Yes	3	14,357	37,550	38.2%	Yes	
					Martin	Hal J.	Councilman/Business Owner/Photographer	Yes	3	14,172	37,550	37.7%	Yes	
					Nelson	Dean	Planning Commissioner/Businessman	No	3	9,021	37,550	24.0%	No	
		Santee	CITY COUNCIL	Full	Dale	Jack E.	City Council Member	Yes	3	12,892	21,051	61.2%	Yes	
					Reyes	Rudy	Archaeologist/Educator/Scientist	No	3	4,499	21,051	21.4%	No	
					Montague	James G. "Jim"	Retired Design Engineer	No	3	3,660	21,051	17.4%	No	
					MAYOR	Full	Voepel	Randy	Mayor/Businessman	Yes	3	17,271	22,068	78.3%
		Lee	John "Jack"	Retired Civil Service			No	3	2,739	22,068	12.4%	No		
		Morrison	Paul A.	Computer Infrastructure Developer			No	3	2,058	22,068	9.3%	No		
		Vista	CITY COUNCIL	Full	Lopez Jr.	Frank	City Councilmember/Restaurateur	Yes	4	12,415	39,571	31.4%	Yes	
					Gronke	Steve	Councilmember/Teacher	Yes	4	11,503	39,571	29.1%	Yes	
					Aguilera	John J.	Investment Advisor/Businessman	No	4	9,038	39,571	22.8%	No	
					Ford	Gene	Community Volunteer	No	4	6,615	39,571	16.7%	No	
		SAN FRANCISCO	County and City Contests included in County Report											
SAN JOAQUIN	6/3/2008	Lathrop	CITY COUNCIL	Full	Oliver	Robert K.	Minister/Educator	No	5	220	983	22.4%	Yes	
					Gleason	Robert "Bob"	Teacher	No	5	213	983	21.7%	No	
					Neilage	Dan Mac	Project Superintendent/Commissioner	No	5	211	983	21.5%	No	
					Rock	John T.	Retired Police Officer	No	5	172	983	17.5%	No	
					Mateo	Christopher	Retired Postal Clerk	No	5	165	983	16.8%	No	
		Stockton	CITY COUNCIL	2	Full	Miller	Kathy	Downtown Executive Director	No	3	2,011	4,059	49.5%	Runoff
						Merriweather	Michael	Businessman	No	3	1,295	4,059	31.9%	Runoff
						Welch	David	Businessman	No	3	741	4,059	18.3%	No
				4	Full	Eley	Chris	Attorney/Business Owner	No	2	2,489	4,970	50.1%	Runoff
						Lowery	Diana	Business Owner	No	2	2,462	4,970	49.5%	Runoff
				6	Full	Fritchen	Dale	School Board Trustee	No	3	1,372	3,234	42.4%	Runoff
						Stebbins	Mark L.	Building Contractor/Businessman	No	3	1,172	3,234	36.2%	Runoff
						Richardson	Wayne	Minister/Senior Counselor	No	3	679	3,234	21.0%	No
				MAYOR	Full	Johnston	Ann	Businesswoman	No	6	10,981	29,072	37.8%	Runoff
						Lee	Clem	City Councilmember/Educator	No	6	8,473	29,072	29.1%	Runoff
						Gutierrez	Steve	San Joaquin County Supervisor	No	6	5,939	29,072	20.4%	No
White	Ralph Lee	Businessman/Entrepreneur	No			6	2,495	29,072	8.6%	No				
Sanchez	Moteczuma Patrick	Veteran/Student/Warehouseman	No			6	614	29,072	2.1%	No				
Alspaugh	Woody Roe	Community Volunteer	No	6	512	29,072	1.8%	No						

TABLE 2.1 VOTE TOTALS FOR CITY OFFICE CANDIDATES BY COUNTY AND ELECTION DATE, 2008

COUNTY	DATE	CITY	OFFICE	DIS-TRICT/ SEAT	TERM OF OFFICE	CANDIDATE'S LAST NAME	CANDIDATE'S FIRST NAME	CANDIDATE'S BALLOT DESIGNATION	IN- CUM- BENT	NUMBER OF CAN- DIDATES	VOTES FOR CAN- DIDATE	TOTAL VOTES CAST ¹	PER- CENT OF VOTE	ELECTED
SAN JOAQUIN (continued)	11/4/2008	Escalon	CITY COUNCIL		Full	Laugero	Jeff	Prosecuting Attorney	No	4	1,594	4,644	34.3%	Yes
						Haskin	Gary L.	Incumbent	Yes	4	1,492	4,644	32.1%	Yes
						Herrero	Matthew E.	Firefighter	No	4	1,223	4,644	26.3%	No
						Webster	David E.	Marketing Consultant/Photographer	No	4	311	4,644	6.7%	No
		Lathrop	CITY COUNCIL		Full	Salcedo	Martha	Appointed Incumbent	Yes	5	1,560	5,666	27.5%	Yes
						Mateo	Christopher	Retired Postal Clerk	No	5	1,309	5,666	23.1%	Yes
						Dresser	Steve	Incumbent	Yes	5	1,280	5,666	22.6%	No
						Ermitanio	Joey	School Treasurer	No	5	815	5,666	14.4%	No
						Valencia	Rosalinda	Chocolateer	No	5	676	5,666	11.9%	No
		MAYOR		Full	Sayles	Kristy	Mayor/Business Owner	Yes	4	1,452	3,865	37.6%	Yes	
					Santos	J. "Chaka"	Entrepreneur/Business Owner	No	4	1,012	3,865	26.2%	No	
					Oliver	Robert K.	Councilmember/Retired Minister	No	4	957	3,865	24.8%	No	
					Rock	John	Retired Police Officer	No	4	434	3,865	11.2%	No	
		Lodi	CITY COUNCIL		Full	Mounce	Joanne L.	Businesswoman	Yes	5	12,953	33,425	38.8%	Yes
						Johnson	Bob	Councilman	Yes	5	9,501	33,425	28.4%	Yes
						Bates	Kelly	Educator/Businessman	No	5	4,963	33,425	14.8%	No
						Khan	Roger	Realtor/Businessman	No	5	2,972	33,425	8.9%	No
						Debaugh	Cliff	Business Owner	No	5	2,756	33,425	8.2%	No
		Manteca	CITY COUNCIL		Full	Debrum	Steve	Incumbent	Yes	8	6,339	32,126	19.7%	Yes
						Moorhead	Debby	Nonprofit Organization Executive	No	8	6,022	32,126	18.7%	Yes
Snyder	Jack C.					Incumbent	Yes	8	5,970	32,126	18.6%	No		
Cantu	Benjamin					Retired City Planner	No	8	4,908	32,126	15.3%	No		
Hall	Michael L.					Student	No	8	2,655	32,126	8.3%	No		
Diaz	John					Mortgage Broker	No	8	2,532	32,126	7.9%	No		
Anderson	Samuel					Business Executive	No	8	2,085	32,126	6.5%	No		
Smith	Tony					Retired Computer Analyst	No	8	1,517	32,126	4.7%	No		
Ripon	CITY COUNCIL		Full	Nutt	Elden "Red"	Retired Police Chief	Yes	6	3,720	14,585	25.5%	Yes		
				Gay	Charlie	Small Business Owner	No	6	3,562	14,585	24.4%	Yes		
				Krebbs	Garry	Retired Construction Inspector	No	6	3,221	14,585	22.1%	Yes		
				Sanguinetti	Jennifer	Agricultural Volunteer	No	6	2,277	14,585	15.6%	No		
				Wild, Jr.	Dale C.	Teamster Truck Driver	No	6	1,043	14,585	7.2%	No		
				Gonzales	Billy	Business Consultant	No	6	725	14,585	5.0%	No		

TABLE 2.1 VOTE TOTALS FOR CITY OFFICE CANDIDATES BY COUNTY AND ELECTION DATE, 2008

COUNTY	DATE	CITY	OFFICE	DIS-TRICT/ SEAT	TERM OF OFFICE	CANDIDATE'S LAST NAME	CANDIDATE'S FIRST NAME	CANDIDATE'S BALLOT DESIGNATION	IN- CUM- BENT	NUMBER OF CAN- DIDATES	VOTES FOR CAN- DIDATE	TOTAL VOTES CAST ¹	PER- CENT OF VOTE	ELECTED		
SAN JOAQUIN (continued)	11/4/2008	Stockton	CITY COUNCIL	2	Full	Miller	Kathy	Downtown Executive Director	No	2	35,548	69,778	50.9%	Yes		
						Merriweather	Michael	Businessman	No	2	34,082	69,778	48.8%	No		
				4	Full	Lowery	Diana	Business Owner	No	2	39,127	69,445	56.3%	Yes		
						Eley	Chris	Attorney/Professor/Businessman	No	2	30,146	69,445	43.4%	No		
				6	Full	Fritchen	Dale	School Board Trustee	No	2	41,006	68,690	59.7%	Yes		
						Stebbins	Mark L.	Building Contractor/Businessman	No	2	27,494	68,690	40.0%	No		
			MAYOR	Full	Johnston	Ann	Businesswoman	No	2	42,224	75,613	55.8%	Yes			
					Lee	Clem	City Councilmember/Teacher	No	2	33,144	75,613	43.8%	No			
			Tracy	11/4/2008	Tracy	CITY CLERK	Full	Edwards	Sandra	Incumbent	Yes	1	19,005	19,234	98.8%	Yes
						CITY COUNCIL	Full	Maciel	Michael	Retired Police Captain	No	5	11,265	37,256	30.2%	Yes
								Abercrombie	Steve	Appointed Incumbent	Yes	5	10,177	37,256	27.3%	Yes
								Sundberg	Irene	Business Owner/Councilmember	Yes	5	6,504	37,256	17.5%	No
								Gamino	Larry	Community Volunteer	No	5	5,951	37,256	16.0%	No
								Hite	Larry	Inspector/Businessman	No	5	3,288	37,256	8.8%	No
CITY TREASURER	Full	McCray				Raymond W.	Incumbent	Yes	1	18,446	18,668	98.8%	Yes			
MAYOR	Full	Ives				Brent H.	Mayor/Superintendent	Yes	3	10,186	23,338	43.6%	Yes			
		Garamendi				Celeste	Healthcare Executive/Consultant	No	3	8,849	23,338	37.9%	No			
		Tolbert				Evelyn	Tracy City Councilperson	No	3	4,221	23,338	18.1%	No			
SAN LUIS OBISPO	6/3/2008	Morro Bay	CITY COUNCIL	Full	Borchard	Carla	Business Owner	No	8	1,636	7,147	22.9%	Runoff			
					Smukler	Noah	Public Works Boardmember	No	8	1,466	7,147	20.5%	Runoff			
					Peirce	W. "Bill"	Incumbent	Yes	8	1,154	7,147	16.1%	Runoff			
					Ewing	Roger	Retired	No	8	979	7,147	13.7%	Runoff			
					Theis	Mick	Business Owner	No	8	629	7,147	8.8%	No			
					Wilkie	Andrew	Teacher	No	8	568	7,147	7.9%	No			
					Barrett	Jack	Businessman	No	8	376	7,147	5.3%	No			
					Racano	Joey	Musician	No	8	323	7,147	4.5%	No			
			MAYOR	Full	Leage	George	Business Owner	No	4	1,367	3,783	36.1%	Runoff			
					Peters	Janice	Incumbent	Yes	4	1,156	3,783	30.6%	Runoff			
					De Meritt	Melody	Councilmember	No	4	945	3,783	25.0%	No			
					Hughes	R. Pepper	Businesswoman	No	4	300	3,783	7.9%	No			

TABLE 2.1 VOTE TOTALS FOR CITY OFFICE CANDIDATES BY COUNTY AND ELECTION DATE, 2008

COUNTY	DATE	CITY	OFFICE	DIS-TRICT/ SEAT	TERM OF OFFICE	CANDIDATE'S LAST NAME	CANDIDATE'S FIRST NAME	CANDIDATE'S BALLOT DESIGNATION	IN- CUM- BENT	NUMBER OF CAN- DIDATES	VOTES FOR CAN- DIDATE	TOTAL VOTES CAST ¹	PER- CENT OF VOTE	ELECTED		
(continued)	11/4/2008	Atascadero	CITY COUNCIL		Full	Fonzi	Roberta	Planning Commission	No	6	8,226	31,413	26.2%	Yes		
						Clay, Jr.	Jerry L.	City Councilman	Yes	6	7,317	31,413	23.3%	Yes		
						Kelley	Bob	Businessman	No	6	5,689	31,413	18.1%	Yes		
						Colamarino	Len	Lawyer/Business Principal and Consultant	No	6	3,939	31,413	12.5%	No		
						Heatherington	Pamela	Medical Office Manager	No	6	3,763	31,413	12.0%	No		
						Heinemann	Bret	Educator and Writer	No	6	2,290	31,413	7.3%	No		
		Grover Beach	CITY COUNCIL		Full	Bright	Karen	Appointed Incumbent	Yes	3	2,626	7,011	37.5%	Yes		
						Peterson	Debbie	Realtor	No	3	2,365	7,011	33.7%	Yes		
						Doukas	Liz	Court Reporter	No	3	1,978	7,011	28.2%	No		
						MAYOR		Full	Shoals	John P.	Council Member	No	2	3,032	4,895	61.9%
		Morro Bay	CITY COUNCIL		Full	Ashton	Chuck	City Council Member	No	2	1,841	4,895	37.6%	No		
						Smukler	Noah	Small Business Owner	No	4	3,365	10,209	33.0%	Yes		
						Borchard	Carla	Business Owner	No	4	2,833	10,209	27.8%	Yes		
						Peirce	W. "Bill"	Incumbent	Yes	4	2,136	10,209	20.9%	No		
						Ewing	Roger	Retired Photographer	No	4	1,838	10,209	18.0%	No		
						MAYOR		Full	Peters	Janice	Incumbent	Yes	2	2,912	5,843	49.8%
		Paso Robles	CITY CLERK		Full	Leage	George	Morro Bay Businessman	No	2	2,865	5,843	49.0%	No		
						Fansler	Dennis	Incumbent	Yes	1	8,782	8,886	98.8%	Yes		
						CITY COUNCIL	Strong	Fred	City Council Member	Yes	5	5,140	18,800	27.3%	Yes	
							Gilman	Nick	Architect	No	5	4,998	18,800	26.6%	Yes	
							Steinbeck	Ed	Realtor	No	5	4,522	18,800	24.1%	No	
							Fransen, Jr.	Donald S.	Small Business Owner	No	5	2,324	18,800	12.4%	No	
							Franklin	Daniel J.	Locksmith	No	5	1,761	18,800	9.4%	No	
						CITY TREASURER	Full	Compton	Michael J.	Incumbent	Yes	1	8,840	8,957	98.7%	Yes
						MAYOR	Picano	Duane	Councilman	No	4	4,610	11,272	40.9%	Yes	
							Nemeth	Gary Allen	Retired Police Officer	No	4	4,569	11,272	40.5%	No	
		Borst	John	College Instructor/Management	No		4	1,347	11,272	11.9%	No					
Norman	Jim	Marketing Consultant	No	4	707		11,272	6.3%	No							
Pismo Beach	CITY COUNCIL		Full	Waage	Ed	Planning Commissioner	No	3	2,775	6,609	42.0%	Yes				
				Ehring	Ted	Incumbent	Yes	3	2,701	6,609	40.9%	Yes				
				King	Wayne	Retired Inventor	No	3	1,083	6,609	16.4%	No				
				MAYOR	Reiss	Mary Ann	Incumbent	Yes	2	2,866	4,556	62.9%	Yes			
					RabenaIdt	Bill	Councilmember	No	2	1,652	4,556	36.3%	No			

TABLE 2.1 VOTE TOTALS FOR CITY OFFICE CANDIDATES BY COUNTY AND ELECTION DATE, 2008

COUNTY	DATE	CITY	OFFICE	DIS- TRICT/ SEAT	TERM OF OFFICE	CANDIDATE'S LAST NAME	CANDIDATE'S FIRST NAME	CANDIDATE'S BALLOT DESIGNATION	IN- CUM BENT	NUMBER OF CAN- DIDATES	VOTES FOR CAN- DIDATE	TOTAL VOTES CAST ¹	PER- CENT OF VOTE	ELECTED
SAN LUIS OBISPO (continued)	11/4/2008	San Luis Obispo	CITY COUNCIL		Full	Marx	Jan	Businesswoman/Attorney/Mediator	No	6	8,571	33,609	25.5%	Yes
						Ashbaugh	John B.	Educator	No	6	7,714	33,609	23.0%	Yes
						Brown	Paul	Councilman/Restaurant Owner	Yes	6	7,217	33,609	21.5%	No
						Carpenter	Dan	SLO Planning Commissioner	No	6	6,689	33,609	19.9%	No
						Ruiz	Arnold	Retired Barber	No	6	1,827	33,609	5.4%	No
						Nelson	Marcia	Flight Attendant	No	6	1,517	33,609	4.5%	No
						MAYOR	Full	Romero	Dave	Mayor	Yes	2	13,234	19,539
		Mohan	Terry	Truck Driver	No	2	6,136	19,539	31.4%	No				
SAN MATEO	6/3/2008	Atherton	CITY COUNCIL		Short	Dobbie	James "Jim"	Retired Business Executive	No	2	1,137	1,950	58.3%	Yes
						Lewis	Elizabeth	Commercial Real Estate	No	2	813	1,950	41.7%	No
	11/4/2008	Atherton	CITY COUNCIL		Full	McKeithen	Kathy	Incumbent	Yes	5	1,856	6,752	27.5%	Yes
						Lewis	Elizabeth	Business Owner	No	5	1,775	6,752	26.3%	Yes
						Henig	David	Architect	No	5	1,331	6,752	19.7%	No
						Moore	Richard "Dick"	Retired Police Chief	No	5	1,319	6,752	19.5%	No
						Goodman	Sam R.	Executive/University Professor	No	5	471	6,752	7.0%	No
	Colma	CITY COUNCIL	Full	Gonzalez	Raquel "Ray"	City Treasurer	No	4	304	1,026	29.6%	Yes		
				Corvin	Diana I.	Appointed Incumbent	Yes	4	268	1,026	26.1%	Yes		
				Silva	Joseph A.	Incumbent	Yes	4	242	1,026	23.6%	Yes		
				Casanas	Charito A.	Hearing Representative	No	4	212	1,026	20.7%	No		
	Daly City	CITY CLERK	Full	Hipona	Annette	School Board President/Community	No	2	15,579	25,615	60.8%	Yes		
				Proano	Teresa	Businesswoman/Community Activist	No	2	10,036	25,615	39.2%	No		
	CITY COUNCIL	Full	Torres	Sal	Councilmember/Attorney	Yes	3	13,873	39,914	34.8%	Yes			
			Canepa	David J.	Business Development Manager	No	3	13,668	39,914	34.2%	Yes			
			Christensen	Judith	Councilmember	Yes	3	12,373	39,914	31.0%	No			
	CITY TREASURER	Full	Zidich	Anthony J. "Tony"	City Treasurer	Yes	1	23,425	23,425	100.0%	Yes			
East Paolo Alto	CITY COUNCIL	Full	Romero	Carlos	Affordable Housing Developer	No	9	2,211	13,542	16.3%	Yes			
			Martinez	Laura	Youth Program Director	No	9	2,037	13,542	15.0%	Yes			
			Evans	A. Peter	Incumbent	Yes	9	1,989	13,542	14.7%	Yes			
			Fort	Douglas J.	Counselor	No	9	1,808	13,542	13.4%	No			
			Huerta	Bernardo G.	Planning Commissioner, Tradesman	No	9	1,529	13,542	11.3%	No			
			Mitchell	Goro	Executive Director	No	9	1,430	13,542	10.6%	No			
			Palesoo	M.F. Chester	Administrator, Community Leader, Educator	No	9	1,236	13,542	9.1%	No			
			Tschang	David	Workspace, Culture Change Entrepreneur	No	9	753	13,542	5.6%	No			
Fracois	Michael	Outside Plant Technician	No	9	549	13,542	4.1%	No						

TABLE 2.1 VOTE TOTALS FOR CITY OFFICE CANDIDATES BY COUNTY AND ELECTION DATE, 2008

COUNTY	DATE	CITY	OFFICE	DIS-TRICT/ SEAT	TERM OF OFFICE	CANDIDATE'S LAST NAME	CANDIDATE'S FIRST NAME	CANDIDATE'S BALLOT DESIGNATION	IN- CUM- BENT	NUMBER OF CAN- DIDATES	VOTES FOR CAN- DIDATE	TOTAL VOTES CAST ¹	PER- CENT OF VOTE	ELECTED						
SAN MATEO (continued)	11/4/2008	Menlo Park	CITY COUNCIL		Full	Fergusson	Kelly	Incumbent	Yes	3	8,918	22,285	40.0%	Yes						
						Cohen	Andrew "Andy"	Incumbent	Yes	3	7,355	22,285	33.0%	Yes						
						Ciardella	Richard	Local Business Owner	No	3	6,012	22,285	27.0%	No						
		Pacifica	CITY COUNCIL		Full	Nihart	Mary Ann	Nurse Practitioner/Businesswoman	No	5	8,944	29,188	30.6%	Yes						
						Dejarnatt	Pete	Incumbent	Yes	5	6,837	29,188	23.4%	Yes						
						Hinton	Cal	Incumbent	Yes	5	6,386	29,188	21.9%	No						
						Simons	Jeffrey	Businessman	No	5	4,508	29,188	15.4%	No						
						Schlesinger	Tod M.	Businessman	No	5	2,513	29,188	8.6%	No						
						SANTA BARBARA	11/4/2008	Buellton	CITY COUNCIL		Full	Sierra	Holly	Postmaster	No	6	990	3,254	30.4%	Yes
						King	Dave					Retired CHP Officer	No	6	663	3,254	20.4%	Yes		
Neary	James R.	Chiropractor	No	6	526	3,254	16.2%					No								
Signa	Candice	Realtor/Business Owner	No	6	429	3,254	13.2%					No								
Macaluso, Sr.	Jon M.	Manager/BUSD Trustee	No	6	334	3,254	10.3%					No								
Dorwin	John Kenneth	Attorney/Notary Public	No	6	312	3,254	9.6%					No								
Carpinteria	CITY COUNCIL		Full	Armendariz	Joe	Incumbent	Yes					4	2,484	9,261	26.8%	Yes				
				Reddington	Kathleen	Teacher/Journalist	No					4	2,351	9,261	25.4%	Yes				
				McWhirter	Steve	Business Owner	No					4	2,285	9,261	24.7%	No				
				McQuary	Chuck	Transit Consultant	No					4	2,141	9,261	23.1%	No				
Goleta	CITY COUNCIL		Full	Connell	Margaret	Community Volunteer	No					4	6,344	22,336	28.4%	Yes				
				Easton	Edward	Goleta Planning Commissioner	No					4	5,965	22,336	26.7%	Yes				
				Gilman	Don	Engineer/Business Owner	No					4	5,265	22,336	23.6%	No				
				Blois	Jean W.	Incumbent	Yes					4	4,762	22,336	21.3%	No				
Guadalupe	CITY COUNCIL		Full	Julian	Ariston D.	Business Manager	Yes					2	936	1,795	52.1%	Yes				
				Ponce	Virgina M.	Retired	Yes					2	859	1,795	47.9%	Yes				
	MAYOR		Full	Alvarez	Guadalupe "Lupe"	Mayor	Yes					1	1,198	1,198	100.0%	Yes				
Lompoc	CITY COUNCIL		Full	Martner	Cecilia	Program Manager/Engineer	No					6	4,963	20,111	24.7%	Yes				
				Lingl	Bob	Clinical Scientist	No					6	4,722	20,111	23.5%	Yes				
				Schuy	William "Will"	Incumbent	Yes					6	3,694	20,111	18.4%	No				
				Tullis	Darrell Wade	Telephone Systems Supervisor	No					6	2,955	20,111	14.7%	No				
				Holmdahl	DeWayne	Incumbent	Yes					6	2,524	20,111	12.6%	No				
				Grill	David	Real Estate Broker	No					6	1,253	20,111	6.2%	No				
					MAYOR	Full	Deweese					Dick	Mayor	Yes	3	4,496	11,799	38.1%	Yes	
							Linn					John H.	Small Business Owner	No	3	4,416	11,799	37.4%	No	
							Sinn					Dulcie	Educator/Businesswoman	No	3	2,887	11,799	24.5%	No	

TABLE 2.1 VOTE TOTALS FOR CITY OFFICE CANDIDATES BY COUNTY AND ELECTION DATE, 2008

COUNTY	DATE	CITY	OFFICE	DIS- TRICT/ SEAT	TERM OF OFFICE	CANDIDATE'S LAST NAME	CANDIDATE'S FIRST NAME	CANDIDATE'S BALLOT DESIGNATION	IN- CUM- BENT	NUMBER OF CAN- DIDATES	VOTES FOR CAN- DIDATE	TOTAL VOTES CAST ¹	PER- CENT OF VOTE	ELECTED		
SANTA BARBARA (continued)	11/4/2008	Santa Maria	CITY CLERK		Full	Rodriguez	Patti M.	Incumbent	Yes	1	17,992	17,992	100.0%	Yes		
			CITY COUNCIL		Full	Cordero	Mike	City of Santa Maria Police Lieutenant	No	3	12,949	31,233	41.5%	Yes		
						Orach	Bob	Incumbent	Yes	3	9,166	31,233	29.3%	Yes		
						Truj	Lionel G. "Leo"	Councilman/Retired Businessman	Yes	3	9,118	31,233	29.2%	No		
		CITY TREASURER		Full	Hall	Teressa L.	City Treasurer	Yes	1	17,898	17,898	100.0%	Yes			
		MAYOR		Full	Lavagnino	Larry	Mayor	Yes	2	15,774	20,487	77.0%	Yes			
					Armenta	Ernest S.	No Ballot Designation	No	2	4,713	20,487	23.0%	No			
		Solvang	CITY COUNCIL		Full	Duus	Hans	Business Owner	No	3	931	2,402	38.8%	Yes		
						Palmer	Ken	Solvang Council Member	Yes	3	899	2,402	37.4%	No		
						Johnstone	Lammy O.	Businesswoman	No	3	572	2,402	23.8%	No		
				MAYOR		Full	Richardson	Jim	Solvang Councilman	No	2	1,648	2,520	65.4%	Yes	
							Jackson	Linda C.	Solvang Chamber Director	No	2	872	2,520	34.6%	No	
				SANTA CLARA	2/5/2008	Cupertino	CITY COUNCIL		Short	Santoro	Mark	Governing Board Member, Santa Clara Co BoE	No	3	7,572	14,004
								Ho	T.N.	Realtor	No	3	5,329	14,004	38.1%	No
		Wei	Chihua					Engineer	No	3	1,103	14,004	7.9%	No		
6/3/2008	San Jose	CITY COUNCIL	2		Full	Kalra	Ash	Attorney/Law Professor	Yes	6	4,764	11,286	42.2%	Runoff		
						Adams	Jacquelyn "Jackie"	Board Member, Oak Grove School District	No	6	2,095	11,286	18.6%	Runoff		
						Singh	Ram	Professor/Civil Engineer	No	6	2,083	11,286	18.5%	No		
						Scarlett	Ted	Businessman/Entrepreneur	No	6	896	11,286	7.9%	No		
						Rice-Sanchez	Nicholas J.	Council Assistant	No	6	800	11,286	7.1%	No		
						Thang	Bui	Real Estate Instructor	No	6	648	11,286	5.7%	No		
						4	Full	Chu	Kansen	San Jose Council Member	Yes	1	10,590	10,590	100.0%	Yes
						6	Full	Oliverio	Pierluigi	District 6 Councilmember	Yes	1	10,866	10,866	100.0%	Yes
						8	Full	Herrera	Rose	Businesswoman	Yes	8	3,313	14,222	23.3%	Runoff
								Waite	Pat	Community Volunteer	No	8	2,954	14,222	20.8%	Runoff
								Mann	Craig	Board Member, Santa Clara Co BoE	No	8	1,998	14,222	14.0%	No
Duong	Minh	Small Business Owner	No	8	1,784			14,222	12.5%	No						
Nguyen	Lan	Small Business Owner	No	8	1,457			14,222	10.2%	No						
Alvarez	Sylvia	Member, Evergreen Board of Trustees	No	8	1,437			14,222	10.1%	No						
Le	Van	Business Woman	No	8	1,003			14,222	7.1%	No						
Jackson	Galvin D.	Realtor/Loan Officer	No	8	276	14,222	1.9%	No								
10	Full	Pyle	Nancy	San Jose City Council Member	Yes	2	11,402	12,757	89.4%	Yes						
		M.	Ashraf	Real Estate Developer	No	2	1,355	12,757	10.6%	No						

TABLE 2.1 VOTE TOTALS FOR CITY OFFICE CANDIDATES BY COUNTY AND ELECTION DATE, 2008

COUNTY	DATE	CITY	OFFICE	DIS-TRICT/ SEAT	TERM OF OFFICE	CANDIDATE'S LAST NAME	CANDIDATE'S FIRST NAME	CANDIDATE'S BALLOT DESIGNATION	IN- CUM- BENT	NUMBER OF CAN- DIDATES	VOTES FOR CAN- DIDATE	TOTAL VOTES CAST ¹	PER- CENT OF VOTE	ELECTED	
SANTA CLARA (continued)	11/4/2008	Campbell	CITY CLERK		Full	Bybee	Anne Coyne	City Clerk	Yes	1	12,069	12,069	100.0%	Yes	
			CITY COUNCIL		Full	Kotowski	Michael F.	Business Owner	No	4	6,956	20,537	33.9%	Yes	
						Baker	Jason	Attorney	No	4	5,774	20,537	28.1%	Yes	
						Walker	Matt	Father/Property Manager	No	4	4,037	20,537	19.7%	No	
						Barclay, III	David James	College Student	No	4	3,770	20,537	18.4%	No	
			CITY TREASURER		Full	Kennedy	Gerald	Incumbent	Yes	1	11,915	11,915	100.0%	Yes	
		Los Altos Hills	CITY COUNCIL		Full	Larsen	Rich	Vice-President, Technology Company	No	6	2,564	12,030	21.3%	Yes	
							Mordo	Jean "John" H.	Incumbent	Yes	6	2,392	12,030	19.9%	Yes
							Summit	Ginger	Educator/Author	No	6	2,384	12,030	19.8%	Yes
							Abraham	Jim	Planning Commissioner	No	6	1,627	12,030	13.5%	No
							Casey	Toni C.	Government Affairs Consultant	No	6	1,585	12,030	13.2%	No
							Vidovich	John	Builder/Farmer	No	6	1,478	12,030	12.3%	No
		Los Gatos	CITY COUNCIL		Full	Rice	Steve	Financial Planner	No	4	7,024	23,577	29.8%	Yes	
							Spector	Barbara	Incumbent	Yes	4	7,018	23,577	29.8%	Yes
							Kane	Michael	Businessman/Planning Commissioner	No	4	4,923	23,577	20.9%	No
							Dallas	Peggy	Architect/Mother	No	4	4,612	23,577	19.6%	No
		Milpitas	CITY COUNCIL		Full	McHugh	Pete "Primo"	County Supervisor	No	4	10,550	28,177	37.4%	Yes	
							Giordano	Debbie	Councilmember/Home Realtor	Yes	4	7,654	28,177	27.2%	Yes
							Pham	Heidi	Probation Community Worker	No	4	6,775	28,177	24.0%	No
							Hassan	Ola Robert	Business Owner/Technologist	No	4	3,198	28,177	11.3%	No
				MAYOR		Full	Livengood	Bob	Councilmember/Sheriff's Analyst	No	2	11,829	18,498	63.9%	Yes
							Donnelly	Craig	Assembly District Director	Yes	2	6,669	18,498	36.1%	No
			Monte Sereno	CITY COUNCIL		Full	Garner	Susan	Geologist	No	2	1,173	2,283	51.4%	Yes
								Malloy	Lana	Community Volunteer	No	2	1,110	2,283	48.6%
		Morgan Hill	CITY CLERK		Full	Torrez	Irma	City Clerk	Yes	1	12,390	12,390	100.0%	Yes	
			CITY COUNCIL		Full	Carr	Larry	Incumbent	Yes	3	7,883	21,004	37.5%	Yes	
							Librers	Marilyn	Nonprofit Director	No	3	7,142	21,004	34.0%	Yes
							Grzan	Mark	Incumbent	Yes	3	5,979	21,004	28.5%	No
				CITY TREASURER		Full	Roorda	Michael J.	Incumbent	Yes	1	11,864	11,864	100.0%	Yes
				MAYOR		Full	Tate	Steve	Mayor, City of Morgan Hill	Yes	1	12,665	12,665	100.0%	Yes

TABLE 2.1 VOTE TOTALS FOR CITY OFFICE CANDIDATES BY COUNTY AND ELECTION DATE, 2008

COUNTY	DATE	CITY	OFFICE	DIS- TRICT/ SEAT	TERM OF OFFICE	CANDIDATE'S LAST NAME	CANDIDATE'S FIRST NAME	CANDIDATE'S BALLOT DESIGNATION	IN- CUM BENT	NUMBER OF CAN- DIDATES	VOTES FOR CAN- DIDATE	TOTAL VOTES CAST ¹	PER- CENT OF VOTE	ELECTED		
SANTA CLARA (continued)	11/4/2008	Mountain View	CITY COUNCIL		Full	Macias	Laura	Incumbent	Yes	9	13,764	77,696	17.7%	Yes		
						Means	Tom	Incumbent	Yes	9	11,826	77,696	15.2%	Yes		
						Kasperzak	Mike	Mediator	No	9	10,717	77,696	13.8%	Yes		
						Inks	John	Retired Aerospace Engineer	No	9	10,583	77,696	13.6%	Yes		
						McAlister	John R.	Business Owner	No	9	7,932	77,696	10.2%	No		
						Clark	Chris	Senior Operations Manager	No	9	7,604	77,696	9.8%	No		
						Crank	Alicia	Search Marketing Specialist	No	9	6,443	77,696	8.3%	No		
						Gordon	Tracy	Parent	No	9	4,608	77,696	5.9%	No		
		Wang	Diana	Real Estate Agent	No	9	4,219	77,696	5.4%	No						
		San Jose	CITY COUNCIL	2	Full	Kalra	Ash	Attorney/Law Professor	No	2	15,639	28,734	54.4%	Yes		
						Adams	Jacquelyn "Jackie"	Board Member, Oak Grove School District	No	2	13,095	28,734	45.6%	No		
						8	Full	Herrera	Rose	Businesswoman	No	2	17,383	33,508	51.9%	Yes
						Waite	Pat	Community Volunteer	No	2	16,125	33,508	48.1%	No		
		Santa Clara	CITY CLERK	Full	Diridon, Jr.	Rod	City Clerk/Auditor	Yes	1	27,293	27,293	100.0%	Yes			
CITY COUNCIL	3				Full	Kennedy	Will	Santa Clara Councilmember/Attorney	Yes	3	17,941	30,997	57.9%	Yes		
			Emerson	Mary		Business Operations Manager	No	3	8,603	30,997	27.8%	No				
			Bouza	Mario		Businessman	No	3	4,453	30,997	14.4%	No				
4	Full		Moore	Kevin	Santa Clara City Councilmember	Yes	1	26,021	26,021	100.0%	Yes					
			6	Full	Matthews	Jamie L.	City Administrator/Father	No	2	19,177	30,304	63.3%	Yes			
					Lowery	Brian P.	Engineer/Business Owner	No	2	11,127	30,304	36.7%	No			
			7	Full	McLeod	Jamie	Councilwoman/Environmental Planner	Yes	3	18,278	30,702	59.5%	Yes			
					Blair	Chuck	Santa Clara Businessperson	No	3	8,283	30,702	27.0%	No			
O'Donnell	Ciaran Gerard				Software Engineer	No	3	4,141	30,702	13.5%	No					
POLICE CHIEF	Full	Lodge	Steve	Santa Clara's Police Chief	Yes	1	27,824	27,824	100.0%	Yes						
Saratoga	CITY COUNCIL	Full	Miller	Howard	Engineering Manager	No	4	8,029	25,835	31.1%	Yes					
			Nagpal	Susie V.	Environmental Engineer/Consultant	No	4	7,247	25,835	28.1%	Yes					
			Kao	Aileen	Incumbent	Yes	4	5,954	25,835	23.0%	No					
			Lo	Emily	Business Owner	No	4	4,605	25,835	17.8%	No					
SANTA CRUZ	11/4/2008	Capitola	CITY COUNCIL	Full	Norton	Dennis R.	Home Designer	No	4	2,183	7,694	28.4%	Yes			
					Nicol	Kirby	Incumbent	Yes	4	2,114	7,694	27.5%	Yes			
					Termini	Michael	Incumbent	Yes	4	2,071	7,694	26.9%	No			
					Jennings	Ellen A.	Mental Health Administrator	No	4	1,285	7,694	16.7%	No			
		CITY TREASURER	Full	Bertrand	Jacques	Marketing Manager	No	1	3,323	3,396	97.9%	Yes				

TABLE 2.1 VOTE TOTALS FOR CITY OFFICE CANDIDATES BY COUNTY AND ELECTION DATE, 2008

COUNTY	DATE	CITY	OFFICE	DIS-TRICT/ SEAT	TERM OF OFFICE	CANDIDATE'S LAST NAME	CANDIDATE'S FIRST NAME	CANDIDATE'S BALLOT DESIGNATION	IN- CUM- BENT	NUMBER OF CAN- DIDATES	VOTES FOR CAN- DIDATE	TOTAL VOTES CAST ¹	PER- CENT OF VOTE	ELECTED
SANTA CRUZ (continued)	11/4/2008	Santa Cruz	CITY COUNCIL		Full	Coonerty	Ryan	Teacher/Author	Yes	10	17,056	88,239	19.3%	Yes
						Lane	Don	Nonprofit Organization Administrator	No	10	13,944	88,239	15.8%	Yes
						Beiers	Katherine	Retired Academic Librarian	No	10	11,642	88,239	13.2%	Yes
						Madrigal	Tony	City Councilmember	Yes	10	11,365	88,239	12.9%	Yes
						Terrazas	David	Transit Manager/Attorney	No	10	11,320	88,239	12.8%	No
						Fitzmaurice	Tim	University Lecturer	No	10	9,171	88,239	10.4%	No
						Kenyatta	Simba	Community Volunteer	No	10	5,105	88,239	5.8%	No
						Molyneux	Lisa J.	Businesswoman/Broadcast Engineer	No	10	4,224	88,239	4.8%	No
						Cabrera	Blas Jacob "Jay"	Health/Wellness Coach	No	10	2,166	88,239	2.5%	No
						Canada	J. Craig	Systems Analyst	No	10	1,945	88,239	2.2%	No
Scotts Valley	CITY COUNCIL	Full	Bustichi	Dene	Incumbent	Yes	7	3,487	14,714	23.7%	Yes			
			Johnson	Randy	Scotts Valley City Councilmember	Yes	7	3,467	14,714	23.6%	Yes			
			Lind	Donna R.	Retired Police Sergeant	No	7	3,336	14,714	22.7%	Yes			
			Walker	Chuck	Business Analyst	No	7	1,372	14,714	9.3%	No			
			Machado	Caryn	No Ballot Designation	No	7	1,170	14,714	8.0%	No			
			Kertai	Frank Z.	Business Consultant	No	7	1,089	14,714	7.4%	No			
			Jager	Sherilyn	Bookkeeper	No	7	773	14,714	5.3%	No			
Watsonville	CITY COUNCIL	1	Full	Bersamin	Manuel Quintero	Incumbent	Yes	2	338	670	50.4%	Yes		
				Gonzalez	Gabriel	Businessman/Father	No	2	327	670	48.8%	No		
		2	Full	Alejo	Luis	Attorney	No	2	593	772	76.8%	Yes		
				Ortiz	Joe	Carpenter	No	2	171	772	22.2%	No		
		6	Full	Martinez	Emilio	Business Consultant/Investigator	No	3	786	1,707	46.0%	Yes		
				Din	Edward	Incumbent	Yes	3	665	1,707	39.0%	No		
Gomez	Tony	Equipment Mechanic	No	3	242	1,707	14.2%	No						
SHASTA	11/4/2008	Anderson	CITY COUNCIL	Full	Hunt	Melissa	Appointed Incumbent	Yes	4	1,968	6,558	30.0%	Yes	
					Yarbrough	James	Business Owner	No	4	1,722	6,558	26.3%	Yes	
					Comnick	Norma R.	Incumbent	Yes	4	1,645	6,558	25.1%	Yes	
					Burnett	Phil	Incumbent	Yes	4	1,223	6,558	18.6%	No	
		Redding	CITY COUNCIL	Full	McArthur	Missy	Businesswoman/Community Advocate	No	8	13,986	63,881	21.9%	Yes	
					Dickerson	Richard "Dick"	Incumbent	Yes	8	13,324	63,881	20.9%	Yes	
					Murray	Ken	Councilman	Yes	8	12,989	63,881	20.3%	No	
					Cadd	Gary	Retired Oil Field Tech	No	8	8,127	63,881	12.7%	No	
					Hunt	Russell K.	Science Teacher	No	8	4,526	63,881	7.1%	No	

TABLE 2.1 VOTE TOTALS FOR CITY OFFICE CANDIDATES BY COUNTY AND ELECTION DATE, 2008

COUNTY	DATE	CITY	OFFICE	DIS-TRICT/ SEAT	TERM OF OFFICE	CANDIDATE'S LAST NAME	CANDIDATE'S FIRST NAME	CANDIDATE'S BALLOT DESIGNATION	IN- CUM- BENT	NUMBER OF CAN- DIDATES	VOTES FOR CAN- DIDATE	TOTAL VOTES CAST ¹	PER- CENT OF VOTE	ELECTED	
SHASTA (continued)	11/4/2008	Redding	CITY COUNCIL		Full	McDilda	Jim	Independent Businessman	No	8	4,425	63,881	6.9%	No	
						Oxley	Terry W.	Businessman/Pastor	No	8	3,952	63,881	6.2%	No	
						Wood	John Edwin	Retired Truck Driver	No	8	2,552	63,881	4.0%	No	
				CITY TREASURER	Full	Detwiler	Leslie C.	Appointed Incumbent	Yes	1	25,468	25,468	100.0%	Yes	
SIERRA	No City Contests														
SISKIYOU	6/3/2008	Montague	CITY COUNCIL		Full	Hammond	John	City Councilman	No	5	261	893	29.2%	Yes	
						Keller	Jayne M.	City Treasurer	No	5	231	893	25.9%	Yes	
						Robustellini	Philip S.	Incumbent	Yes	5	215	893	24.1%	Yes	
						Hayes	Doug	Entrepreneur	No	5	94	893	10.5%	No	
						White	Mark	Homemaker	No	5	87	893	9.7%	No	
							Short	Blanchard	Trina	No Ballot Designation	No	2	248	317	78.2%
					Meigs	LuAna	Entrepreneur/Homemaker/Student	No	2	64	317	20.2%	No		
				Yreka	CITY CLERK	Full	Casson	Elizabeth E.	Incumbent	Yes	1	1,698	1,706	99.5%	Yes
					CITY COUNCIL	Full	Darrow	Jason	Small Business Owner	No	4	880	3,264	27.0%	Yes
							Simmen	David	Home Builder	No	4	878	3,264	26.9%	Yes
							McCoy	Paul	Principal	No	4	806	3,264	24.7%	No
		Young	Steve				No Ballot Designation	No	4	674	3,264	20.6%	No		
		CITY TREASURER	Full	Pavlik	Michael S.	Incumbent	Yes	1	1,701	1,714	99.2%	Yes			
		11/4/2008	Dorris	CITY CLERK	Full	Ferr	Shelly L.	Incumbent	Yes	1	220	228	96.5%	Yes	
				CITY COUNCIL	Full	Barkman	Julie	No Ballot Designation	No	5	192	632	30.4%	Yes	
						Clontz	Liz	City Council Member	Yes	5	144	632	22.8%	Yes	
						Hickman	Harry A.	Council Member	Yes	5	113	632	17.9%	Yes	
						Cockrell	Vicki	Historian	No	5	96	632	15.2%	No	
						Stewart	Barbara A.	No Ballot Designation	No	5	75	632	11.9%	No	
				CITY TREASURER	Full	Terry	Jerry V.	Incumbent	Yes	1	233	235	99.1%	Yes	
				Etna	CITY COUNCIL	Full	Ely	Franklin J.	Retired Teacher	No	3	253	641	39.5%	Yes
	Seward						Marilyn B.	No Ballot Designation	No	3	199	641	31.0%	Yes	
	Martin						Jay A.	No Ballot Designation	No	3	178	641	27.8%	No	
	Weed	CITY COUNCIL	Full	Sutton	Chuck	Incumbent	Yes	2	531	1,283	41.4%	Yes			
				Hall	Bob	Licensed Vocational Nurse	No	2	399	1,283	31.1%	Yes			

TABLE 2.1 VOTE TOTALS FOR CITY OFFICE CANDIDATES BY COUNTY AND ELECTION DATE, 2008

COUNTY	DATE	CITY	OFFICE	DIS-TRICT/ SEAT	TERM OF OFFICE	CANDIDATE'S LAST NAME	CANDIDATE'S FIRST NAME	CANDIDATE'S BALLOT DESIGNATION	IN- CUM- BENT	NUMBER OF CAN- DIDATES	VOTES FOR CAN- DIDATE	TOTAL VOTES CAST ¹	PER- CENT OF VOTE	ELECTED			
SOLANO	11/4/2008	Dixon	CITY COUNCIL		Full	Fuller	Rick	Retired Police Executive	No	7	3,238	11,502	28.2%	Yes			
						Ceremello	Michael	Journalist/Entrepreneur	No	7	1,678	11,502	14.6%	Yes			
						Alexander	Steve	Incumbent	Yes	7	1,624	11,502	14.1%	No			
						Fulfs Caylor	Kay	Dixon Planning Commissioner	No	7	1,552	11,502	13.5%	No			
						Besneatte	Dane	Attorney At Law	No	7	1,367	11,502	11.9%	No			
						Dingman	Debra Minnema	Journalist/Business Owner	No	7	1,030	11,502	9.0%	No			
						Wing	Tiffany	Business Development Executive	No	7	984	11,502	8.6%	No			
			CITY TREASURER		Full	Dingman	David	Treasurer/Budget Manager	Yes	1	4,717	4,856	97.1%	Yes			
			MAYOR		Full	Batchelor, Jr.	Jack	Retired Peace Officer	No	2	3,632	6,550	55.5%	Yes			
		Scholl		David		Publisher/Independent Businessman	No	2	2,895	6,550	44.2%	No					
			Rio Vista	CITY COUNCIL		Full	Krebs	Jack	Retired Educator/Businessman	No	5	1,976	6,149	32.1%	Yes		
		Norman					Janiith	Retired Court Reporter	No	5	1,441	6,149	23.4%	Yes			
		Silva					Jay	Heavy Equipment Operator	No	5	1,125	6,149	18.3%	No			
		Overholt					Nanett	County Library Associate	No	5	819	6,149	13.3%	No			
		Pestana					Andrew	Retired	No	5	771	6,149	12.5%	No			
				CITY TREASURER		Full	Conklin	Hale	Retired Business Owner	No	1	2,912	2,958	98.4%	Yes		
				MAYOR		Full	Vick	Jan	City Councilmember	No	1	2,935	3,121	94.0%	Yes		
			Suisun	CITY CLERK		Full	Hobson	Linda	City Clerk	Yes	1	7,710	7,835	98.4%	Yes		
							CITY COUNCIL	Full	Segala	Michael A.	Local Businessman/Councilmember	Yes	5	4,285	14,133	30.3%	Yes
									Derting	Sam	Business Owner	Yes	5	3,937	14,133	27.9%	Yes
									Cain	Brian E.	Telecommunications Specialist	No	5	2,775	14,133	19.6%	No
		McMahan							Lynda Rose	Media Consultant	No	5	1,969	14,133	13.9%	No	
		Greenlee	Paul	Engineer	No	5			1,137	14,133	8.0%	No					
			CITY TREASURER		Full	McMurry	Jeanie F.	City Treasurer	Yes	1	7,548	7,658	98.6%	Yes			
		Vacaville	CITY CLERK		Full	Thornbrugh	Michelle A.	Incumbent	Yes	1	25,959	26,445	98.2%	Yes			
						CITY COUNCIL	Full	Harris	Dilenna	Community Relations Director	No	9	10,964	55,478	19.8%	Yes	
								Rowlett	Ron	Business Agent	No	9	9,850	55,478	17.8%	Yes	
								Fortney	Michael	Local Businessman	No	9	8,373	55,478	15.1%	No	
								Mashburn	Mitchell H.	Public Safety Administrator	No	9	7,567	55,478	13.6%	No	
								Trevino	Carlos	Loan Advisor/Businessman	No	9	5,163	55,478	9.3%	No	
								Jones	Todd	College Student	No	9	4,820	55,478	8.7%	No	
								Bidou	Matthew	County Correctional Officer	No	9	3,105	55,478	5.6%	No	
		Smith	Tommy Lynn	Retired Utility Worker	No			9	3,081	55,478	5.6%	No					
						Gordon	Flash	Insurance Agent	No	9	2,411	55,478	4.3%	No			

TABLE 2.1 VOTE TOTALS FOR CITY OFFICE CANDIDATES BY COUNTY AND ELECTION DATE, 2008

COUNTY	DATE	CITY	OFFICE	DIS- TRICT/ SEAT	TERM OF OFFICE	CANDIDATE'S LAST NAME	CANDIDATE'S FIRST NAME	CANDIDATE'S BALLOT DESIGNATION	IN- CUM BENT	NUMBER OF CAN- DIDATES	VOTES FOR CAN- DIDATE	TOTAL VOTES CAST ¹	PER- CENT OF VOTE	ELECTED	
SOLANO (continued)	11/4/2008	Vacaville	CITY TREASURER		Full	Porter	Garland R.	Incumbent	Yes	2	17,256	29,114	59.3%	Yes	
						Ernst	Fred	Businessman/Entrepreneur	No	2	11,688	29,114	40.1%	No	
SONOMA	11/4/2008	Cloverdale	CITY CLERK		Full	Winterbottom	Michele Penirian	Elected City Clerk	Yes	1	2,746	2,746	100.0%	Yes	
						CITY COUNCIL	Brigham	Mary Ann	Business Owner	No	3	2,227	5,635	39.5%	Yes
							Wolter	Augustine Gus	Incumbent	Yes	3	1,759	5,635	31.2%	Yes
							Toninato	Luciano "Lou"	Retired Business Executive	No	3	1,649	5,635	29.3%	No
		Cotati	CITY COUNCIL	Full	Raymond	Jessalee	Mayor/Council Member	No	1	2,711	2,711	100.0%	Yes		
					Orchard	Janet	Cotati City Councilmember	Yes	6	1,594	7,901	20.2%	Yes		
					Coleman	Robert	University Professor	No	6	1,593	7,901	20.2%	Yes		
					Barich	George	Licensed Electrical Contractor	No	6	1,296	7,901	16.4%	Yes		
					Kurvers	Mike	Adjuster/Planning Commissioner	No	6	1,291	7,901	16.3%	No		
					Harvey	Susan	Information Technology Manager	No	6	1,235	7,901	15.6%	No		
		Healdsburg	CITY COUNCIL	Full	McGuire	Mike	Healdsburg City Councilmember	Yes	4	4,437	12,449	35.6%	Yes		
					Chambers	Tom	Chief Operating Officer	No	4	3,031	12,449	24.3%	Yes		
					Plass	Gary W.	Healdsburg City Councilmember	Yes	4	2,928	12,449	23.5%	Yes		
					Pastene	Tony	Retired Businessman	No	4	2,053	12,449	16.5%	No		
		Petaluma	CITY COUNCIL	Full	Glass	David	Municipal Securities Principal	No	6	14,606	65,291	22.4%	Yes		
					Healy	Mike	None	No	6	12,082	65,291	18.5%	Yes		
					Renee	Tiffany	Local Business Owner	No	6	11,475	65,291	17.6%	Yes		
					Nau	Karen	Teacher/Councilmember/Parent	Yes	6	10,744	65,291	16.5%	No		
					Freitas	Samantha	Councilwoman, Businesswoman	Yes	6	8,973	65,291	13.7%	No		
					Burton	Spence F.	Petaluma Planning Commissioner	No	6	7,411	65,291	11.4%	No		
		Rohnert Park	CITY COUNCIL	Full	Belforte	Gina	Small Business Owner	No	7	6,775	39,133	17.3%	Yes		
					Mackenzie	Jake	Councilmember, Mayor	No	7	6,064	39,133	15.5%	Yes		
Callinan	Joseph T.				Businessman/Planning Commissioner	No	7	6,049	39,133	15.5%	Yes				
Borba	John				Attorney/Business Owner	No	7	5,833	39,133	14.9%	No				
Smith	Tim				Councilmember	No	7	5,206	39,133	13.3%	No				
Vidak-Martinez	Vicki				Councilmember	Yes	7	4,671	39,133	11.9%	No				
Gallagher	Dawna				Businesswoman/Educator	No	7	4,535	39,133	11.6%	No				

TABLE 2.1 VOTE TOTALS FOR CITY OFFICE CANDIDATES BY COUNTY AND ELECTION DATE, 2008

COUNTY	DATE	CITY	OFFICE	DIS-TRICT/ SEAT	TERM OF OFFICE	CANDIDATE'S LAST NAME	CANDIDATE'S FIRST NAME	CANDIDATE'S BALLOT DESIGNATION	IN- CUM BENT	NUMBER OF CAN- DIDATES	VOTES FOR CAN- DIDATE	TOTAL VOTES CAST ¹	PER- CENT OF VOTE	ELECTED				
SONOMA (continued)	11/4/2008	Santa Rosa	CITY COUNCIL		Full	Wysocky	Gary	Neighborhood Advocate/CPA	No	11	29,018	211,484	13.7%	Yes				
						Sawyer	John	Mayor, City Councilmember, Businessman	Yes	11	27,870	211,484	13.2%	Yes				
						Olivares	Ernesto	Santa Rosa Police Lieutenant	No	11	26,288	211,484	12.4%	Yes				
						Vas Dupre	Marsha	Trustee, Santa Rosa Junior College	No	11	23,894	211,484	11.3%	Yes				
						Pierce	Lee	Councilmember/Business Owner	Yes	11	22,037	211,484	10.4%	No				
						Taylor	Don	Omlette Restaurateur	No	11	21,262	211,484	10.1%	No				
						Allen	Michael	Senator's Representative, Mediator	No	11	18,974	211,484	9.0%	No				
						Hoff	Bobbi	Certified Public Accountant	No	11	15,622	211,484	7.4%	No				
						Dean	Carol	Appointed Councilmember	Yes	11	14,013	211,484	6.6%	No				
						Alvarez	Eddie	Businessman	No	11	7,601	211,484	3.6%	No				
					Dippel	Hans	Winery Supply Sales	No	11	4,905	211,484	2.3%	No					
						Short	Bender	Jane	Councilmember, Environmental Leader	No	4	26,425	58,005	45.6%	Yes			
					Kennedy		Judy	Neighborhood Advocate/Transcriptionist	No	4	12,342	58,005	21.3%	No				
					Rosas		David	Roseland School Board Member	No	4	11,372	58,005	19.6%	No				
					Wiesner		Lawrence R.	Accountant/Homeschooler/Parent	No	4	7,866	58,005	13.6%	No				
						Sebastopol	CITY COUNCIL		Full	Shaffer	Kathleen	Community Volunteer	No	4	2,382	6,731	35.4%	Yes
					Wilson					Guy	Civil Attorney	No	4	2,382	6,731	35.4%	Yes	
					Thille					Jen	Appointed Incumbent	Yes	4	1,540	6,731	22.9%	No	
					Fernald					Colleen	Mother/Consultant/Artist	No	4	427	6,731	6.3%	No	
						Windsor	CITY COUNCIL		Full	Fudge	Debora	Mayor/Environmental Consultant	Yes	4	6,709	18,162	36.9%	Yes
Scholar	Cheryl	Human Resources Specialist	No	4	4,905					18,162	27.0%	Yes						
Adamson	Julie	Realtor/Businessperson	No	4	3,322					18,162	18.3%	No						
Dysart	Leroy "Lee"	Semi-Retired Realty Broker	No	4	3,226					18,162	17.8%	No						
STANISLAUS	11/4/2008	Hughson	CITY COUNCIL		Full	Humphreys	Doug	Firefighter / Paramedic	No	3	1,222	3,316	36.9%	Yes				
						Manley	Ben J.	Rancher / Businessman	No	3	1,131	3,316	34.1%	Yes				
						Hesling, Sr.	Henry G.	Retired City Manager	No	3	963	3,316	29.0%	No				
			MAYOR			Full	Bawanan	Ramon	Human Resources Manager	No	1	1,738	1,738	100.0%	Yes			
		Newman	CITY COUNCIL			Full	Martina	Robert "Bob"	Incumbent	Yes	2	1,568	2,645	59.3%	Yes			
							Davis	Roberta	Real Estate Broker	No	2	1,077	2,645	40.7%	Yes			
			CITY TREASURER			Full	Reed	David W.	Incumbent	Yes	2	1,428	2,035	70.2%	Yes			
							Korsgaard	Keith	U.S. Navy, Retired	No	2	607	2,035	29.8%	No			
			MAYOR			Full	Katen	Ed	City Council Member	No	1	1,794	1,794	100.0%	Yes			

TABLE 2.1 VOTE TOTALS FOR CITY OFFICE CANDIDATES BY COUNTY AND ELECTION DATE, 2008

COUNTY	DATE	CITY	OFFICE	DIS- TRICT/ SEAT	TERM OF OFFICE	CANDIDATE'S LAST NAME	CANDIDATE'S FIRST NAME	CANDIDATE'S BALLOT DESIGNATION	IN- CUM BENT	NUMBER OF CAN- DIDATES	VOTES FOR CAN- DIDATE	TOTAL VOTES CAST ¹	PER- CENT OF VOTE	ELECTED	
STANISLAUS (continued)	11/4/2008	Oakdale	CITY CLERK		Full	Lilly	Nancy	Incumbent	Yes	1	5,359	5,359	100.0%	Yes	
			CITY COUNCIL		Full	Dunlop	Tom	Incumbent	Yes	3	4,094	10,240	40.0%	Yes	
						Morgan	Katherine "Kathy"	Incumbent	Yes	3	3,955	10,240	38.6%	Yes	
					Roberts	Nita	Holistic Health Educator	No	3	2,191	10,240	21.4%	No		
				CITY TREASURER		Full	Murray	Michael	Information Systems Manager	No	1	5,087	5,087	100.0%	Yes
		Patterson	CITY COUNCIL		Full	Farinha	Dominic A.	Patterson City Council Member	Yes	4	2,965	7,525	39.4%	Yes	
						Smith	Annette	Appointed Patterson City Council Member	Yes	4	2,775	7,525	36.9%	Yes	
						Realini	Jeffrey J.	Financial Analyst / Accountant	No	4	1,143	7,525	15.2%	No	
						Slonksnis	Victor M.	Computer Services Business Owner	No	4	642	7,525	8.5%	No	
				MAYOR		Full	Campo	Becky	Incumbent	Yes	2	2,674	4,661	57.4%	Yes
						Molina	Luis I.	Stanislaus County BoE Member	No	2	1,987	4,661	42.6%	No	
		Riverbank	CITY COUNCIL		Full	White	David I.	Appointed Incumbent	Yes	5	2,462	9,018	27.3%	Yes	
						White	Jesse James	Store Manager	No	5	2,232	9,018	24.8%	Yes	
						McGinnis	Ric	Graphic Designer / Photographer	No	5	1,821	9,018	20.2%	No	
						Whorton	Jerry W.	Retired	No	5	1,277	9,018	14.2%	No	
						Comer	Norman A.	Retired Aerospace Worker	No	5	1,226	9,018	13.6%	No	
				MAYOR		Full	Crifasi	Christopher	Mayor / CPA	Yes	2	3,107	5,833	53.3%	Yes
							Madueno	Virginia	Business Owner	No	2	2,726	5,833	46.7%	No
		Turlock	CITY COUNCIL		Full	Bublak	Amy	Law Enforcement	No	6	9,348	35,899	26.0%	Yes	
						Jackson	Mary	Public Relations / Educator	No	6	9,105	35,899	25.4%	Yes	
						Vander Weide	Kurt	Turlock City Councilman	Yes	6	8,612	35,899	24.0%	No	
						Fransen	David	Public Employee	No	6	5,414	35,899	15.1%	No	
						Sarnowsky	Jim	Maintenance Man	No	6	2,012	35,899	5.6%	No	
						Anderson	Jeff	Electrical Estimator / Electrician	No	6	1,408	35,899	3.9%	No	
				CITY TREASURER		Full	Lewis	Diana	Incumbent	Yes	1	14,973	14,973	100.0%	Yes
		Waterford	CITY COUNCIL		Full	Aldaco	Jose M.	Educational Services Director	No	3	1,464	3,287	44.5%	Yes	
						Van Winkle	Michael	Electrician	No	3	1,089	3,287	33.1%	Yes	
				Whitfield	Josh	College Student	No	3	734	3,287	22.3%	No			
	MAYOR			Full	Goekken	Charlie	Police Lieutenant / Councilman	No	1	1,972	1,972	100.0%	Yes		
SUTTER	11/4/2008	Live Oak	CITY COUNCIL		Full	Baland	Gary A.	Planning Commissioner	No	3	923	2,731	33.8%	Yes	
						Klotz	Rob	Retail Manager/Businessman	No	3	917	2,731	33.6%	Yes	
						Epp	Charles	Incumbent	Yes	3	867	2,731	31.7%	No	

TABLE 2.1 VOTE TOTALS FOR CITY OFFICE CANDIDATES BY COUNTY AND ELECTION DATE, 2008

COUNTY	DATE	CITY	OFFICE	DIS-TRICT/ SEAT	TERM OF OFFICE	CANDIDATE'S LAST NAME	CANDIDATE'S FIRST NAME	CANDIDATE'S BALLOT DESIGNATION	IN- CUM- BENT	NUMBER OF CAN- DIDATES	VOTES FOR CAN- DIDATE	TOTAL VOTES CAST ¹	PER- CENT OF VOTE	ELECTED			
SUTTER (continued)	11/4/2008	Yuba City	CITY CLERK		Full	Locke	Terrel	Appointed Incumbent	Yes	1	12,699	12,882	98.6%	Yes			
			CITY COUNCIL		Full	Dukes	John	Small Business Owner	No	4	11,099	29,081	38.2%	Yes			
						Miller	John	Incumbent	Yes	4	10,355	29,081	35.6%	Yes			
						Blackwell	Tony	Independent Contractor	No	4	4,594	29,081	15.8%	No			
						Dhaliwal	Jasvinder "Bobby"	Businessman	No	4	2,963	29,081	10.2%	No			
			CITY TREASURER		Full	Kroeger	Steven C.	No Ballot Designation	Yes	1	12,533	12,730	98.5%	Yes			
TEHAMA	11/4/2008	Coming	CITY CLERK		Full	Linnet	Lisa M.	Incumbent	Yes	1	1,573	1,585	99.2%	Yes			
			CITY COUNCIL		Full	Parkins	Toni A.	Retail Clerk	No	5	787	3,046	25.8%	Yes			
						Leach	John	Associate Pastor	No	5	760	3,046	25.0%	Yes			
						Dickison	Darlene	Incumbent	Yes	5	623	3,046	20.5%	No			
						Zuniga	Yvette	Incumbent	Yes	5	482	3,046	15.8%	No			
						Lepeilbet	Michael A.	Business Owner	No	5	389	3,046	12.8%	No			
			CITY TREASURER		Full	Cantrell	Pala	Appointed Incumbent	Yes	1	1,527	1,545	98.8%	Yes			
			MAYOR		Full	Strack	Gary R.	Incumbent	Yes	2	1,307	1,757	74.4%	Yes			
						Lipari	Richard J.	Businessman/Restaurateur	No	2	432	1,757	24.6%	No			
			Red Bluff			CITY CLERK		Full	Lopez	Jo Anna	Appointed Incumbent	Yes	1	3,425	3,472	98.6%	Yes
						CITY COUNCIL		Full	Flynn	Forrest	Incumbent	Yes	5	1,955	6,725	29.1%	Yes
									Carrel	Bob	Local Businessman	No	5	1,527	6,725	22.7%	Yes
									Ellis	Gregory Ray	Retired Farmer	No	5	1,244	6,725	18.5%	No
									Deiters	Kristen L.	Escrow Officer	No	5	1,003	6,725	14.9%	No
									McCaughey	Frank	Retired Maintenance	No	5	971	6,725	14.4%	No
			CITY TREASURER		Full	Gordy	D.J.	Appointed Incumbent	Yes	1	3,363	3,419	98.4%	Yes			
			Tehama			CITY CLERK		Full	Steffan	Carolyn	Incumbent	Yes	2	132	184	71.7%	Yes
		Nelson					Bonnie	Business Owner	No	2	52	184	28.3%	No			
CITY COUNCIL		Full				Himes	Billy	Retired Public Works	Yes	3	126	294	42.9%	Yes			
						Celano	Betty	Incumbent	Yes	3	120	294	40.8%	Yes			
						King	Robert	Business Owner	No	3	45	294	15.3%	No			
TRINITY	No City Contests																
TULARE	6/3/2008	Porterville	CITY COUNCIL		Full	Hamilton	Cameron	Incumbent	Yes	7	2,157	10,070	21.4%	Yes			
						Ward	Brian	Educator	Yes	7	1,747	10,070	17.3%	Yes			
						Martinez	Pedro "Pete"	Incumbent	Yes	7	1,586	10,070	15.7%	Yes			
						Waller	Jerry	Retired Businessman	No	7	1,520	10,070	15.1%	No			
						Sheldon	Greg	Self-Employed	No	7	1,274	10,070	12.7%	No			
						Hernandez	Eduardo "Eddie"	Appointed Incumbent	No	7	1,212	10,070	12.0%	No			
						Laswell	Richard	Counselor	No	7	552	10,070	5.5%	No			

TABLE 2.1 VOTE TOTALS FOR CITY OFFICE CANDIDATES BY COUNTY AND ELECTION DATE, 2008

COUNTY	DATE	CITY	OFFICE	DIS-TRICT/ SEAT	TERM OF OFFICE	CANDIDATE'S LAST NAME	CANDIDATE'S FIRST NAME	CANDIDATE'S BALLOT DESIGNATION	IN- CUM- BENT	NUMBER OF CAN- DIDATES	VOTES FOR CAN- DIDATE	TOTAL VOTES CAST ¹	PER- CENT OF VOTE	ELECTED		
TULARE (continued)	11/4/2008	Exeter	CITY CLERK		Full	Kunkel, Jr.	John H.	Incumbent	Yes	1	2,243	2,304	97.4%	Yes		
			CITY COUNCIL		Full	Ooley	Leon R.	Incumbent	Yes	4	1,423	4,421	32.2%	Yes		
							Stearns	Robyn	No Ballot Designation	No	4	1,286	4,421	29.1%	Yes	
							Epperson, III	Jacob C.	Retired Engineer	No	4	1,006	4,421	22.8%	No	
						Garcia	Jim	Store Manager	No	4	691	4,421	15.6%	No		
		Farmersville	CITY COUNCIL			Full	Rowlett	Don	Teacher	Yes	3	821	1,789	45.9%	Yes	
							Boyer	Paul	Incumbent	Yes	3	637	1,789	35.6%	Yes	
							Atchison	Allen	No Ballot Designation	No	3	308	1,789	17.2%	No	
		Tulare	CITY COUNCIL			Full	Vandegrift	Philip E.	Tulare City Councilman	Yes	4	7,339	27,000	27.2%	Yes	
							Vejvoda	Craig	Incumbent	Yes	4	6,686	27,000	24.8%	Yes	
							Ross	Wayne	Investment Advisor	Yes	4	6,584	27,000	24.4%	Yes	
							Jones	Carlton	Incumbent	No	4	6,303	27,000	23.3%	No	
		Woodlake	CITY COUNCIL			Full	Martinez	Joe	Mailman	Yes	3	721	1,567	46.0%	Yes	
							Mendoza	Rudy	Manufacturing Facility Director	Yes	3	430	1,567	27.4%	Yes	
							Rodriguez, Jr.	Herbiberto	Buisness Owner	No	3	411	1,567	26.2%	No	
							Short	Gonzalez, Jr.	Gregorio	Personnel Program Director	Yes	2	662	1,042	63.5%	Yes
								De La Rosa	Gracie	Business Owner	No	2	376	1,042	36.1%	No
		TUOLUMNE	No City Contests													
		VENTURA	11/4/2008	Camarillo	CITY COUNCIL		Full	Kildee	Kevin	Councilmember/Business Partner	Yes	3	18,679	42,569	43.9%	Yes
								Waunch	Don	Incumbent	Yes	3	13,167	42,569	30.9%	Yes
Schlangen	David P.							Project Manager	No	3	10,546	42,569	24.8%	No		
Fillmore	CITY TREASURER				Full	Gutierrez	Norma E.	Municipal Fiscal Assistant	No	3	1,753	4,256	41.2%	Yes		
						Richardson	Angela	Financial Analyst	No	3	1,279	4,256	30.1%	No		
						Donahue	Grace M.	Appointed Incumbent	Yes	3	1,203	4,256	28.3%	No		
CITY CLERK				Full	Westling	Clay	Retired Aerospace Manager	No	2	2,202	4,220	52.2%	Yes			
					Spitler	Shirley J.	Incumbent	Yes	2	1,993	4,220	47.2%	No			
CITY COUNCIL				Full	Washburn	Gayle	Computer Support Technician	No	8	1,683	11,025	15.3%	Yes			
					Brooks	Jamey	Pastor/School Teacher	No	8	1,645	11,025	14.9%	Yes			
					Conaway	Steve	Incumbent	Yes	8	1,491	11,025	13.5%	Yes			
					Cuevas	M. Cecilia	Incumbent	Yes	8	1,437	11,025	13.0%	No			
					Martinez	Omero	Club Director	No	8	1,373	11,025	12.5%	No			
					Pennington	Norris "Red Dog"	Engineering Consultant	No	8	1,297	11,025	11.8%	No			
					Hernandez, Sr.	Marcoz	Maintenance Supervisor	No	8	1,069	11,025	9.7%	No			
		Davis, Jr.	Royce		Paramedic	No	8	1,009	11,025	9.2%	No					

TABLE 2.1 VOTE TOTALS FOR CITY OFFICE CANDIDATES BY COUNTY AND ELECTION DATE, 2008

COUNTY	DATE	CITY	OFFICE	DIS-TRICT/ SEAT	TERM OF OFFICE	CANDIDATE'S LAST NAME	CANDIDATE'S FIRST NAME	CANDIDATE'S BALLOT DESIGNATION	IN- CUM- BENT	NUMBER OF CAN- DIDATES	VOTES FOR CAN- DIDATE	TOTAL VOTES CAST ¹	PER- CENT OF VOTE	ELECTED			
VENTURA (continued)	11/4/2008	Moorpark	CITY COUNCIL		Full	Millhouse	Keith F.	Incumbent	Yes	4	7,534	21,933	34.4%	Yes			
						Mikos	Roseann	Incumbent	Yes	4	7,034	21,933	32.1%	Yes			
						Freeman	Robert "Bob"	Certified Public Accountant	No	4	3,708	21,933	16.9%	No			
						Magdaleno	Jose "Joseph"	Businessman/Entrepreneur	No	4	3,547	21,933	16.2%	No			
				MAYOR			Full	Parvin	Janice S.	Councilmember, City of Moorpark	No	1	11,732	12,255	95.7%	Yes	
		Oak Park	MEMBER, Oak Park MAC				Full	Ross	Derek	Insurance Risk Manager	No	4	2,986	8,307	35.9%	Yes	
								McReynolds	Michael R.	Engineering Manager	No	4	2,722	8,307	32.8%	Yes	
								Glickstein	Alon	No Ballot Designation	No	4	1,580	8,307	19.0%	No	
								Fine	Drew	Car Dealer	No	4	752	8,307	9.1%	No	
		Ojai	CITY CLERK				Full	Strobel	Carlton	Incumbent	Yes	1	2,798	2,858	97.9%	Yes	
								CITY COUNCIL		Full	Clapp	Betsy	Small Business Owner	No	5	1,694	6,236
									Horgan	Mary Sue	Incumbent	Yes	5	1,415	6,236	22.7%	Yes
									Francina	Suza	Teacher/Author	No	5	1,323	6,236	21.2%	No
									Hanstad	Rae	Incumbent	Yes	5	1,055	6,236	16.9%	No
									Lenehan	Mike	Coach/Investigator/Reservist	No	5	723	6,236	11.6%	No
			CITY TREASURER				Full	Rains	Alan	Incumbent	Yes	1	2,919	3,003	97.2%	Yes	
		Ojai Valley	MEMBER, Ojai Valley MAC				Full	Kaplan	Gerald "Jerry"	Business Consultant	No	2	5,485	9,919	55.3%	Yes	
														Saltzman	Alan	Incumbent	Yes
		Oxnard	CITY CLERK				Full	Martinez	Daniel	Oxnard City Clerk	Yes	1	38,125	39,222	97.2%	Yes	
								CITY COUNCIL		Full	Pinkard	Irene G.	Educator	No	9	15,480	73,742
									MacDonald	Bryan A.	Retired Police Officer	No	9	12,490	73,742	16.9%	Yes
									Ramirez	Carmen	Attorney	No	9	12,454	73,742	16.9%	No
									Medina	Saul	Health Care Provider	No	9	10,186	73,742	13.8%	No
							Lopez	Arthur Joe	Educator	No	9	8,035	73,742	10.9%	No		
							Frank	Deidre	Attorney	No	9	7,028	73,742	9.5%	No		
							Stein	Lawrence Paul	Accountant	No	9	4,214	73,742	5.7%	No		
							Velasquez	Al	Stevedore/Dock Clerk	No	9	2,621	73,742	3.6%	No		
							Petris	Enrique	Contract Administrator	No	9	858	73,742	1.2%	No		
	CITY TREASURER					Full	Navas	Danielle "Danie"	Assistant City Treasurer	No	2	33,564	42,863	78.3%	Yes		
							Jones	Martin D.	Retired Realtor	No	2	8,794	42,863	20.5%	No		
	MAYOR					Full	Holden	Thomas E.	Mayor/Optometrst	Yes	3	26,375	46,058	57.3%	Yes		
						Flynn	Tim	City Councilman	No	3	17,004	46,058	36.9%	No			
						Sumpter	Robert Lee	Retired Automotive Manager	No	3	2,313	46,058	5.0%	No			

TABLE 2.1 VOTE TOTALS FOR CITY OFFICE CANDIDATES BY COUNTY AND ELECTION DATE, 2008

COUNTY	DATE	CITY	OFFICE	DIS- TRICT/ SEAT	TERM OF OFFICE	CANDIDATE'S LAST NAME	CANDIDATE'S FIRST NAME	CANDIDATE'S BALLOT DESIGNATION	IN- CUM BENT	NUMBER OF CAN- DIDATES	VOTES FOR CAN- DIDATE	TOTAL VOTES CAST ¹	PER- CENT OF VOTE	ELECTED	
VENTURA (continued)	11/4/2008	Port Hueneme	CITY COUNCIL		Full	Breeze	Douglas	Retired Municipal Executive	No	6	2,337	8,803	26.5%	Yes	
						Schnopp	Sylvia Munoz	Businesswoman	No	6	2,084	8,803	23.7%	Yes	
						Green	Ellis L.	Risk Manager	No	6	1,678	8,803	19.1%	No	
						Ryono	Kesa	Community Foundation Administrator	No	6	1,441	8,803	16.4%	No	
						Livermore	Lance	Operations Manager	No	6	928	8,803	10.5%	No	
						Seto	Ada	No Ballot Designation	No	6	275	8,803	3.1%	No	
	Santa Paula			CITY CLERK		Full	Rice	Judy	Retired Appraiser	No	1	6,534	6,690	97.7%	Yes
				CITY COUNCIL			Tovias	James "Jim"	Insurance Securities Agent	No	3	4,126	12,218	33.8%	Yes
							Robinson	Fred W.	Nonprofit Agency Director	No	3	4,099	12,218	33.5%	Yes
							Matos	Jennifer A.	Educator	No	3	3,918	12,218	32.1%	No
	Simi Valley			CITY TREASURER		Full	Easley	Sandra "Sandy"	Accountant/City Treasurer	Yes	1	6,734	6,852	98.3%	Yes
				CITY COUNCIL			Sojka	Steve	Simi Valley Councilmember/Businessman	Yes	6	28,161	78,699	35.8%	Yes
							Williamson	Barbra	Councilmember/Banker	Yes	6	22,989	78,699	29.2%	Yes
							Judge	Michael Thomas	Police Officer	No	6	13,540	78,699	17.2%	No
							Jenkins	Daniel R.	Builder/Entrepreneur/Student	No	6	6,718	78,699	8.5%	No
							Smith	Gerald F.	Medical Device Manufacturer	No	6	4,495	78,699	5.7%	No
							Carter	Richard Paul	No Ballot Designation	No	6	2,559	78,699	3.3%	No
				MAYOR			Miller	Paul	Mayor, City of Simi Valley	Yes	3	39,400	49,875	79.0%	Yes
							Witkin	Bruce	Simi Valley Businessman/Consultant	No	3	6,530	49,875	13.1%	No
							Lang	Ed	Substitute Teacher	No	3	3,663	49,875	7.3%	No
	Thousand Oaks			CITY COUNCIL		Full	Irwin	Jacqui	City Councilmember	Yes	7	26,722	88,992	30.0%	Yes
							Glancy	Thomas P.	Dentist/Appointed Councilmember	Yes	7	18,268	88,992	20.5%	Yes
							Adam	Al	Financial Advisor/Commissioner	No	7	16,141	88,992	18.1%	No
La Rue							Holly	Community Volunteer	No	7	15,275	88,992	17.2%	No	
Le Gault							Ernest J.	Local Business Owner	No	7	6,208	88,992	7.0%	No	
Akrey							G. Gregory	Nonprofit Charity Director	No	7	5,247	88,992	5.9%	No	
Rush							Ramaul	No Ballot Designation	No	7	858	88,992	1.0%	No	
YOLO							6/3/2008	Davis	CITY COUNCIL		Full	Saylor	Don	City Council Member	Yes
	Souza	Stephen	Councilmember/Business Owner	No	6	7,512						37,083	20.3%	Yes	
	Greenwald	Sue	Mayor of City of Davis	Yes	6	6,598						37,083	17.8%	Yes	
	Vergis	Sydney	Land Use Planner	No	6	5,698						37,083	15.4%	No	
	Greenwald	Cecilia Escamilla	Labor Representative	No	6	4,878						37,083	13.2%	No	
	Roy	Rob	Teacher/Business Manager	No	6	4,504						37,083	12.1%	No	

TABLE 2.1 VOTE TOTALS FOR CITY OFFICE CANDIDATES BY COUNTY AND ELECTION DATE, 2008

COUNTY	DATE	CITY	OFFICE	DIS-TRICT/ SEAT	TERM OF OFFICE	CANDIDATE'S LAST NAME	CANDIDATE'S FIRST NAME	CANDIDATE'S BALLOT DESIGNATION	IN- CUM- BENT	NUMBER OF CAN- DIDATES	VOTES FOR CAN- DIDATE	TOTAL VOTES CAST ¹	PER- CENT OF VOTE	ELECTED		
YOLO (continued)	6/3/2008	Winters	CITY COUNCIL		Full	Fridae	Woody	Incumbent	Yes	2	609	1,194	51.0%	Yes		
						Stone	Tom	Incumbent	Yes	2	585	1,194	49.0%	Yes		
		Woodland	CITY COUNCIL		Full	Pimentel	Art	College Spokesperson/Councilman	Yes	6	4,962	19,161	25.9%	Yes		
						Monroe	Jeff W.	Sheriff's Lieutenant	Yes	6	4,491	19,161	23.4%	Yes		
						Dote	Martie L.	Business Woman	No	6	3,775	19,161	19.7%	Yes		
						Siefertman, Jr.	Frank	Millwright	No	6	3,014	19,161	15.7%	No		
	Lopez					Alfredo S.	Small Business Owner	No	6	1,874	19,161	9.8%	No			
	Harris					Bobby	Legislative Advocate	No	6	1,045	19,161	5.5%	No			
	11/4/2008	West Sacramento	CITY COUNCIL	Full	Kristoff	William "Bill"	Councilperson/Businessman	Yes	4	7,930	22,752	34.9%	Yes			
					Villegas	Oscar E.	Councilmember/Delinquency Administrator	Yes	4	7,221	22,752	31.7%	Yes			
					Valencia	Salina M.	State Legislative Assistant	No	4	4,767	22,752	21.0%	No			
					Villanueva	Yolanda	Consumer Affairs Employee	No	4	2,834	22,752	12.5%	No			
		MAYOR		Full	Cabaldon	Christopher L.	Mayor of West Sacramento	Yes	3	8,160	15,051	54.2%	Yes			
					Johannessen	Mark F.	Local Attorney/Councilmember	No	3	6,062	15,051	40.3%	No			
Lund					Bob	Retired State Auditor	No	3	829	15,051	5.5%	No				
YUBA	11/4/2008	Marysville	CITY COUNCIL		Full	Billeci	Christina R.	Public Guardian/Conservator	Yes	2	2,203	4,038	54.6%	Yes		
						Kitchen	Jim	Incumbent	Yes	2	1,835	4,038	45.4%	Yes		
		MAYOR		Full	Harris	Bill D.	Incumbent	Yes	1	2,787	2,787	100.0%	Yes			
					Wheatland	CITY COUNCIL	Full	McIntosh	Lisa	Incumbent	Yes	5	704	2,834	24.8%	Yes
								Elphick	Enita V.	Incumbent	Yes	5	683	2,834	24.1%	Yes
	West	Rick	Corporate Safety Manager	No				5	554	2,834	19.5%	Yes				
	Windham	Grady C.	Minister	No				5	454	2,834	16.0%	No				
	Jensen	Kristopher R.	Store Manager	No	5	439	2,834	15.5%	No							

Table 2.2 Summary of Election Outcomes for City Offices, 2008

		City Clerk		City Council		City Treasurer		Mayor		Other City		Total	
		Percent	N	Percent	N	Percent	N	Percent	N	Percent	N	Percent	N
Incumbent Candidates	Win	96.4	53	80.0	456	93.4	57	87.3	55	71.4	5	82.8	626
	Lose	3.6	2	20.0	114	6.6	4	12.7	8	28.6	2	17.2	130
	Total	100.0	55	100.0	570	100.0	61	100.0	63	100.0	7	100.0	756
Non- Incumbent Candidates	Win	41.2	7	29.0	378	42.5	17	16.3	24	52.9	9	28.5	435
	Lose	58.8	10	71.0	927	57.5	23	83.7	123	47.1	8	71.5	1,091
	Total	100.0	17	100.0	1,305	100.0	40	100.0	147	100.0	17	100.0	1,526
Winning Candidates	Incumbent	88.3	53	54.7	456	77.0	57	69.6	55	35.7	5	59.0	626
	Non-Incumbent	11.7	7	45.3	378	23.0	17	30.4	24	64.3	9	41.0	435
	Total	100.0	60	100.0	834	100.0	74	100.0	79	100.0	14	100.0	1,061
Losing Candidates	Incumbent	16.7	2	11.0	114	14.8	4	6.1	8	20.0	2	10.6	130
	Non-Incumbent	83.3	10	89.0	927	85.2	23	93.9	123	80.0	8	89.4	1,091
	Total	100.0	12	100.0	1,041	100.0	27	100.0	131	100.0	10	100.0	1,221
All Candidates	Incumbent	76.4	55	30.4	570	60.4	61	30.0	63	29.2	7	33.1	756
	Non-Incumbent	23.6	17	69.6	1,305	39.6	40	70.0	147	70.8	17	66.9	1,526
	Total	100.0	72	100.0	1,875	100.0	101	100.0	210	100.0	24	100.0	2,282