

CALIFORNIA COUNTY, CITY AND SCHOOL DISTRICT ELECTION OUTCOMES

2008 ELECTIONS

School District Offices and Ballot Measures



Institute for Social Research
Center For California Studies
California State University,
Sacramento



CALIFORNIA COUNTY, CITY AND SCHOOL DISTRICT
ELECTION OUTCOMES:
CANDIDATES AND BALLOT MEASURES, 2008 ELECTIONS

SCHOOL DISTRICT OFFICES AND BALLOT MEASURES

Timothy A. Hodson, Ph.D.,
Director, Center for California Studies

Ernest Cowles, Ph.D.,
Director, Institute for Social Research

Valory Logsdon
Research Analyst, Institute for Social Research

Center for California Studies
California State University, Sacramento
6000 J Street, Sacramento, CA 95819-6081
(916) 278-6906 FAX: (916) 278-5199

Institute for Social Research
California State University, Sacramento
6000 J Street, Sacramento, CA 95819-6101
(916) 278-5737 FAX: (916) 278-5150

Institute for Social Research Project Staff:

Michael Small
Nicole Ishiura
Stefani Poblete

Acknowledgements

The researchers would like to sincerely thank the county elections officials and staff throughout the State of California who took time to provide data to the project. Additionally, we are grateful to the Secretary of State's Office for its continuing support and interest in this project. Without their assistance, the completion of these yearly reviews and the California Elections Data Archive would not be possible.

TABLE OF CONTENTS

INTRODUCTION.....		i
2008 County, City and School District Election Dates by County		xvii
Trend Table A	Number of Ballot Measures, Percent of Total Measures, and Percent Passing by Type, Jurisdiction and Year	xix
Trend Table B	Number of Ballot Measures, Percent of Total Measures, and Percent Passing by Topic, Jurisdiction and Year.....	xxii
Trend Table C	Community Service District and County Service Area Measures by County	xxv
Trend Table D	Number of Community Service District and County Service Area Measures, Percent of Total County Measures, and Percent Passing by Type and Year	xxvi
Trend Table E	Comparison of Pass Rates for County-Wide and Community Service District/County Service Area Tax Measures, 1998-2008.....	xxvii
Trend Table F	Number of Community Service District and County Service Area Measures, Percent of Total County Measures, and Percent Passing by Topic and Year	xxvii
Trend Table G	Number of Candidates by Jurisdiction and Year	xxviii
Trend Table H	Number of Candidates for Major County Offices by Year	xxviii
Trend Table I	Percent of Incumbent Candidates and Percent of Prevailing Incumbents by Major Office, Jurisdiction and Year	xxix
2008 ELECTION SERIES SUMMARY: ELECTION OUTCOMES FOR COUNTY, CITY AND SCHOOL DISTRICT BALLOT MEASURES AND CANDIDATES		1
Table A	Summary of Outcomes for <i>All</i> County, City and School District Ballot Measures by Type of Measure and County, 2008.....	3
Table B	Summary of Outcomes for <i>All</i> County, City and School District Ballot Measures by Topic of Measure and County, 2008	5
Table C	Summary of Election Outcomes for <i>All</i> County, City and School District Offices, 2008.....	7

PART 1 VOTE TOTALS, ELECTION OUTCOMES & TEXT FOR SCHOOL DISTRICT BALLOT MEASURES..9

Table 1.1 Vote Totals for School District Ballot Measures by County, 2008..... 11

Table 1.2 Text for School District Ballot Measures by County, 2008.....21

Table 1.3 Summary of Election Outcomes for School District Ballot Measures
by Type of Measure and County, 200844

PART 2 VOTE TOTALS FOR SCHOOL DISTRICT OFFICE CANDIDATES47

Table 2.1 Vote Totals for School District Office Candidates
by County and Election Date, 2008.....49

Table 2.2 Summary of Election Outcomes for School District Offices, 2008 121

CALIFORNIA ELECTIONS DATA ARCHIVE

INTRODUCTION

The California Elections Data Archive (CEDA) is a joint project of the Center for California Studies and the Institute for Social Research, at the California State University, Sacramento and the office of the California Secretary of State. The purpose of CEDA is to provide researchers, citizens, public agencies and other interested parties with a single repository of local election data. With over 6,000 local jurisdictions in California, the task of monitoring local elections is nearly impossible for individuals. CEDA addresses this problem through the creation of a single, cost-effective and easily accessible source of local election data. CEDA includes candidate and ballot measure results for county, city, community college, and school district elections throughout the State. CEDA thus represents the only comprehensive repository of local election results in California and one of a very few such databases on local elections in the U.S.

How the CEDA Data is Collected and Reported

Election data are collected periodically throughout each calendar year. This enables CEDA to incorporate results from special elections as well as all regularly scheduled elections. Election results from counties, cities, and community college and school districts are entered in the CEDA database from which three standard CEDA reports are generated. These reports include:

- **County Elections:** Candidates, ballot designations, and vote totals for all elected county offices; vote totals and text for county ballot measures.
- **City Elections:** Candidates, ballot designations, and vote totals for all elected city offices; vote totals and text for all city ballot measures.
- **Community College and School District Elections:** Candidates, ballot designations, and vote totals for all elective community college and school district offices; vote totals and text for all district ballot measures.

Ballot measures for all jurisdictions are coded according to type (e.g., charter amendment, taxes, bond measure, initiative, etc.) and to topic (e.g., education, public safety, governance, etc.).

THE CEDA PARTNERSHIP

THE CENTER FOR CALIFORNIA STUDIES

Located at California State University, Sacramento, the Center for California Studies is a public policy, public service and curricular support unit of the California State University. The Center's location in the state Capital and its ability to draw upon the resources of the entire State University system give it a unique capacity for making contributions to public policy development and the public life of California. Center programs cover four broad areas: administration of the nationally known Assembly, Senate, Executive, and Judicial Administration Fellowship Programs; university-state government liaison and applied policy research; civic education and community service through forums, conferences and issue dialogues; and curricular support activity in the interdisciplinary field of California Studies.

INSTITUTE FOR SOCIAL RESEARCH

Established in 1989, the Institute for Social Research (ISR) is a multidisciplinary institute that is committed to advancing the understanding of the social world through applied research. The Institute offers research expertise and technical assistance serving as a resource to agencies, organizations, the University and the broader community. Services provided by the Institute include research and sampling design, measurement, coding and data entry, computer assisted telephone and field interviewing, mailed and Internet surveys, focus groups, data base management, statistical analysis and report production. ISR has completed numerous projects with more than 50 federal, state and community agencies, several private firms and many administrative units of the university. Faculty affiliates of the Institute offer specific content expertise in a wide variety of disciplines, including the social sciences, health and human services, engineering and education.

CALIFORNIA SECRETARY OF STATE

The Secretary of State is, among other duties, California's chief elections officer with the responsibility of administering the provisions of the Elections Code. The Secretary must compile state election returns and issue certificates of election to winning candidates; compile the returns and certify the results of initiative and referendum elections; certify acts delayed by referendum, and prepare and file a statement of vote. Recent legislation permits but does not mandate that the Secretary of State compile local election results.

TRENDS IN LOCAL ELECTIONS: 1995-2008

CEDA now encompasses 14 years of election data, including three gubernatorial election years (1998, 2002 and 2006), four presidential elections (1996, 2000, 2004, and 2008) and seven odd-numbered years devoted to local races. The 2008 election contained both Assembly and Senate seat elections and 12 statewide propositions. As a presidential election year, 2008 was characterized by a large voter turnout, and an accompanying surge in minority voter participation. This report begins with an overview of some of the multi-year election trends then continues to a discussion of the 2008 contests.

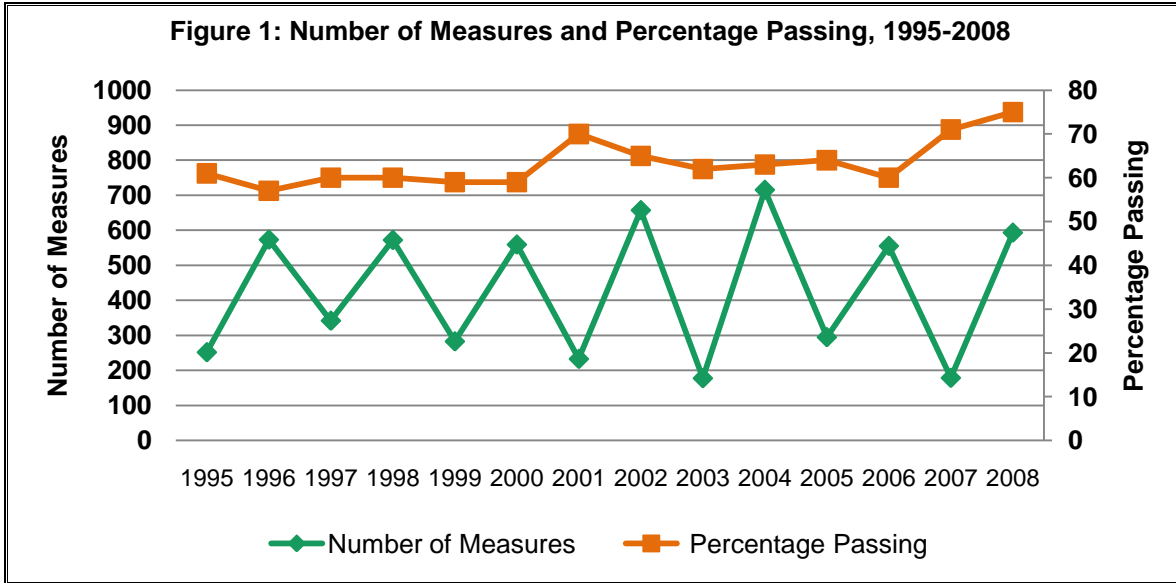
BALLOT MEASURES

Each year, California voters are asked to consider a number of governance issues and to choose among candidates vying for public office. At all local election levels, there appear to be a number of consistent features across elections, while other election characteristics seem to vary considerably from year to year, particularly between on and off year election cycles. The following section discusses the patterns and trends over the 14 years of CEDA data collection.

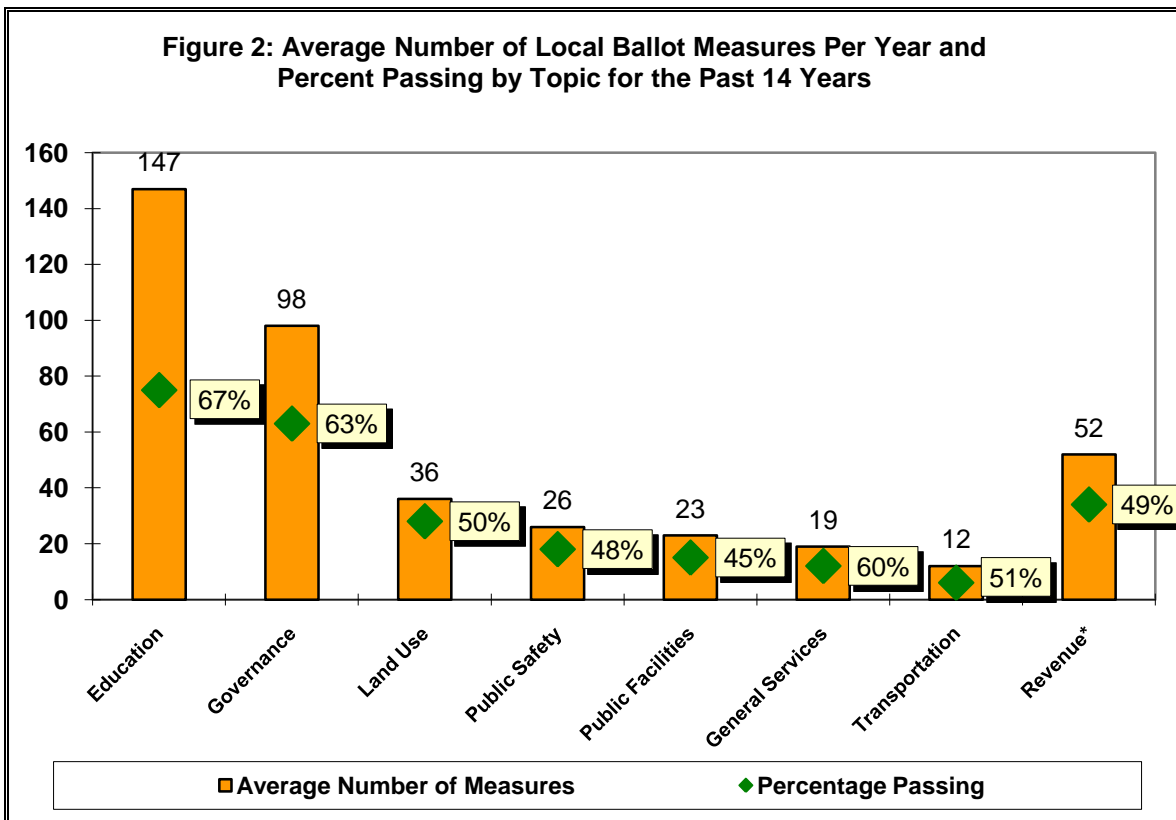
Trends in the Number, Types, and Topics of Local Election Measures

- The number of local ballot measures offered to voters clearly seems to “piggy-back” on state and national elections. From 1995 through 2008 there were, on average, 428 ballot measures per year. In even number years, the average was 603 measures, while odd years average 252. During the 14-year period, 63% of all the ballot measures passed. As of the 2008 election, the percentage of measures passed remained constant across odd and even year elections, despite the fact that the number of measures was nearly 2.4 times in even as opposed to odd years. (See Trend Table A).
 - Among all the various types of ballots measures, *charter amendments* had the largest percentage of measures passed, with more than three-quarters (77%) of *charter amendment* measures passing during the 14-year period. The second best success was among *recall measures* with slightly more than two-thirds (67%) passing. However, it should be noted that this type had the second smallest number of actual measures (behind *initiatives*) compared with the other measure categories. In terms of passage rates, following *recalls* were *bonds* (67%), *ordinances* (60%), *taxes* (53%), and *initiatives* (49%), respectively (See Trend Table A).
- Across the three governments levels—county, city and school district—at which data is collected, the largest average yearly number of ballot measures were seen at the city level (209; 49%), followed by the school district (148; 34%) and county (71; 17%). However, within these levels, the school districts had the largest percentage of measures passing (67%), followed by county (57%) and city (53%) (See Trend Table A).
- During the 14 years of CEDA data collection, the number of ballot measures in even years peaked in 2004 with 715 measures. The current 2008 election saw 593 measures, with an overall passage rate of 75%--the highest rate of any year since CEDA data collection was initiated.

- Among the eight topic areas for local ballot measures, education issues continue to be the most common ballot measure, with slightly more than one-third (34%) of all measures between 1995 and 2008 focused on this topic. The number of education measures has exceeded the number of measures dealing with other specific topics in all but two years, 1996 and again in 2007 (see Trend Table B).
- Prior to the 2008 election year, education measures appeared to have stabilized as a percentage of the total number of measures—slightly more than a third (35%)—despite the large variation in the actual number of measures between odd and even year elections. In 2007, there was a sharp decrease in the number of education ballot measures (only 42 out of 179) with the percentage of total measures focused on education dropping to 23%. However, with the 2008 results, education measures once again dominated the ballot topics comprising 246 out of 593 measures (41%) (See Trend Table B).
- Since CEDA starting tracking revenue as a separate topic area in 2000, this topic has represented 12 percent of the total ballot measures in local elections. However, in the 2007 and 2008 election cycles the percentage of measures dealing with revenue stood at higher percentages, 17 percent and 16 percent, respectively, perhaps signaling the concerns with revenue in the down economy.
 - In 2008, among all county measures, revenue issues accounted for about 12 percent; but among city's measures, revenue accounted for about 31 percent of the issues.
 - Since the 2005 election year, there have been no revenue issues at the school district level.
- Figure 1 provides an overview of the number of ballot measures and the percent of measures passing in each of the 14 years of data. As can be seen in the green trend line in Figure 1, the actual number of ballot initiatives varies substantially between odd and even years, but also as seen in the orange trend line, the percentage of ballot measures passing remains fairly constant, with a slight uptick in the past two years (See Figure 1).
 - Overall, 63 percent of ballot measures passed and the pass rates held fairly constant in even year elections (63% passing rate) and in odd years (63% passing rate), although as previously noted, there was a slight uptick in the 2007 and 2008 election years (See Trend Table A).



- Figure 2 provides an overview of the average (mean) number of local ballot measures and the percent of those measures that passed in each of eight topic areas for the past 14 years (1995-2008). As discussed previously, ballot issues dealing with education and governance displayed the largest overall average number of measures, but also revealed the highest average passing rate among the eight topic areas (See Figure 2).



*Revenue data has only been collected as a separate topic since 2000.

- The level of ballot measures also appeared to have little overall impact on the passing rate for various measures. County measures had the lowest passing rate at 57 percent overall, with school district measures having the best passing rate about ten percent better than county measures at 67 percent (See Trend Table B).
- County measures showed the greatest disparity in passing rates between odd and even year elections, faring much better in odd year elections. For example, county elections witnessed a 19 percent better passing rate for *tax* propositions, a 28 percent better passing rate for *recall* measures, a 15 percent better passing rate for *bond* proposals. In fact only one type of measure, *charter amendments*, had a better passing rate for even as opposed to odd year elections (a 67% versus 65% passing rate) (See Trend Table A).
- Among the six types of ballot measures identified in the CEDA data, *charter amendments* and *recalls* had the highest pass rates, 77 percent and 67 percent respectively, while *initiatives* and *taxes* had the lowest pass rates with 49 percent and 53 percent passing (Again, see Trend Table A).

Trends in Bond and Tax Measures

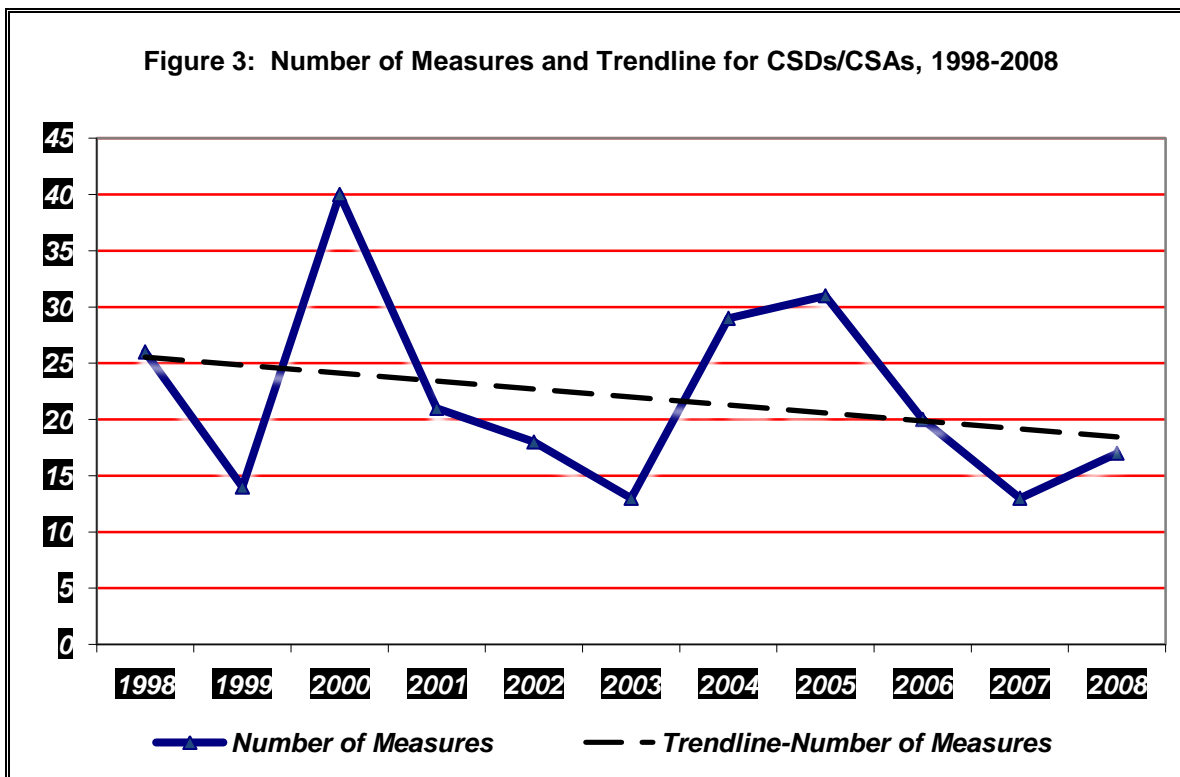
- *Bonds* and *tax* measures each made up about 28% of the measures, a little more than one-half (56%) of all ballot measures over the 14 years of election results tracked by CEDA. *Ordinances* and *charter amendments*, affecting policy shifts in local government, constituted another one-third (34%). *Initiatives* and *recalls* accounted for only 6% of the total local ballot measures (See Trend Table A).
 - School districts remain responsible for the vast majority of the *bonds* placed before voters—about 93% over 14 years of data collection. This is not surprising given the fact that bonds made up approximately 74% of the six types of measures in school district elections.
 - *Tax* measures are more dispersed, with over a third sponsored by counties (39%). Slightly less than a third (32%) is accounted for by cities, while less than one-fifth (15%) of local tax measures had their origin in local school districts (See Trend Table A).
- In the 14 years that CEDA has been collecting data, bond measures had much higher rates of passage than did tax measures. The average pass rate for bonds was 67%, while the pass rate for taxes during the period was 53% (See Trend Table A).
 - Another trend observed during the 14-year data collection is that pass rates for tax measures are consistently higher in odd-numbered years than in even-number years—an average of 59% in odd years compared with 51% for the even-numbered years. As noted above with regard to general pass rates, counties saw the biggest differences between pass rates for taxes in odd versus even years, with an average pass rate of 57% in odd years and 38% in even years. The discrepancy for odd and even years was less for cities, with an average 59% pass rate in odd years and a 54% pass rate in even years. For

School Districts tax measures passed at nearly the same rate in odd and even years, about 60 and 61 percent, respectively (See Trend Table A).

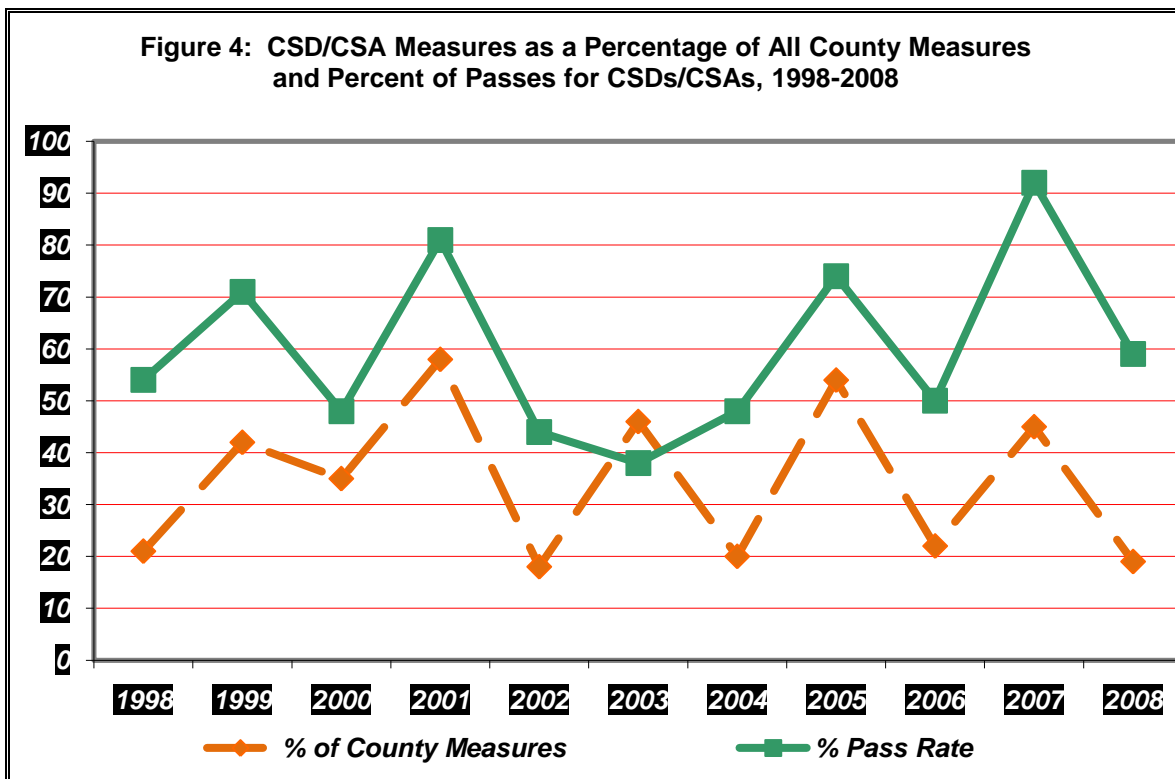
- On the other hand, on average, pass rates for bond measures appear better in even-numbered years than in odd-numbered years (69% vs. 60% respectively). However, while bond measures are considerably more likely to pass in even years versus odd years for cities (71% versus 54%) and in school districts (70% vs. 60%); they are more likely to pass in odd numbered years rather than even years for counties (73% vs. 58% respectively) (See Trend Table A).

Trends in Community Services Districts and County Service Areas Measures

Community Service Districts (CSDs) and County Service Areas (CSAs) were introduced just before the turn of the new century as an accommodation to the tax restrictions posed by Proposition 14. Portions of a county could form a special district and agree to tax themselves to provide services that the population as a whole might not support. CEDA began tracking community service district ballot measures in 1998. Despite considerable fluctuation in the number of CSD/CSA measures during the subsequent 11-year period, speculation that the number would increase over time is not supported by the trend data (see the dashed trendline in Figure 3 below). As seen in Figure 3, while the number of measures (represented by the solid line) increased dramatically from 1999 to 2000 and again in the 2003 through 2005 periods, the number experienced an equally sharp decline from 2000 to 2003 and again from 2005 through the 2007 election year. The current year again displayed a slight uptick in number of measures, but it is too early to determine whether this signals an increasing and perhaps cyclical trend, or simply reflects a yearly variation.



- As discussed in previous trend summaries, one important question is whether CSD/CSA measures lose effectiveness in terms of their passage rate as they become a larger percentage of all county measures. This year's data seems to add even further evidence that this is not the case. Although the 2003 election seems to be an anomaly in this regard, other years of data collection, particularly the last four, suggest that as CSD/CSA measures increase or decrease as a percentage of all county measures, their passage rate sees a corresponding increase or decrease. That is, when the percentage of county measures that are CSD/CSA oriented increases, their passage rate also increases and when they decrease, their passage rate also decreases (See Figure 4 below).
- In the eleven years of CEDA data on CSD/CSA elections (since 1998), 242 ballot measures have presented CSD/CSA issues across the 58 counties. However, the use of CSD/CSA measures varied widely among these counties. Six counties accounted for nearly two-thirds (62%) of CSD/CSA-related measures—Contra Costa (19), El Dorado (38), Kern (16), Marin (33), San Diego (26) and San Luis Obispo (20). By contrast, 23 counties have had 5 or fewer CSD/CSA measures on their ballots over the 11-year period (See Trend Table C).



- In the 11 years since their inception, the principal type of CSD/CSA measure has involved taxes (167; 69%). Interestingly, another funding mechanism, bond measures, has only appeared as CSD/CSA proposals five times (2% of the total measures). Behind taxes, Gann Limit issues (24; 10%) and Ordinances (23; 10%) were a distant second and third in terms of prevalence on the ballot. Recalls (18), Bond measures (5)

and Advisory measures (5) together only accounted for about twelve percent of the total number of measures during the 11-year period (See Trend Table D).

- During the 11 years since their inception, CSD/CSA-related tax measures were passed slightly less than one-half (48%) of the time. As with other tax related ballot measures, CSD/CSA measures in this area were more apt to pass in the odd-year elections (61%) and more apt to fail in even years (59% fail). Including this most recent year (2008) of data CSDs/CSAs and counties have very similar passage rates in terms of tax measures, 48 percent and 42 percent respectively. On the other hand, cities do slightly better than CSDs/CSAs, passing 55 percent of their tax measures, while school districts enjoy the greatest success with these measures with a about a 61 percent passage rate (See Trend Tables A & D).
- With the addition of the 2008 election year data, when we separate out CSD/CSA measures from all county measures, we see that non-CSD/CSA and CSD/CSA measures passed at nearly identical rates, 58 percent and 59 percent respectively. However, CSDs/CSAs did much better than other county measures when the ballot measure involved taxes. County tax measures that are non-CSD/CSA related had a 39 percent pass rate, while CSD/CSA tax measures enjoyed a 48 percent passage rate (See Trend Table E).
- Public safety remains the most common focus of CSD/CSA measures (78 of the 242 measures; 32%). General Services (31) and Governance (31) were tied as the second most prevalent ballot measure, followed by Transportation (28) Public Facilities (25), Revenue (22), Environment (6) and Land Use (4) measures.
 - It is interesting to note that there were no Governance or Public Facility or Land Use measures for two years after tracking of CSDs/CSAs was initiated in 1998, but Governance has appeared as a CSD/CSA issue in every election since then. Public Facilities measures had appeared in all but one (2003), prior to the 2008 election, but this topic again had no measures presented in the current election (2008). By contrast, Land Use, which also did not appear as CSD/CSA measure in 1998, has only appeared in two elections, 2000 and 2005. Also interesting is the fact that three Environmental measures appeared in the first two years of CSD/CSA initiatives (1998 & 1999) but have not appeared since (See Trend Table F).

TRENDS REGARDING CANDIDATES

During the 14 years of CEDA tracking of local office elections, stable patterns have emerged with regard to the number of candidates seeking offices, and distribution of candidates across the various local offices that are tracked.

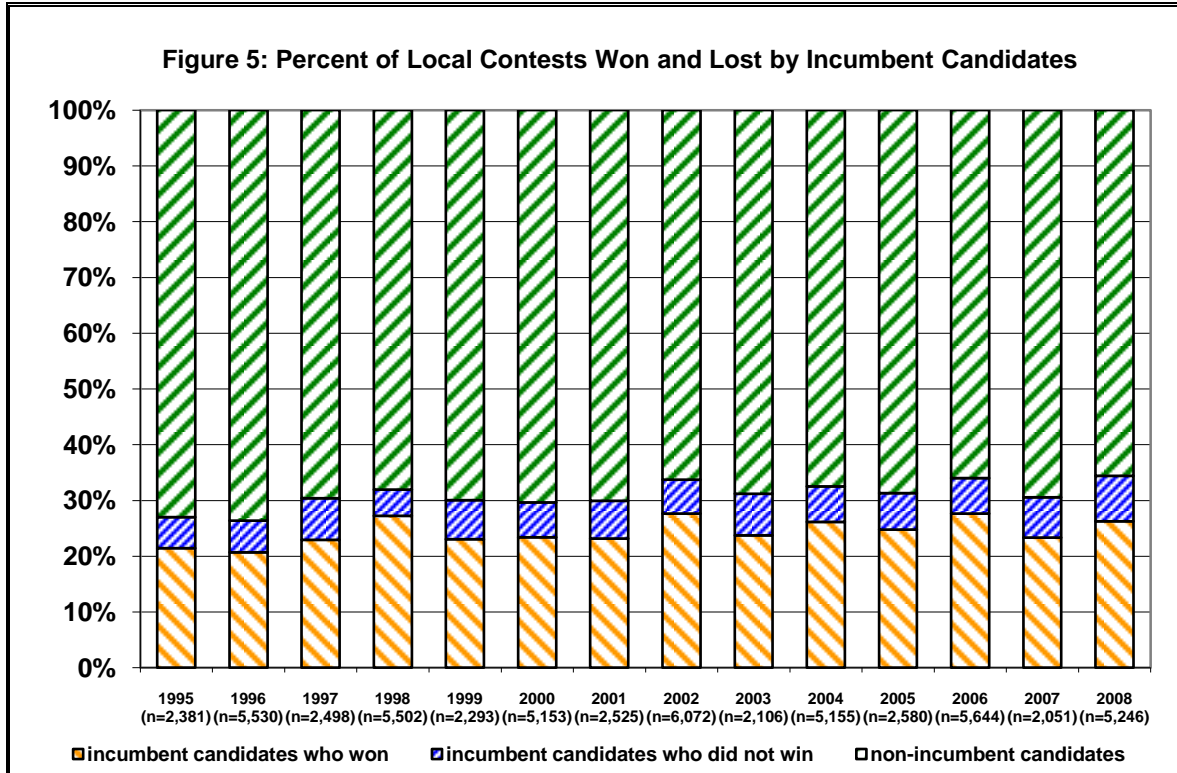
- The total number of candidates for local offices (county boards of supervisors, other county offices, city councils, and local school boards) is consistently more than twice as high in even-numbered as opposed to odd-numbered years (See Trend Table G).
- In the 14 years of CEDA data collection, school district candidates have comprised just under one half (48%) of all candidates for local offices. Candidates for city offices make

up about 37 percent of the local candidates, while the smallest percentage of local election candidates reflects those seeking county offices (about 15%).

- In the on-year elections, city candidates and school district candidates are fairly similar in terms of the number of candidates. However, with the exception of the 2005 and the 2007 elections, school district candidates have the largest number of candidates in the off-year election cycles where they make up about two-thirds of the candidates on the ballot.
- In two of the prior even-year elections, 2000 and 2004, and again in the 2008 election, there were a slightly greater percentage of city candidates than of school district candidates.
- The percentage of candidates running for county offices “pops” upward on on-cycle election years. In the 14 years of CEDA data collection, the county candidates averaged 19 percent of all local election candidates in the even years, but comprised only 6 percent of the candidates in the odd years.
- Over the 14 years of data collection, county candidates made up about 15 percent of all candidates in local elections (See Trend Table H).
 - Among candidates for county offices, 39 percent were running for County Supervisor positions, while 24 percent were seeking CSD/CSA seats.
- On average, during the 14 years of CEDA data collection, slightly less than one-third (about 31%) of all candidates for local offices were incumbents.
 - About 34 percent of those seeking school district seats were incumbents.
 - Approximately 25 percent of those seeking city council positions were incumbents.
 - About 26 percent of those seeking county supervisor seats were incumbents, however, with the exception of 1997 when there were 5 County Supervisor seat races open, there are typically no races for County Supervisor seat races in odd-year elections. (See Trend Table I).
- During the 14 year period, nearly four out of every five (79%) incumbents running for local reelection won their respective offices (See Figure 5 and Trend Table I).
 - Seventy-seven (77%) percent of incumbent school district candidates won their elections.
 - About 79 percent of incumbent city council office holders won their elections.
 - About 81 percent of those running for county supervisor¹ seats held the office (See Trend Table I).

¹ This percentage is calculated on those years in which county supervisors were normally up for election. In off years there were either no candidates or a very small number running for vacated seats.

- In local elections, during the past 14 years, a little more than half (52%) of winning candidates were incumbents. This means that the local political area is seeing a fresh mixture of individuals comprising local elected offices and bodies with each election cycle. Conversely, this also suggests that fears of control of these institutions by a group of long-term political incumbents may be overstated.



2008 ELECTION DATA

BALLOT MEASURES

California voters faced a total of 593 county, city and school district local ballot measures in 2008 of which 445 or 75% were enacted. The number of measures is slightly below the average of 603 measures in even numbered years since 1996 but the pass rate in 2008 was above average. Bonds and tax measures were the most common, accounting for 389 or 66% of all measures. The most frequent topics of local ballot measures were governance (99 measures or 17% of all); revenue (92 measures or 16%) and land use (43 measures or 7%). Only 2% of all local measures were placed on the ballot through the initiative process.

Bond mania returned to California during 2008. Voters faced 201 separate local bond measures totaling \$35.6 trillion. Of these, voters approved 169 totaling \$33.6 trillion and rejected 32, totaling \$2.0 trillion. The CEDA Report for 2007 noted a marked decline in the number of bond measures with only 22 county, city and school district bonds on that year's ballot of which 12 were approved for a pass rate of 55 percent. This is in comparison to a mean of 71 bond measures in odd-number years with a pass rate of 60 percent since 1995. However, the 201 bond measures in 2008 is the second highest total since 1995 (there were 245 such measures in 2002) and the 2008 pass rate of 84 percent is the highest since 1995. Consequently, it would appear that whatever dynamics that had led to the unprecedented rejection of two state bond measures in 2006 and record low number of local bonds in 2007 were no longer operative in 2008.

There were three county bonds totaling \$840 million; one in Santa Clara for the Santa Clara Valley Medical Center and two in the City-County of San Francisco for hospital earthquake safety and for parks. The five city bond measures totaled \$199 million. All five were approved by the voters in Berkeley (\$26 million for branch libraries) Gilroy (\$37 million for earthquake retrofitting), Martinez (\$30 million for parks and libraries), San Jose (\$76 million for libraries and community centers) and San Juan Capistrano (\$30 million for open space and parks). As usual, school districts accounted for the overwhelming majority of bond measures. School districts proposed 193 bond measures of which 161 passed totaling \$32.5 trillion and 32, totaling \$2 trillion, failed. School bond measures ranged from \$715,000 in Tulare County's Stone Corral Elementary District (with about 140 students) to Los Angeles Unified's \$7 billion bond measure (both measures passed). Other notably large bond measures included \$3.5 billion for Los Angeles Community College, \$2.1 billion for San Diego Unified, \$1.2 billion for Long Beach Unified, and \$500 million each for San Bernardino Community College, Center Joint Unified (Sacramento County) and Victor Valley Union High School District. Indeed, more than fifty bond measures exceeded \$100 million.

The 2007 CEDA Report also noted the unusual number and high success rates of local tax measures. A total of 61 tax measures faced local voters in 2007 of which 45 or 74 percent were approved. That was the highest pass rate for tax measures since 1995. Indeed, the median number of tax measures in odd numbered years since 1995 is 69 with a pass rate of 59 percent. This pattern, in contrast with bond measures, did continue in 2008 with a total of 188 tax measures facing local voters who approved 126 for a pass rate of 67%. Since 1995, the average number of tax measures in even numbered years is 167 with a pass rate of approximately 51 percent. Thus 2008 witnessed an above average number of tax measures which were significantly more likely to pass than the average since 1995. Tax measures with

especially high pass rates included hotel/occupancy taxes (15 measures of which 12 or 80% passed); sales tax increases or extensions (44 measures of which 28 or 64% were enacted) and business taxes (5 of which 3 or 60% passed).

Of particular interest is the fate of San Diego's Measure A that would have created a parcel tax to fund a regional fire protection agency. The measure failed, receiving only 63.6% when a two-thirds vote was needed. In 2003, 2006 and 2007 San Diego was hit with devastating wildfires. The October 2006 fire was one of the worst in California history. Thousands of acres burned, more than 2,400 homes and business were destroyed and 16 people died. Reports after the 2003 and 2006 fires indicated a serious contributing factor to the devastation was the shortage of fire fighting resources (e.g., San Diego policy's of not investing in fire-fighting aircraft relying instead on mutual assistance arrangements with the state, Los Angeles and Orange Counties, the latter having aircraft assets. Unfortunately, when the San Diego fires started, both LA and Orange also had wildfires and thus their aircrafts were unavailable for use in San Diego). As reported in the 2004 CEDA Report, San Diego voters turned down Measure C which would have increased the City's hotel tax to fund emergency services. The failure of Measure C, which garnered 61% of the vote but not the requisite two-thirds) contributed to the resignation of the city fire chief in 2006. The failure of Measure A apparently leaves San Diego still in search of fire service funding.

Public opinion polls in California tend to indicate dissatisfaction with elected officials. That dissatisfaction was both reflected and rebutted by local ballot measures in 2008. Dissatisfaction was evidenced by the revival of term limit measures. From 2005 through 2007 the only term limit measures were efforts to ease existing term limits (5 were defeated and three passed). The last time a local government enacted term limits was in 2004. In 2008, however, three cities (Lynwood, Pinole and Tracy) and one county (Ventura) enacted term limits. Voters in Downey rejected a term limit measure while those in Garden Grove and Santa Ana eased existing term limit ordinances. On the other hand, voters in Placer County approved a pay raise for the county supervisors and the City of Albany did the same for council members. There were 11 measures that sought to change elective positions such as City Clerk to appointed ones, of which seven failed and five passed. The successful measures were in more populous and urban areas (e.g., County of Marin and the Cities of Concord, Los Gatos) while voters in less populous and less urban areas voted to keep their elected positions (e.g., Colusa, Nevada City, San Juan Bautista, Yuba City). Chula Vista went its own way voting to change the appointed City Attorney to an elected position.

As always local voters faced ballot measures consistent with California's tradition of eclectic, entertaining and sometimes eccentric politics. In 2008 these included:

- An unsuccessful San Francisco measure to rename a water treatment plant the "George W. Bush Sewage Plant;"
- Another unsuccessful San Francisco measure to declare it the City's policy to turn Alcatraz into an International Peace Center;
- A third unsuccessful San Francisco measure to require the police not to enforce laws against prostitution;

- A Porterville measure to add “In God We Trust” to the city’s motto and a measure in Villa Park to require that “In God We Trust” be displayed in the City Council Chambers. Both measures passed;
- The City of Riverside regulated the number of crowing roosters and required the roosters to be housed from sunset to sunrise in noise reducing acoustical structures; and
- The Manila Community Service District in Humboldt County voted against fluoridating its water.

County Measures. In 2008 there were a total of 90 county ballot measures. All of the state’s counties had at least one ballot measure. Of the 90 county measures, 56 or 62% passed while 34 or 38% failed. The bulk of county measures were ordinances (40) and tax measures (33). Governance issues predominated (25) with public safety and facilities issues (14 measures each) also frequent. The City and County of San Francisco accounted for a third of all county measures with 32 measures of which 21 or 66% were enacted. Fresno, Humboldt, Lassen, Monterey, San Diego, Sutter and Yuba Counties each had a single county ballot measure which was defeated. In contrast to 2007 when no land use measure was passed, county voters approved 6 of 7 land use measures in 2008.

Unusually, there was a county recall election in 2008. Voters in Mono County recalled their tax assessor, James Lovett. Lovett, who had been appointed to the position in 2007, had been accused of spending as little as six hours a week doing the job for which he was paid \$134,000 annually. A drunk-driving arrest and critical grand jury report helped convince Mono County voters, who recalled Lovett on a vote of 2,697 to recall and 181 against.

City Measures. Voters in 165 cities passed judgment on a total of 258 city ballot measures of which 188 or 73% passed and 70 or 27% failed. The overall total is less than the average in even numbered year election since 1996 of 302 measures, though the 73% pass rate is the highest in any year since 1995. The majority of city measures dealt with taxes (111 or 43% of all city measures), ordinances (80 or 31%), and charter amendments (35 or 14%). Measure topics included revenues (81 or 31%), governance (74 or 29%), land use (36 or 14%) and public safety issues (25 or 10%). City voters approved 79 of 111 tax measures or 71% and all of the five bonds measures on the ballot. There were a total of nine initiative measures of which 8 were approved. The only unsuccessful initiative was a Berkeley measure to eliminate municipal limits on medical marijuana. Buellton, Pleasanton, and San Juan Capistrano each adopted initiatives protecting open space or establishing growth limits.

An interesting development occurred in the City of Sierra Madre in Los Angeles County which had a ballot measure which would have prevented the City from reducing the number of budget positions in the police department and required the City to provide police with salary and benefits higher than the average provided by other cities in the area. This measure was an initiative sponsored by the Sierra Madre Police Officers Association but was defeated by a 2:1 margin.

A total of eight city elected officials faced recall elections in 2008 of which only 3 or 38% were successful. Two members of the Pinole City Council were decisively recalled while in the City of Commerce one council member was recalled by a margin of 35 votes while another survived the recall by 18 votes. Three members of the Maywood City Council easily defeated recall attempts. The mayor of Colton also rebuffed a recall.

School District Measures. The year 2008 saw a total of 245 school district ballot measures of which 201 or 82% were approved and 44 or 18% were rejected by the voters. In comparison, the average for even numbered years since 1996 is 191 with a 69% pass rate. Thus 2008 was above average in both the number of school district measures considered and the number that were approved by the voters. Bond measures accounted for 193 of the 245 school district measures. Indeed, school bonds represented 33% of all local ballot measures in 2008. In addition, there were 44 tax measures or 18% of school measures. The tax measures enjoyed a pass rate of 75%, just slightly more than the overall tax measure approval rate of all local ballot measures of 74%.

A pattern of fewer than average recall elections continued in 2008. In 2007 no elected school board official faced a recall. In 2008 there were recall elections, but only 3 which is below the even-year average of 5 and is the second lowest number of recalls since 1995 (the lowest two occurred in 2003 and 2004). There has not been double-digit number of recalls of school trustees since 2001 when 14 such elections were held. One trustee from Manhattan Beach Unified and two trustees from Capistrano Unified were successfully recalled.

Live Oak Unified School District in Sutter County defeated a measure to abolish the district trustee areas and elect the school board at-large.

CANDIDATE ELECTIONS

A total of 5,246 Californians ran for local elected office in 2008 of which 2,462 were elected 47% were elected. The even-year average since 1996 is 5,472; the number of 2008 candidates is the third lowest and the fourth highest of all even-numbered election years since 1996. Whatever woes California experienced last year, the willingness of its citizens to run for public office did not suffer appreciably. Offices filled included 188 county supervisorial seats, 167 other county offices, 834 city council seats, 227 other city positions and 1,046 school district trustee positions for a total of 2,462 positions.

A little more than a third of all local candidates were incumbents seeking reelection (1,804 or 34%). Being an incumbent greatly increased a candidate's chances of victory as 76% of incumbents won. As large as a percentage this is, it does not translate to a lack of turnover in local office as only 56% of winning candidates were incumbents. In other words, of the 2,462 people elected to local office, 1,085 or 44% were non-incumbents. Because of the defeat of incumbents seeking reelection (427) or incumbents who do not, for whatever reason, run for reelection, more than two-fifths of all local officials elected in 2008 were brand new to their office.

County Races. All fifty-eight California counties elected their officials in even-numbered years. Counties elect five-member board of supervisors (their four year terms are staggered so not all seats are up each year) except the City and County of San Francisco which has an eleven member board. Counties also elect sheriffs, clerks, district attorneys and members of the governing boards of community service districts (CSD), which are agencies of the county. In 2008 a total of 188 county supervisor seats, 95 community service district directors and 72 other county offices were contested.

Incumbent county supervisors were usually successful in seeking reelection with 85% of incumbents winning their races. However, incumbents accounted for only 61% of all 188 winners: 74 non-incumbents were elected, 20 of who beat incumbents while 114 incumbents were reelected. Boards of Supervisors thus experienced a 39% turnover in 2008. Incumbent

supervisors were defeated in 16 counties and forced into run-off elections in another five counties. In Modoc and San Luis Obispo Counties two of the three incumbents seeking reelection were defeated. In Plumas County of the two incumbents seeking reelection one was defeated and the other reelected with only 50.3% of the vote. In contrast, all three Tehama County incumbents were not only reelected, they faced no challengers.

The numbers were reversed in elections for the Boards of Directors of CSDs: a total of 95 directors were elected of whom 53 or 56% were non-incumbents and 42 or 44% were incumbents. A total of 26 incumbent directors seeking reelection were defeated.

Superior Court judges were the most likely incumbents to be reelected with 94% of those who sought reelection being successful. However of the 54 judgeships filled by election in 2008, only 15 or 28% were incumbent judges while 39 or 72% were non-incumbents. Only one incumbent judge was defeated, Judge Thomas Mellon, who was beat by a San Francisco County Supervisor. This data needs to be considered within the context that in California most superior court vacancies are, in fact, filled by gubernatorial appointment. Superior Courts judges are elected but if a vacancy occurs during the term of an incumbent judge, the governor has the authority to fill the vacancy by appointment. The appointed judge appears on the next election ballot.

City Races. Nearly 2,300 Californians ran for 1,061 elective city offices in 2008. There were 1,875 candidates for city councils, 210 for mayorships, 101 for city treasurer, 72 for city clerk and 24 for other city offices. Incumbents won 83% of their races but non-incumbents represented 41% of all winners.

A total of 570 incumbent city council members sought reelection of which 456 or 80% were victorious and only 114 or 20% were defeated. On the other hand, of the 834 city council seats filled in 2008, 378 or 45% were won by non-incumbents. Incumbent mayors were especially successful with 55 or 87% of the 63 seeking reelection being successful. Again, however there was a 30% turnover among the state's mayors as 24 of the 79 elected in 2008 were non-incumbents. Only 2 of 55 incumbent city clerks (Colton and Fillmore) and 4 of 61 incumbent city treasurers (Avalon, Coachella, Fillmore and Lake Elsinore) were defeated for incumbent reelection rates of 96% for city clerks and 93% for city treasurers. Voters in Fillmore ousted the City Clerk and City Treasurer as well as one of the two incumbent city council members running for reelection. Interestingly, in at least 19 cities all incumbent city council members seeking reelection were defeated.

School District Races. More than a thousand Californians were elected to school boards in 2008. Specifically, 1,046 school trustees were elected of whom 577 were incumbents and 469 were non-incumbents. The incumbents' reelection rate was 70% but incumbents accounted for only 55% of winners while non-incumbents represented 45% of elected trustees. The 70% reelection rate was, interestingly, the lowest since 1995 but the 55% of winning candidates who were incumbents is the fourth highest since 1995. In 27 districts all incumbents seeking reelection were defeated.

It should be noted that the total number of school board candidates in 2008, 2,182, was below the even-number year average since 1996 of 2,279 and represents a slight downward trend. The number of candidates was 2,548 in 1996, dropped in 1998 (2,432) and 2000 (2,059), reversed in 2002 (2,450), but has again declined every year since.

2008 COUNTY, CITY AND SCHOOL DISTRICT ELECTION DATES BY COUNTY

	2/5	3/4	4/8	5/6	6/3	6/24	8/26	11/4	12/9
Alameda	✓	✓			✓			✓	
Alpine					✓			✓	
Amador					✓			✓	
Butte	✓				✓			✓	
Calaveras					✓			✓	
Colusa					✓			✓	
Contra Costa	✓				✓			✓	
Del Norte					✓			✓	
El Dorado					✓			✓	
Fresno	✓				✓			✓	
Glenn	✓				✓			✓	
Humboldt	✓				✓			✓	
Imperial	✓				✓			✓	
Inyo					✓			✓	
Kern	✓				✓			✓	
Lake					✓			✓	
Lassen					✓			✓	
Los Angeles	✓		✓		✓			✓	✓
Madera	✓				✓			✓	
Marin	✓				✓			✓	
Mariposa	✓				✓			✓	
Mendocino	✓				✓			✓	
Merced	✓				✓			✓	
Modoc					✓			✓	
Mono					✓			✓	
Monterey	✓				✓			✓	
Napa	✓				✓			✓	
Nevada					✓			✓	
Orange	✓				✓	✓		✓	

2008 COUNTY, CITY AND SCHOOL DISTRICT ELECTION DATES BY COUNTY

	2/5	3/4	4/8	5/6	6/3	6/24	8/26	11/4	12/9
Placer	✓				✓			✓	
Plumas					✓			✓	
Riverside	✓				✓			✓	
Sacramento	✓				✓			✓	
San Benito					✓			✓	
San Bernardino	✓				✓			✓	
San Diego	✓				✓			✓	
San Francisco	✓				✓			✓	
San Joaquin	✓				✓			✓	
San Luis Obispo					✓			✓	
San Mateo	✓			✓	✓	✓		✓	
Santa Barbara	✓				✓			✓	
Santa Clara	✓				✓			✓	
Santa Cruz	✓				✓		✓	✓	
Shasta	✓				✓			✓	
Siskiyou					✓			✓	
Solano					✓			✓	
Sonoma	✓				✓	✓		✓	
Stanislaus	✓				✓			✓	
Sutter					✓			✓	
Tehama					✓			✓	
Trinity					✓			✓	
Tulare	✓				✓			✓	
Tuolumne					✓			✓	
Ventura					✓	✓		✓	
Yolo					✓			✓	
Yuba	✓				✓			✓	

TREND TABLE A NUMBER OF BALLOT MEASURES, PERCENT OF TOTAL MEASURES, AND PERCENT PASSING BY TYPE, JURISDICTION AND YEAR

	ALL MEASURES			BONDS			TAXES			ORDINANCE			RECALLS			INITIATIVES			CHARTER AMENDMENT		
	Mean Number of Measures	% of All Measures	Pass Rate	Mean Number of Measures	% of All Measures	Pass Rate	Mean Number of Measures	% of All Measures	Pass Rate	Mean Number of Measures	% of All Measures	Pass Rate	Mean Number of Measures	% of All Measures	Pass Rate	Mean Number of Measures	% of All Measures	Pass Rate	Mean Number of Measures	% of All Measures	Pass Rate
ALL MEASURES																					
1995-2008	428	100	63	118	28	67	118	28	53	94	22	60	15	4	67	10	2	49	53	12	77
EVEN YEARS	603	100	63	165	27	69	167	28	51	139	23	60	16	3	66	15	2	50	74	12	76
ODD YEARS	252	100	63	71	28	60	69	27	59	48	19	61	15	6	69	6	2	49	32	13	79
COUNTY																					
1995-2008	71	17	57	2	3	60	28	39	42	23	32	64	2	3	72	2	3	47	7	10	65
EVEN YEARS	111	18	54	3	2	58	44	40	38	36	32	62	2	1	55	4	4	48	13	12	67
ODD YEARS	32	13	67	2	7	73	12	36	57	10	32	70	3	8	83	0	1	67	2	8	65
CITY																					
1995-2008	209	49	53	6	3	63	68	32	55	63	30	57	7	3	66	8	4	49	45	22	79
EVEN YEARS	302	50	62	8	3	71	101	34	54	95	31	58	9	3	62	11	4	50	61	20	78
ODD YEARS	115	46	64	3	3	54	34	29	59	31	27	53	5	4	74	5	4	46	30	26	80
SCHOOL DISTRICT																					
1995-2008	148	34	67	109	74	67	22	15	61	8	5	78	6	4	68	0	0	100			
EVEN YEARS	191	32	69	153	80	70	21	11	61	8	4	76	5	3	76						
ODD YEARS	104	41	62	66	63	60	23	22	60	7	7	80	8	7	62	0	0	100			

TREND TABLE A NUMBER OF BALLOT MEASURES, PERCENT OF TOTAL MEASURES, AND PERCENT PASSING BY TYPE, JURISDICTION AND YEAR

	ALL MEASURES			BONDS			TAXES			ORDINANCE			RECALLS			INITIATIVES			CHARTER AMENDMENT			
	Number of Measures	% of All Measures	Pass Rate	Number of Measures	% of All Measures	Pass Rate	Number of Measures	% of All Measures	Pass Rate	Number of Measures	% of All Measures	Pass Rate	Number of Measures	% of All Measures	Pass Rate	Number of Measures	% of All Measures	Pass Rate	Number of Measures	% of All Measures	Pass Rate	
ALL MEASURES	1995	252	100	61	91	36	47	26	10	35	46	18	61	8	3	88	8	3	50	54	21	93
	1996	573	100	57	64	11	59	141	25	40	176	31	58	33	6	70	18	3	39	115	20	73
	1997	342	100	60	127	37	59	100	29	56	45	13	69	29	8	38	7	2	71	31	9	81
	1998	572	100	60	144	25	58	162	28	48	115	20	58	19	3	74	9	2	56	94	16	77
	1999	283	100	59	107	38	59	54	19	57	68	24	57	14	5	69	10	4	40	20	7	50
	2000	559	100	59	135	24	60	122	22	39	154	28	58	11	2	100	21	4	67	79	14	67
	2001	233	100	70	73	31	75	68	29	72	33	14	58	21	9	71	1	0	100	25	11	60
	2002	657	100	65	245	37	76	155	24	54	136	21	54	8	1	63	10	2	40	77	12	77
	2003	178	100	62	22	12	55	62	35	48	47	26	70	9	5	89	5	3	40	24	13	75
	2004	715	100	63	179	25	75	258	36	47	144	20	64	11	2	73	14	2	29	72	10	79
	2005	295	100	64	57	19	74	111	38	58	59	20	54	11	4	82	7	2	43	35	12	89
	2006	555	100	60	184	33	59	142	26	56	123	22	63	17	3	29	22	4	36	39	7	82
	2007	179	100	71	22	12	55	61	34	74	40	22	58	13	7	100	1	1	0	38	21	79
	2008	593	100	75	201	34	84	188	31	67	123	20	65	12	2	58	11	2	91	39	7	90
COUNTY MEASURES	1995	17	7	53				6	35	33	2	12	0							6	35	83
	1996	115	20	49	4	3	50	35	30	29	35	30	54	4	3	100	7	6	14	23	20	65
	1997	24	7	63	7	29	57	7	29	71	4	17	100	2	8	50				4	17	25
	1998	121	21	59	1	1	0	50	41	38	31	26	72				4	3	25	25	21	76
	1999	33	17	67	1	3	100	16	48	50	8	24	63							4	12	100
	2000	116	21	49	6	5	83	51	45	29	28	24	50				8	7	88	8	7	38
	2001	36	15	75	3	8	100	13	36	77	11	31	64	4	11	75				1	3	0
	2002	98	15	56	5	5	20	38	39	45	39	40	67	1	1	0	2	2	50	7	7	71
	2003	28	16	64				12	43	25	15	54	100	1	4	0						
	2004	142	20	54				59	42	44	47	33	62	1	1	0	4	3	25	18	13	56
	2005	57	19	63	3	5	67	24	42	65	16	28	56	3	5	100	3	5	67	2	4	50
	2006	93	17	52				44	47	41	30	32	60	4	4	25	2	2	50	6	6	83
	2007	29	16	76	1	3	100	3	10	67	16	55	63	8	28	100						
	2008	90	15	62	3	3	100	33	37	74	40	44	65	1	1	100	2	2	100	4	4	100

TREND TABLE A NUMBER OF BALLOT MEASURES, PERCENT OF TOTAL MEASURES, AND PERCENT PASSING BY TYPE, JURISDICTION AND YEAR

	ALL MEASURES			BONDS			TAXES			ORDINANCE			RECALLS			INITIATIVES			CHARTER AMENDMENT				
	Number of Measures	% of All Measures	Pass Rate	Number of Measures	% of All Measures	Pass Rate	Number of Measures	% of All Measures	Pass Rate	Number of Measures	% of All Measures	Pass Rate	Number of Measures	% of All Measures	Pass Rate	Number of Measures	% of All Measures	Pass Rate	Number of Measures	% of All Measures	Pass Rate		
CITY MEASURES	1995	118	47	71	4	3	75	7	6	29	38	32	58					7	6	43	48	41	94
	1996	371	65	58	10	3	30	98	26	43	120	32	58	25	7	76	11	3	55	92	25	75	
	1997	144	42	58	2	1	50	70	49	50	28	19	54	9	6	22	7	5	71	27	19	89	
	1998	287	50	60	9	3	78	102	36	48	79	28	53	7	2	43	5	2	80	69	24	77	
	1999	119	42	53	4	3	75	27	23	52	48	40	48	8	67	100	10	8	40	16	13	38	
	2000	297	53	60	11	4	82	65	22	45	113	38	56	6	2	100	13	4	64	71	24	70	
	2001	94	40	68	8	9	63	32	34	72	18	19	61	3	3	100	1	1	100	24	26	63	
	2002	309	47	60	12	4	83	102	33	58	94	30	48	5	2	60	8	3	38	70	23	77	
	2003	89	50	67	2	2	50	14	16	71	29	33	55	6	7	100	5	6	40	24	27	75	
	2004	338	47	59	7	2	43	148	44	46	92	27	63	6	2	67	10	3	30	54	16	87	
	2005	135	46	61	2	1	0	47	35	55	37	27	51	3	2	33	4	3	25	33	24	91	
	2006	255	46	64	10	4	50	83	33	69	85	33	61	6	2	17	20	8	35	33	13	82	
	2007	108	60	71	2	2	0	40	37	73	19	18	53	5	5	100	1	1	0	38	35	79	
	2008	258	44	73	5	2	100	111	43	71	80	31	65	8	3	38	9	3	89	35	14	89	
SCHOOL DISTRICT MEASURES	1995	117	46	51	87	74	45	13	11	38	6	5	100	8	7	88	1	1	100				
	1996	87	15	61	50	57	66	8	9	63	21	24	62	4	5	0							
	1997	174	51	62	118	68	59	23	13	70	13	7	92	18	10	44							
	1998	164	29	62	134	82	57	10	6	100	5	3	40	12	7	92							
	1999	131	46	62	102	78	58	11	8	82	12	9	92	6	5	33							
	2000	146	26	63	118	81	57	6	4	67	13	9	92	5	3	100							
	2001	103	44	71	62	60	76	23	22	70	4	4	25	14	14	64							
	2002	250	38	75	228	91	76	15	6	53	3	1	100	2	1	100							
	2003	61	34	52	20	33	55	36	59	47	3	5	67	2	3	100							
	2004	235	33	73	172	73	77	51	22	53	5	2	100	4	2	100							
	2005	103	35	69	52	50	77	40	39	55	6	6	67	5	5	100							
	2006	207	37	58	174	84	60	15	7	27	8	4	88	7	3	43							
	2007	42	23	67	19	45	58	18	43	78	5	12	60										
	2008	245	41	82	193	79	83	44	18	75	3	1	67	3	1	100							

TREND TABLE B NUMBER OF BALLOT MEASURES, PERCENT OF TOTAL MEASURES, AND PERCENT PASSING BY TOPIC, JURISDICTION AND YEAR

	ALL MEASURES			EDUCATION			GOVERNANCE			LAND USE			PUBLIC SAFETY			PUBLIC FACILITIES			GENERAL SERVICES			TRANSPORTATION			REVENUE		
	Mean Number of Measures	% of All Measures	Pass Rate	Mean Number of Measures	% of All Measures	Pass Rate	Mean Number of Measures	% of All Measures	Pass Rate	Mean Number of Measures	% of All Measures	Pass Rate	Mean Number of Measures	% of All Measures	Pass Rate	Mean Number of Measures	% of All Measures	Pass Rate	Mean Number of Measures	% of All Measures	Pass Rate	Mean Number of Measures	% of All Measures	Pass Rate	Mean Number of Measures	% of All Measures	Pass Rate
ALL MEASURES																											
1995-2008	428	100	63	147	34	67	98	23	63	36	8	50	26	6	48	23	5	45	19	4	60	12	3	51	52	12	49
EVEN YEARS	603	100	63	190	31	70	126	21	66	47	8	56	34	6	53	29	5	49	24	4	60	15	3	58	54	9	57
ODD YEARS	252	100	63	104	41	62	56	22	73	19	7	50	12	5	55	11	4	63	12	5	66	6	2	51	27	12	73
COUNTY																											
1995-2008	71	17	57	1	1	78	20	28	69	7	10	46	9	12	45	8	12	48	5	8	63	8	11	64	8	11	51
EVEN YEARS	111	18	54	1	1	67	30	27	67	11	10	48	14	13	43	13	11	40	7	7	58	12	11	61	12	11	53
ODD YEARS	32	13	67	0	1	100	9	29	75	3	8	39	3	10	54	4	13	72	3	10	74	3	11	75	4	9	43
CITY																											
1995-2008	209	49	62	1	1	63	76	36	68	29	14	58	17	8	57	14	7	56	14	7	63	4	2	43	43	21	67
EVEN YEARS	302	50	62	2	1	69	107	36	67	41	14	61	26	9	58	21	7	57	18	6	62	6	2	51	60	20	63
ODD YEARS	115	46	64	1	1	50	44	39	72	16	14	52	9	8	56	7	6	52	9	8	63	3	2	26	24	22	78
SCHOOL																											
1995-2008	148	34	67	145	98	58	2	1	63				0	0	0	0	0	0	0	0	0				1	0	83
EVEN YEARS	191	32	70	187	98	56	2	1	43				0	0	0				0	0	0				1	1	83
ODD YEARS	104	41	62	102	98	62	2	2	85							0	0	0									

TREND TABLE B NUMBER OF BALLOT MEASURES, PERCENT OF TOTAL MEASURES, AND PERCENT PASSING BY TOPIC, JURISDICTION AND YEAR

	ALL MEASURES			EDUCATION			GOVERNANCE			LAND USE			PUBLIC SAFETY			PUBLIC FACILITIES			GENERAL SERVICES			TRANSPORTATION			REVENUE			
	Number of Measures	% of All Measures	Pass Rate	Number of Measures	% of All Measures	Pass Rate	Number of Measures	% of All Measures	Pass Rate	Number of Measures	% of All Measures	Pass Rate	Number of Measures	% of All Measures	Pass Rate	Number of Measures	% of All Measures	Pass Rate	Number of Measures	% of All Measures	Pass Rate	Number of Measures	% of All Measures	Pass Rate	Number of Measures	% of All Measures	Pass Rate	
ALL MEASURES	1995	252	100	61	120	48	53	63	25	84	14	6	57	12	5	50	14	6	57				2	1	0			
	1996	573	100	57	84	15	70	210	37	65	54	9	56	39	7	51	38	7	37	71	12	51	6	1	50			
	1997	342	100	60	175	51	62	43	13	67	19	6	68	12	4	42	15	4	60	35	10	60	4	1	50			
	1998	572	100	60	158	28	63	130	23	64	46	8	70	37	6	43	33	6	58	25	4	80	23	4	70			
	1999	283	100	59	119	42	59	62	22	63	29	10	41	14	5	57	4	1	75	13	5	54	8	3	88			
	2000	559	100	59	151	27	63	141	25	63	73	13	55	31	6	48	39	7	67	20	4	55	21	4	43	15	3	73
	2001	233	100	70	105	45	72	46	19	67	7	3	71	11	5	73	19	8	58	7	3	71	4	2	25	31	13	87
	2002	657	100	65	250	38	75	144	22	66	44	7	43	42	6	57	35	5	49	20	3	60	10	2	40	85	13	62
	2003	178	100	62	61	34	52	52	29	73	15	8	60	12	7	50	5	3	60	6	3	100	8	4	38	13	7	62
	2004	715	100	63	234	33	72	146	21	74	58	8	52	55	8	47	37	5	38	23	3	70	25	3	76	110	15	47
	2005	295	100	64	103	35	69	60	20	72	28	9	39	18	6	44	14	5	64	18	6	67	13	4	62	33	11	70
	2006	555	100	60	207	37	58	109	20	60	51	9	61	37	7	73	22	4	41	12	2	58	22	4	50	61	11	62
	2007	179	100	71	42	23	67	63	35	81	18	10	39	5	3	100	8	4	88	7	4	86	4	2	25	31	17	68
2008	593	100	75	246	41	82	99	17	74	43	7	72	39	7	49	32	5	66	10	2	80	14	2	50	92	16	77	
COUNTY MEASURES	1995	17	7	53				7	41	71	3	18	33				3	18	67				1	6	0			
	1996	115	20	49	1	1	100	45	39	64	11	10	38	8	7	50	15	13	13	12	10	42	3	3	100			
	1997	24	7	63	1	4	100	5	21	60	3	13	100	2	8	0	5	21	40	3	13	100	1	4	100			
	1998	121	21	59				24	20	75	13	11	62	14	12	36	12	10	42	15	12	67	16	13	75			
	1999	33	17	67				5	15	80				3	9	50	3	9	67	3	9	0	8	24	88			
	2000	116	21	49	1	1	100	22	19	64	17	15	35	14	12	36	16	14	44	8	7	63	16	14	50	9	8	78
	2001	36	15	75	2	6	100	12	33	58	1	3	100	7	19	100	5	14	80	4	11	75	1	3	0	4	11	75
	2002	98	15	56				34	35	71	7	7	71	15	15	33	11	11	36	7	7	57	5	5	40	12	12	67
	2003	28	16	64				10	36	90				5	18	40				2	7	100	2	7	100	6	21	17
	2004	142	20	54	3	2	33	35	25	69	14	10	14	22	15	50	13	9	54	4	3	50	20	14	75	17	12	41
	2005	57	19	63				12	21	67	6	11	33	6	11	33	8	14	75	9	16	78	9	16	78	4	7	50
	2006	93	17	52				28	30	54	10	11	70	11	12	55	7	8	43	2	2	50	15	16	40	11	12	27
	2007	29	16	76				14	48	93	5	17	0				5	17	100	2	7	100	2	7	50			
2008	90	15	62	1	1	100	25	28	76	7	8	86	14	16	43	14	16	50	4	4	75	7	8	57	11	12	64	

TREND TABLE C COMMUNITY SERVICE DISTRICT AND COUNTY SERVICE AREA MEASURES BY COUNTY

	1998			1999			2000			2001			2002			2003			2004			2005			2006			2007			2008			1998-2008																				
	N	%	Pass Rate	N	%	Pass Rate	N	%	Pass Rate	N	%	Pass Rate	N	%	Pass Rate	N	%	Pass Rate	N	%	Pass Rate	N	%	Pass Rate	N	%	Pass Rate	N	%	Pass Rate	N	%	Pass Rate																					
Butte							1	100	100																						1	10	100																					
Calaveras																																4	57	75																				
Contra Costa	1	33	100				4	80	25	1	100	100	2	100	50				3	60	67	3	100	100				2	100	100	3	100	67	19	73	68																		
El Dorado	2	12	50				7	78	29				1	50	100	6	100	0	2	20	100	14	88	64	2	100	0	3	100	100	1	50	0	38	57	47																		
Fresno	1	50	100																													1	8	100																				
Humboldt																																1	100	0	4	36	25																	
Imperial																																	1	13	100																			
Inyo							1	50	100																								1	13	100																			
Kern	6	100	50				2	100	0	4	100	75																					16	80	50																			
Lake																																	1	100	100	2	33	50																
Lassen							1	33	0				4	80	25																			7	64	29																		
Marin				4	100	100	5	100	80	10	91	90	3	100	100	1	100	100																	2	100	100	4	100	100	1	100	100	3	75	100	33	79	94					
Mendocino				1	100	0							1	100	0																						3	43	33															
Monterey													1	100	0																							1	9	0														
Nevada							1	100	100																													1	25	100														
Orange	1	100	100																																			1	100	100	2	12	100											
Placer	1	33	100																																				1	33	0	2	18	50										
Plumas							1	100	100	2	100	100																												4	67	100												
Riverside				3	100	33				1	100	0	2	67	50	2	100	0	1	100	100																				9	69	33											
Sacramento	2	40	100				3	75	33																															1	100	100	6	38	67									
San Bernardino	2	100	50				3	100	67				1	100	0	1	100	0	1	20	0																			1	50	100	9	64	44									
San Diego	10	83	30				3	60	33	1	100	100	2	40	0																										3	33	33	2	40	100	5	100	100	26	59	50		
San Joaquin																																										1	100	100	1	25	100							
San Luis Obispo				5	100	100	1	33	0				1	50	100																											4	67	50	4	100	100	5	83	100				
San Mateo																																										1	14	100				1	25	100	2	12	100	
Santa Barbara										1	100	0																																1	10	0								
Santa Cruz																																											1	100	0	1	11	0						
Shasta							1	100	0																																		1	100	0									
Siskiyou							2	100	100																																		5	83	0	2	100	0	3	75	33	12	86	25
Sonoma							1	20	100	1	100	100																																1	50	0	4	25	75					

TREND TABLE C COMMUNITY SERVICE DISTRICT AND COUNTY SERVICE AREA MEASURES BY COUNTY

	1998			1999			2000			2001			2002			2003			2004			2005			2006			2007			2008			1998-2008		
	N	%	Pass Rate	N	%	Pass Rate	N	%	Pass Rate	N	%	Pass Rate	N	%	Pass Rate	N	%	Pass Rate	N	%	Pass Rate	N	%	Pass Rate	N	%	Pass Rate	N	%	Pass Rate	N	%	Pass Rate			
Stanislaus																								1	50	0				1	25	0	2	25	0	
Trinity																									1	50	100							1	20	100
Tulare															1	100	100			1	100	100											2	67	0	
Tuolumne				1	100	0	1	33	0																								2	25	100	
Yuba							2	67	50											1	25	0											3	25	33	
Total for CSD/CSA Measures Over All Counties	26	21	54	14	42	71	40	35	48	21	58	81	18	18	44	13	46	38	29	20	48	31	54	74	20	22	50	13	45	92	17	19	59	242	29	59

TREND TABLE D NUMBER OF COMMUNITY SERVICE DISTRICT AND COUNTY SERVICE AREA MEASURES, PERCENT OF TOTAL COUNTY MEASURES, AND PERCENT PASSING BY TYPE AND YEAR

	ALL CSD/CSA			TAXES			BONDS			ADVISORY			RECALLS			GANN LIMIT			ORDINANCE		
	Number of Measures	% of County Measures	Pass Rate	Number of Measures	% of County Measures	Pass Rate	Number of Measures	% of County Measures	Pass Rate	Number of Measures	% of County Measures	Pass Rate	Number of Measures	% of County Measures	Pass Rate	Number of Measures	% of County Measures	Pass Rate	Number of Measures	% of County Measures	Pass Rate
1998	26	21	54	19	16	58													7	6	14
1999	14	42	71	11	33	64										3	9	100			
2000	40	35	48	28	24	29	1	1	100	3	3	67				6	5	100	2	2	100
2001	21	58	81	11	31	82	2	6	100				3	8	100	3	8	100	2	6	0
2002	18	18	44	14	14	36										4	4	75			
2003	13	46	38	11	39	27													2	7	100
2004	29	20	48	23	16	39				1	1	100				2	1	100	3	2	67
2005	31	54	74	23	40	65	2	4	100				3	5	100	1	2	100	2	4	100
2006	20	22	50	14	15	50							4	4	25				2	2	100
2007	13	45	92	3	10	67							8	28	100	1	3	100	1	3	100
2008	17	19	59	10	11	40				1	1	0				4	4	100	2	2	100
1998-2008	242	29	59	167	20	48	5	1	100	5	1	60	18	2	83	24	3	96	23	3	61

TREND TABLE E COMPARISON OF PASS RATES FOR COUNTY-WIDE AND COMMUNITY SERVICE DISTRICT/ COUNTY SERVICE AREA TAX MEASURES, 1998-2008

	Total Number of County Measures	NON-CSD/CSA COUNTY-WIDE MEASURES		CSD/CSA MEASURES		NON-CSD/CSA COUNTY-WIDE TAX MEASURES		CSD/CSA COUNTY TAX MEASURES	
		Number of Measures	Pass Rate	Number of Measures	Pass Rate	Number of Measures	Pass Rate	Number of Measures	Pass Rate
1998	121	95	60	26	54	13	9	19	58
1999	33	19	64	14	71	5	20	11	64
2000	116	75	50	40	48	24	30	28	29
2001	36	15	67	21	81	2	50	11	82
2002	98	80	59	18	44	24	50	14	36
2003	28	15	87	13	38	1	0	11	27
2004	142	113	56	29	48	36	47	23	39
2005	57	26	50	31	74	1	100	23	65
2006	93	73	52	20	50	30	37	14	50
2007	29	16	63	13	92			3	67
2008	90	73	63	17	59	23	43	10	40
1998-2008	843	600	58	242	59	159	39	167	48

TREND TABLE F NUMBER OF COMMUNITY SERVICE DISTRICT AND COUNTY SERVICE AREA MEASURES, PERCENT OF TOTAL COUNTY MEASURES, AND PERCENT PASSING BY TOPIC AND YEAR

	ALL CSD/CSA			LAND USE			PUBLIC SAFETY			GOVERNANCE			ENVIRONMENT			TRANSPORTATION			PUBLIC FACILITIES			GENERAL SERVICES			REVENUE		
	Number of Measures	% of County Measures	Pass Rate	Number of Measures	% of County Measures	Pass Rate	Number of Measures	% of County Measures	Pass Rate	Number of Measures	% of County Measures	Pass Rate	Number of Measures	% of County Measures	Pass Rate	Number of Measures	% of County Measures	Pass Rate	Number of Measures	% of County Measures	Pass Rate	Number of Measures	% of County Measures	Pass Rate	Number of Measures	% of County Measures	Pass Rate
1998	26	21	54				12	10	58				3	2	33	2	2	50				6	5	17			
1999	14	42	71				2	6	50				3	9	0	5	15	100									
2000	40	35	48	2	2	0	10	9	30	2	2	100				6	5	17	5	4	40	5	4	60	1	1	100
2001	21	58	81				6	17	100	4	11	75				1	3	0	4	11	75	4	11	75	2	6	100
2002	18	18	44				11	11	45	3	3	67							3	3	33	1	1	0			
2003	13	46	38				5	18	40	2	7	100													6	21	17
2004	29	20	48				17	12	47	1	1	0				3	2	33	4	3	50	1	1	0	2	1	100
2005	31	54	74	2	4	0	1	2	100	3	5	100				6	11	100	6	11	67	9	16	78	4	7	50
2006	20	22	50				7	8	71	5	5	40				2	2	50	2	2	0	2	2	50	2	2	50
2007	13	45	92							9	31	100				1	3	0	1	3	100	2	7	100			
2008	17	19	59				7	8	43	2	2	100				2	2	50				1	1	0	5	6	80
1998-2008	242	29	59	4	0	0	78	9	52	31	4	81	6	1	17	28	3	57	25	3	52	31	4	55	22	3	59

TREND TABLE G NUMBER OF CANDIDATES BY JURISDICTION AND YEAR

	NUMBER OF CANDIDATES			
	ALL CANDIDATES	COUNTY CANDIDATES	CITY CANDIDATES	SCHOOL DISTRICT CANDIDATES
1995	2,381	0	754	1,627
1996	5,530	822	2,160	2,548
1997	2,498	25	748	1,729
1998	5,502	1,167	1,903	2,432
1999	2,293	138	738	1,417
2000	5,153	894	2,200	2,059
2001	2,525	189	702	1,634
2002	6,072	1,412	2,210	2,450
2003	2,106	213	571	1,322
2004	5,155	878	2,232	2,045
2005	2,580	167	1,005	1,408
2006	5,644	1,247	2,162	2,235
2007	2,051	207	833	1,011
2008	5,246	782	2,282	2,182
Total	54,736	8,141	20,500	26,099

TREND TABLE H NUMBER OF CANDIDATES FOR MAJOR COUNTY OFFICES BY YEAR

	TOTAL NUMBER OF CANDIDATES	NUMBER OF COUNTY CANDIDATES	COUNTY SUPERVISOR CANDIDATES		CSD/CSA CANDIDATES	
			NUMBER OF CANDIDATES	% OF COUNTY CANDIDATES	NUMBER OF CANDIDATES	% OF COUNTY CANDIDATES
1995	2,381	0	0	0	*	*
1996	5,530	822	574	70	*	*
1997	2,498	25	21	84	*	*
1998	5,502	1,167	362	31	22	2
1999	2,293	138	5	4	109	79
2000	5,153	894	501	56	174	19
2001	2,525	189	0	0	186	98
2002	6,072	1,412	362	26	266	19
2003	2,106	213	10	5	181	85
2004	5,155	878	523	60	235	27
2005	2,580	167	4	2	155	93
2006	5,644	1,247	366	29	235	19
2007	2,051	207	10	5	179	86
2008	5,246	782	441	56	174	22
TOTAL	54,736	8,141	3,179	39	1,916	24

*The California Elections Data Archive did not collect information on CSD/CSA candidates until 1998.

TREND TABLE I | PERCENT OF INCUMBENT CANDIDATES AND PERCENT OF PREVAILING INCUMBENTS BY MAJOR OFFICE, JURISDICTION AND YEAR

	% OF ALL CANDIDATES	% OF COUNTY SUPERVISOR CANDIDATES	% OF CITY COUNCIL CANDIDATES	% OF SCHOOL DISTRICT CANDIDATES	
PERCENT OF CANDIDATES WHO ARE INCUMBENTS	1995	27	0	18	30
	1996	26	24	23	28
	1997	30	5	23	33
	1998	32	27	26	32
	1999	30	0	23	32
	2000	30	30	26	32
	2001	30	0	24	32
	2002	34	32	27	36
	2003	31	0	22	35
	2004	33	28	28	37
	2005	31	0	23	36
	2006	34	28	29	36
	2007	31	0	27	33
	2008	34	30	30	38
PERCENTAGE OF INCUMBENTS WHO WIN	1995	79	0	78	78
	1996	79	69	75	78
	1997	76	0	79	74
	1998	85	86	82	83
	1999	77	0	80	75
	2000	79	87	80	75
	2001	77	0	79	76
	2002	82	78	79	79
	2003	76	0	72	77
	2004	80	78	81	76
	2005	79	0	81	77
	2006	81	86	78	78
	2007	76	0	78	75
	2008	76	85	80	70
PERCENTAGE OF WINNING CANDIDATES WHO ARE INCUMBENTS	1995	49	0	39	50
	1996	47	43	42	47
	1997	49	0	45	49
	1998	55	56	48	53
	1999	51	0	45	51
	2000	52	67	51	50
	2001	50	0	51	49
	2002	56	56	49	56
	2003	50	0	39	54
	2004	55	55	51	57
	2005	52	0	50	52
	2006	55	59	51	56
	2007	49	0	52	48
	2008	56	61	55	55

2008 ELECTION SERIES SUMMARY:
ELECTION OUTCOMES FOR
COUNTY, CITY AND SCHOOL DISTRICT
BALLOT MEASURES AND CANDIDATES

TABLE A SUMMARY OF OUTCOMES FOR ALL COUNTY, CITY AND SCHOOL DISTRICT BALLOT MEASURES BY TYPE OF MEASURE AND COUNTY, 2008

	TAXES		BONDS		CHARTER AMENDMENT		ADVISORY		INITIATIVE		RECALL		GANN LIMIT		ORDINANCE		POLICY/POSITION STATEMENT		ALL MEASURES		
	PASS	FAIL	PASS	FAIL	PASS	FAIL	PASS	FAIL	PASS	FAIL	PASS	FAIL	PASS	FAIL	PASS	FAIL	PASS	FAIL	PASS	FAIL	TOTAL
Alameda	14	8	4	0	15	1			3	1					0	1			36	11	47
Amador	1	0																	1	0	1
Butte			2	2															2	2	4
Calaveras			1	0															1	0	1
Colusa	1	1													0	1			1	2	3
Contra Costa	9	2	4	0							2	0	2		6	0			23	2	25
Del Norte			1	0															1	0	1
El Dorado	0	1	4	1											1	0			5	2	7
Fresno	4	3	5	5											0	1			9	9	18
Glenn			1	2											1	0			2	2	4
Humboldt	5	0	2	0			0	1							2	0			9	1	10
Imperial	1	1	0	2											1	0			2	3	5
Inyo			1	0															1	0	1
Kern	1	2	8	0															9	2	11
Kings			2	0															2	0	2
Lake	1	0																	1	0	1
Lassen	0	1	1	0															1	1	2
Los Angeles	19	7	28	1	1	1	5	0	1	0	2	4			6	4			62	17	79
Madera			2	0											0	1			2	1	3
Marin	5	0	1	0									2		3	1			11	1	12
Mariposa			1	0															1	0	1
Mendocino	0	1	1	1											1	0			2	2	4
Merced			2	1											1	0			3	1	4
Modoc	0	1																	0	1	1
Mono	1	0	0	1							1	0							2	1	3
Monterey	2	3	2	1			1	0											5	4	9
Napa			0	1											4	0			4	1	5
Nevada	1	0	0	2											0	4			1	6	7

TABLE A SUMMARY OF OUTCOMES FOR ALL COUNTY, CITY AND SCHOOL DISTRICT BALLOT MEASURES BY TYPE OF MEASURE AND COUNTY, 2008

	TAXES		BONDS		CHARTER AMENDMENT		ADVISORY		INITIATIVE		RECALL		GANN LIMIT		ORDINANCE		POLICY/POSITION STATEMENT		ALL MEASURES		
	PASS	FAIL	PASS	FAIL	PASS	FAIL	PASS	FAIL	PASS	FAIL	PASS	FAIL	PASS	FAIL	PASS	FAIL	PASS	FAIL	PASS	FAIL	TOTAL
Orange	1	2	9	0	4	0	1	0	2	0	2	0			9	2			28	4	32
Placer	0	3	3	4	1	0									1	1			5	8	13
Riverside	4	0	6	0											6	0			16	0	16
Sacramento	2	0	3	0											1	0			6	0	6
San Benito	0	1	1	1											1	2			2	4	6
San Bernardino	3	2	12	0	2	0	1	0			0	1			3	1			21	4	25
San Diego	5	3	11	0	5	0	1	0							6	3			28	6	34
San Francisco	5	0	2	0											13	11	2	0	22	11	33
San Joaquin			3	0											2	0			5	0	5
San Luis Obispo	1	0			1	0									0	1			2	1	3
San Mateo	7	5	3	0	0	2													10	7	17
Santa Barbara	5	2	2	1	1	0			1	0									9	3	12
Santa Clara	9	1	10	0	2	0							1	0	4	2			26	3	29
Santa Cruz	6	2	1	2									1	0					8	4	12
Shasta			5	1															5	1	6
Siskiyou	1	3	1	0															2	3	5
Solano	1	0	1	0											1	0			3	0	3
Sonoma	4	2	3	1											1	1			8	4	12
Stanislaus	0	2	4	0	1	0			2	0					1	0			8	2	10
Sutter			1	0											1	2			2	2	4
Tehama					1	0									1	0			2	0	2
Trinity			1	0															1	0	1
Tulare	0	1	7	1	1	0													8	2	10
Tuolumne	1	0																	1	0	1
Ventura	3	1	4	0					1	0					3	3			11	4	15
Yolo	3	0	1	0			1	0											5	0	5
Yuba	0	1	2	1											0	1			2	3	5
All Counties	126	62	169	32	35	4	10	1	10	1	7	5	6	0	80	43	2	0	445	148	593

TABLE B SUMMARY OF OUTCOMES FOR ALL COUNTY, CITY AND SCHOOL DISTRICT BALLOT MEASURES BY TOPIC OF MEASURE AND COUNTY, 2008

	EDUCATION		LAND USE		SAFETY		GOVERNANCE		ENVIRONMENT		TRANSPORT		FACILITIES		HOUSING		GENERAL SERVICES		REVENUE		OTHER		ALL MEASURES		
	PASS	FAIL	PASS	FAIL	PASS	FAIL	PASS	FAIL	PASS	FAIL	PASS	FAIL	PASS	FAIL	PASS	FAIL	PASS	FAIL	PASS	FAIL	PASS	FAIL	PASS	FAIL	TOTAL
Alameda	7	1	2	0	2	4	14	2			0	1	1	2			2	0	7	1	1	0	36	11	47
Amador					1	0																	1	0	1
Butte	2	2																					2	2	4
Calaveras	1	0																					1	0	1
Colusa					1	0	0	1											0	1			1	2	3
Contra Costa	7	1	2	0	0	1	6	0			1	0	2	0					5	0			23	2	25
Del Norte	1	0																					1	0	1
El Dorado	4	1									1	1											5	2	7
Fresno	5	5			2	1	0	1					0	1					2	1			9	9	18
Glenn	2	2																					2	2	4
Humboldt	2	0															0	1	5	0	2	0	9	1	10
Imperial	0	2			0	1					1	0					1	0					2	3	5
Inyo	1	0																					1	0	1
Kern	8	0									0	1							1	1			9	2	11
Kings	2	0																					2	0	2
Lake											1	0											1	0	1
Lassen	1	0											0	1									1	1	2
Los Angeles	30	3	4	1	2	1	5	7					1	0	1	0			18	4	1	1	62	17	79
Madera	2	0					0	1															2	1	3
Marin	4	0			2	0	1	1	1	0									3	0			11	1	12
Mariposa	1	0																					1	0	1
Mendocino	1	2			1	0																	2	2	4
Merced	2	1					1	0															3	1	4
Modoc					0	1																	0	1	1
Mono	0	1					1	0					1	0									2	1	3
Monterey	3	1					1	0			0	1							1	2			5	4	9
Napa	0	1	3	0			1	0															4	1	5
Nevada	0	2	0	2			0	2			1	0											1	6	7

TABLE B SUMMARY OF OUTCOMES FOR ALL COUNTY, CITY AND SCHOOL DISTRICT BALLOT MEASURES BY TOPIC OF MEASURE AND COUNTY, 2008

	EDUCATION		LAND USE		SAFETY		GOVERNANCE		ENVIRONMENT		TRANSPORT		FACILITIES		HOUSING		GENERAL SERVICES		REVENUE		OTHER		ALL MEASURES		
	PASS	FAIL	PASS	FAIL	PASS	FAIL	PASS	FAIL	PASS	FAIL	PASS	FAIL	PASS	FAIL	PASS	FAIL	PASS	FAIL	PASS	FAIL	PASS	FAIL	PASS	FAIL	TOTAL
Orange	10	0	7	1			7	1					1	0					1	2	2	0	28	4	32
Placer	3	5	1	0			1	1					0	1					0	1			5	8	13
Riverside	6	0	1	0			5	0											4	0			16	0	16
Sacramento	3	0			1	0	1	0											1	0			6	0	6
San Benito	1	1	1	0			0	2											0	1			2	4	6
San Bernardino	12	0	2	0	0	2	3	1					1	1					3	0			21	4	25
San Diego	11	0	1	3	2	1	7	0					4	1					3	1			28	6	34
San Francisco	2	0			0	1	9	4	1	0			4	2	1	2	2	0	2	0	1	2	22	11	33
San Joaquin	3	0					1	0											1	0			5	0	5
San Luis Obispo			0	1			1	0					1	0									2	1	3
San Mateo	7	2	0	2	1	0							0	1					2	2			10	7	17
Santa Barbara	4	1			0	2					1	0					2	0	2	0			9	3	12
Santa Clara	14	0	2	1	1	0	2	0					4	1					3	1			26	3	29
Santa Cruz	4	2			1	1			1	0			1	0					1	1			8	4	12
Shasta	5	1																					5	1	6
Siskiyou	1	0			1	2													0	1			2	3	5
Solano	2	0	1	0																			3	0	3
Sonoma	5	3															1	1	2	0			8	4	12
Stanislaus	4	0	2	0	0	1	2	0			0	1											8	2	10
Sutter	2	0					0	2															2	2	4
Tehama							2	0															2	0	2
Trinity	1	0																					1	0	1
Tulare	7	1			0	1															1	0	8	2	10
Tuolumne					1	0																	1	0	1
Ventura	5	2	2	0			2	0			0	2							2	0			11	4	15
Yolo	2	0									1	0							2	0			5	0	5
Yuba	2	1	0	1															0	1			2	3	5
All Counties	202	44	31	12	19	20	73	26	3	0	7	7	21	11	2	2	8	2	71	21	8	3	445	148	593

TABLE C. SUMMARY OF ELECTION OUTCOMES FOR ALL COUNTY, CITY AND SCHOOL DISTRICT OFFICES, 2008

		County Supervisor		Director, CSD*		Other County Offices		City Council		Other City Offices		School Board Member		Total	
		Percent	N	Percent	N	Percent	N	Percent	N	Percent	N	Percent	N	Percent	N
Incumbent Candidates	Win	85.1	114	61.8	42	94.1	16	80.0	456	91.4	170	69.9	577	76.3	1,375
	Lose	14.9	20	38.2	26	5.9	1	20.0	114	8.6	16	30.1	249	23.7	426
	Total	100.0	134	100.0	68	100.0	17	100.0	570	100.0	186	100.0	826	100.0	1,801
Non-Incumbent Candidates	Win	24.1	74	50.0	53	37.3	56	29.0	378	25.8	57	34.6	469	31.6	1,087
	Lose	75.9	233	50.0	53	62.7	94	71.0	927	74.2	164	65.4	887	68.4	2,358
	Total	100.0	307	100.0	106	100.0	150	100.0	1,305	100.0	221	100.0	1,356	100.0	3,445
Winning Candidates	Incumbent	60.6	114	44.2	42	22.2	16	54.7	456	74.9	170	55.2	577	55.8	1,375
	Non-Incumbent	39.4	74	55.8	53	77.8	56	45.3	378	25.1	57	44.8	469	44.2	1,087
	Total	100.0	188	100.0	95	100.0	72	100.0	834	100.0	227	100.0	1,046	100.0	2,462
Losing Candidates	Incumbent	7.9	20	32.9	26	1.1	1	11.0	114	8.9	16	55.2	249	15.3	426
	Non-Incumbent	92.1	233	67.1	53	98.9	94	89.0	927	91.1	164	78.1	887	84.7	2,358
	Total	100.0	253	100.0	79	100.0	95	100.0	1,041	100.0	180	100.0	1,136	100.0	2,784
All Candidates	Incumbent	30.4	134	39.1	68	10.2	17	30.4	570	45.7	186	37.9	826	34.3	1,801
	Non-Incumbent	69.6	307	60.9	106	89.8	150	69.6	1,305	54.3	221	62.1	1,356	65.7	3,445
	Total	100.0	441	100.0	174	100.0	167	100.0	1,875	100.0	106	100.0	2,182	100.0	5,246

*Directors of Community Service Districts, and Community Service Areas

PART 1
VOTE TOTALS, ELECTION OUTCOMES AND
TEXT FOR SCHOOL DISTRICT BALLOT MEASURES

TABLE 1.1 VOTE TOTALS FOR SCHOOL DISTRICT BALLOT MEASURES BY COUNTY, 2008

COUNTY	DATE	SCHOOL DISTRICT	MEASURE TITLE	TYPE OF MEASURE	TOPIC OF MEASURE	VOTE IN FAVOR	TOTAL VOTE	PERCENT OF VOTE	PASS OR FAIL
ALAMEDA	2/5/2008	Albany City Unified	Measure E	GO Bond	Education: Bonds	4,667	6,467	72.2%	Pass ^F
		Oakland Unified	Measure G	Property Tax	Education	87,837	110,626	79.4%	Pass ^T
	6/3/2008	Alameda City Unified	Measure H	Property Tax	Education	11,445	17,108	66.9%	Pass ^T
		Hayward Unified	Measure I	GO Bond	Education: Bonds	11,546	16,000	72.2%	Pass ^F
	11/4/2008	Dublin Unified	Measure L	Property Tax	Education	11,477	15,812	72.6%	Pass ^T
		Livermore Valley Joint Unified ¹	Measure M	Property Tax	Education	28,334	37,032	76.5%	Pass ^T
		Oakland Unified	Measure N	Property Tax	Education	92,132	149,937	61.4%	Fail ^T
		San Lorenzo Unified	Measure O	GO Bond	Education: Bonds	17,356	23,311	74.5%	Pass ^F
ALPINE	No School District Measures								
AMADOR	No School District Measures								
BUTTE	2/5/2008	Biggs Unified	Measure A	GO Bond	Education: Bonds	530	1,085	48.8%	Fail ^F
	11/4/2008	Biggs Unified	Measure E	GO Bond	Education: Bonds	644	1,408	45.7%	Fail ^F
		Marysville Joint Unified ²	Measure P	GO Bond	Education: Bonds	150	256	58.6%	Pass ^F
		Oroville Union High	Measure G	GO Bond	Education: Bonds	10,978	18,552	59.2%	Pass ^F
CALAVERAS	11/4/2008	Bret Harte Union High	Measure K	GO Bond	Education: Bonds	6,167	10,295	59.9%	Pass ^F
COLUSA	No School District Measures								
CONTRA COSTA	6/3/2008	Antioch Unified	Measure C	GO Bond	Education: Bonds	4,948	7,921	62.5%	Pass ^F
		San Ramon Valley Unified	Measure D	Property Tax	Education	20,675	32,550	63.5%	Fail ^T
	11/4/2008	Acalanes Union High	Measure E	GO Bond	Education: Bonds	39,556	61,553	64.3%	Pass ^F
		John Swett Unified	Measure A	GO Bond	Education: Bonds	3,950	5,350	73.8%	Pass ^F
		Livermore Valley Joint Unified ³	Measure M	Property Tax	Education	84	126	66.7%	Pass ^T
		Martinez Unified	Measure B	Property Tax	Education	9,507	13,662	69.6%	Pass ^T
		Pittsburg Unified	Measure C	Property Tax	Education	11,418	15,801	72.3%	Pass ^T
		West Contra Costa Unified	Measure D	Property Tax	Education	63,951	80,300	79.6%	Pass ^T
DEL NORTE	11/4/2008	Del Norte County Unified	Measure A	GO Bond	Education: Bonds	5,338	9,265	57.6%	Pass ^F
EL DORADO	6/3/2008	El Dorado Union High	Measure Q	GO Bond	Education: Bonds	19,536	34,740	56.2%	Pass ^F
		Lake Tahoe Unified	Measure A	GO Bond	Education: Bonds	2,777	5,312	52.3%	Fail ^F

^TIndicates measure required two-thirds vote to pass. ^FIndicates measure required a 55% vote to pass. All other school district measures required a majority vote.

¹Multiple county school district. Results for Contra Costa county are reported separately.

²Multiple county school district. Results for Yuba county are reported separately.

³Multiple county school district. Results for Alameda county are reported separately.

TABLE 1.1 VOTE TOTALS FOR SCHOOL DISTRICT BALLOT MEASURES BY COUNTY, 2008

COUNTY	DATE	SCHOOL DISTRICT	MEASURE TITLE	TYPE OF MEASURE	TOPIC OF MEASURE	VOTE IN FAVOR	TOTAL VOTE	PERCENT OF VOTE	PASS OR FAIL
EL DORADO (continued)	11/4/2008	Gold Oak Union Elementary	Measure E	GO Bond	Education: Bonds	2,326	4,149	56.1%	Pass ^F
		Lake Tahoe Unified	Measure G	GO Bond	Education: Bonds	6,715	11,301	59.4%	Pass ^F
		Los Rios Community College ⁴	Measure M	GO Bond	Education: Bonds	35,171	70,484	49.9%	Pass ^F
FRESNO	2/5/2008	Caruthers Unified	Measure A	GO Bond	Education: Bonds	683	1,474	46.3%	Fail ^F
			Measure B	GO Bond	Education: Bonds	424	935	45.3%	Fail ^F
	6/3/2008	Central Unified	Measure E	GO Bond	Education: Bonds	4,092	7,469	54.8%	Fail ^F
		Kerman Unified	Measure K	GO Bond	Education: Bonds	931	1,447	64.3%	Pass ^F
		West Hills Community College ⁵	Measure Q	GO Bond	Education: Bonds	752	1,087	69.2%	Pass ^F
	11/4/2008	Central Unified	Measure B	GO Bond	Education: Bonds	12,062	19,023	63.4%	Pass ^F
			Sierra Unified	Measure V	GO Bond	Education: Bonds	2,698	5,550	48.6%
		West Hills Community College ⁶	Measure W	GO Bond	Education: Bonds	2,836	5,560	51.0%	Fail ^F
			Measure C	GO Bond	Education: Bonds	2,652	4,034	65.7%	Pass ^F
			Measure E	GO Bond	Education: Bonds	778	1,327	58.6%	Pass ^F
GLENN	2/5/2008	Orland Joint Unified	Measure K	GO Bond	Education: Bonds	2,093	3,710	56.4%	Pass ^F
	6/3/2008	Willows Unified	Measure L	GO Bond	Education: Bonds	1,129	2,292	49.3%	Fail ^F
	11/4/2008	Hamilton Unified ^P	Measure M	Ordinance	Education: Districts	560	871	64.3%	Pass ^F
		Willows Unified	Measure N	GO Bond	Education: Bonds	1,701	3,440	49.4%	Fail ^F
HUMBOLDT	6/3/2008	McKinleyville Union Elementary	Measure C	GO Bond	Education: Bonds	1,723	3,108	55.4%	Pass ^F
	11/4/2008	Klamath-Trinity Joint Unified ⁷	Measure H	GO Bond	Education: Bonds	1,170	1,659	70.5%	Pass ^F
IMPERIAL	2/5/2008	McCabe Union Elementary	Measure A	GO Bond	Education: Bonds	520	990	52.5%	Fail ^T
	6/3/2008	McCabe Union Elementary	Measure B	GO Bond	Education: Bonds	495	973	50.9%	Fail ^F
INYO	11/4/2008	Bishop Union Elementary	Measure A	GO Bond	Education: Bonds	3,740	5,375	69.6%	Pass ^F
KERN	2/5/2008	Mojave Unified	Measure A	GO Bond	Education: Bonds	1,746	2,793	62.5%	Pass ^F
		Rio Bravo-Greeley Union	Measure B	GO Bond	Education: Bonds	957	1,372	69.8%	Pass ^F
	6/3/2008	Kernville Union Elementary	Measure D	GO Bond	Education: Bonds	1,778	3,060	58.1%	Pass ^F
		Wasco Union High	Measure C	GO Bond	Education: Bonds	1,070	1,640	65.2%	Pass ^F

⁴Multiple county school district. Results for Placer, Sacramento, Solano, and Yolo counties are reported separately.

⁵Multiple county school district. Results for Kings, Madera, Monterey, and San Benito counties are reported separately.

⁶Multiple county school district. Results for Kings, Madera, Monterey and San Benito counties are reported separately.

^PProposed school district.

⁷Multiple county school district. Results for Trinity county are reported separately.

TABLE 1.1 VOTE TOTALS FOR SCHOOL DISTRICT BALLOT MEASURES BY COUNTY, 2008

COUNTY	DATE	SCHOOL DISTRICT	MEASURE TITLE	TYPE OF MEASURE	TOPIC OF MEASURE	VOTE IN FAVOR	TOTAL VOTE	PERCENT OF VOTE	PASS OR FAIL
KERN (continued)	11/4/2008	Lakeside Union Elementary ⁸	Measure I	GO Bond	Education: Bonds	2,179	2,835	76.9%	Pass ^F
		Mojave Unified	Measure G	GO Bond	Education: Bonds	804	1,145	70.2%	Pass ^F
		Richland Union Elementary	Measure J	GO Bond	Education: Bonds	2,469	3,463	71.3%	Pass ^F
		Southern Kern Unified	Measure H	GO Bond	Education: Bonds	4,089	6,007	68.1%	Pass ^F
KINGS	11/4/2008	College of the Sequoias ⁹	Measure J	GO Bond	Education: Bonds	1,734	2,811	61.7%	Pass ^F
		West Hills Community College ¹⁰	Measure E	GO Bond	Education: Bonds	6,734	10,436	64.5%	Pass ^F
LAKE	No School District Measures								
LASSEN	11/4/2008	Susanville Elementary	Measure S	GO Bond	Education: Bonds	3,025	4,552	66.5%	Pass ^F
LOS ANGELES	2/5/2008	Acton-Agua Dulce Unified	Measure V	GO Bond	Education: Bonds	2,365	4,632	51.1%	Fail ^F
		Long Beach Community College	Measure E	GO Bond	Education: Bonds	79,204	107,261	73.8%	Pass ^F
		Redondo Beach Unified	Measure C	GO Bond	Education: Bonds	13,516	20,505	65.9%	Pass ^F
		San Gabriel Unified	Measure A	GO Bond	Education: Bonds	5,240	7,475	70.1%	Pass ^F
		Santa Monica-Malibu Unified	Measure R	Property Tax	Education	27,525	37,690	73.0%	Pass ^T
	6/3/2008	Centinela Valley Union High	Measure A	Property Tax	Education	5,248	9,299	56.4%	Fail ^T
		Hawthorne Elementary	Measure H	GO Bond	Education: Bonds	2,481	4,009	61.9%	Pass ^F
		Hermosa Beach City Elementary	Measure E	Property Tax	Education	1,858	3,951	47.0%	Fail ^T
	11/4/2008	Los Nietos Elementary	Measure M	GO Bond	Education: Bonds	738	1,029	71.7%	Pass ^F
		Acton-Agua Dulce Unified	Measure CF	GO Bond	Education: Bonds	3,486	6,252	55.8%	Pass ^F
		Alhambra Unified School	Measure MM	GO Bond	Education: Bonds	23,276	31,080	74.9%	Pass ^F
		Beverly Hills Unified	Measure E	GO Bond	Education: Bonds	9,484	14,616	64.9%	Pass ^F
		Bonita Unified	Measure AB	GO Bond	Education: Bonds	17,218	28,308	60.8%	Pass ^F
		Centinela Valley Union High	Measure CV	GO Bond	Education: Bonds	27,255	38,508	70.8%	Pass ^T
		El Monte City Elementary	Measure KC	GO Bond	Education: Bonds	12,515	17,253	72.5%	Pass ^F
		El Monte Union High	Measure D	GO Bond	Education: Bonds	24,851	33,510	74.2%	Pass ^F
		El Segundo Unified	Measure M	GO Bond	Education: Bonds	5,602	8,326	67.3%	Pass ^F
	Long Beach Unified	Measure K	GO Bond	Education: Bonds	123,253	170,892	72.1%	Pass ^F	
	Los Angeles Community College	Measure J	GO Bond	Education: Bonds	1,057,738	1,508,687	70.1%	Pass ^F	
	Los Angeles Unified	Measure Q	GO Bond	Education: Bonds	885,467	1,281,319	69.1%	Pass ^F	
	Manhattan Beach Unified	Measure BB	GO Bond	Education: Bonds	12,191	19,801	61.6%	Pass ^F	
	Recall 1	Recall	Education: Recall	12,765	17,744	71.9%	Pass		

⁸Multiple county school district. Results for San Diego county are reported separately.

⁹Multiple county school district. Results for Tulare county are reported separately.

¹⁰Multiple county school district. Results for Fresno, Madera, Monterey and San Benito counties are reported separately.

TABLE 1.1 VOTE TOTALS FOR SCHOOL DISTRICT BALLOT MEASURES BY COUNTY, 2008

COUNTY	DATE	SCHOOL DISTRICT	MEASURE TITLE	TYPE OF MEASURE	TOPIC OF MEASURE	VOTE IN FAVOR	TOTAL VOTE	PERCENT OF VOTE	PASS OR FAIL
LOS ANGELES (continued)	11/4/2008	Mt. San Antonio Community College ¹¹	Measure RR	GO Bond	Education: Bonds	164,135	234,645	70.0%	Pass ^F
		Pasadena Unified	Measure TT	GO Bond	Education: Bonds	64,090	85,998	74.5%	Pass ^F
		Pomona Unified	Measure PS	GO Bond	Education: Bonds	30,058	40,221	74.7%	Pass ^F
		Rosmead Elementary	Measure O	GO Bond	Education: Bonds	4,325	5,893	73.4%	Pass ^F
		Santa Monica Community College	Measure AA	GO Bond	Education: Bonds	30,232	49,185	61.5%	Pass ^F
		Torrance Unified	Measure Y	GO Bond	Education: Bonds	44,075	59,267	74.4%	Pass ^F
			Measure Z	GO Bond	Education: Bonds	41,832	58,516	71.5%	Pass ^F
		Victor Valley Community College ¹²	Measure JJ	GO Bond	Education: Bonds	49	86	57.0%	Pass ^F
		Westside Union Elementary	Measure WS	GO Bond	Education: Bonds	16,127	25,660	62.8%	Pass ^F
		Whittier Union High	Measure W	GO Bond	Education: Bonds	51,521	71,490	72.1%	Pass ^F
		William S. Hart Union High	Measure SA	GO Bond	Education: Bonds	59,287	97,816	60.6%	Pass ^F
MADERA	2/5/2008	Bass Lake Joint Unified ¹³	Measure B	GO Bond	Education: Bonds	3,097	4,126	75.1%	Pass ^F
	6/3/2008	West Hills Community College ¹⁴	Measure Q	GO Bond	Education: Bonds	30	84	35.7%	Pass ^F
MARIN	2/5/2008	Kentfield Elementary	Measure A	Property Tax	Education	4,216	5,877	71.7%	Pass ^T
	6/3/2008	Nicasio Elementary	Measure B	Property Tax	Education	174	242	71.9%	Pass ^T
		Ross Elementary	Measure A	GO Bond	Education: Bonds	894	1,183	75.6%	Pass ^F
	11/4/2008	Mill Valley Elementary	Measure A	Property Tax	Education	13,607	18,290	74.4%	Pass ^T
MARIPOSA	2/5/2008	Bass Lake Joint Unified ¹⁵	Measure B	GO Bond	Education: Bonds	72	111	64.9%	Pass ^F
MENDOCINO	2/5/2008	Willits Unified	Measure A	Property Tax	Education	2,792	4,332	64.5%	Fail ^T
	6/3/2008	Fort Bragg Unified	Measure C	GO Bond	Education: Bonds	3,329	4,813	69.2%	Pass ^F
		Leggett Valley Unified	Measure D	GO Bond	Education: Bonds	79	136	58.1%	Fail ^T
MERCED	2/5/2008	Los Banos Unified	Measure K	GO Bond	Education: Bonds	4,285	6,558	65.3%	Fail ^T
	11/4/2008	Merced Union High	Measure M	GO Bond	Education: Bonds	25,266	40,377	62.6%	Pass ^F
		Planada Elementary	Measure O	GO Bond	Education: Bonds	625	904	69.1%	Pass ^F
MODOC	No School District Measures								
MONO	11/4/2008	Mammoth Unified	Measure K	GO Bond	Education: Bonds	1,518	3,183	47.7%	Fail ^T

¹¹Multiple county school district. Results for Orange county are reported separately.¹²Multiple county school district. Results for San Bernardino county are reported separately.¹³Multiple county school district. Results for Mariposa county are reported separately.¹⁴Multiple county school district. Results for Fresno, Kings, Monterey and San Benito counties are reported separately.¹⁵Multiple county school district. Results for Madera county are reported separately.

TABLE 1.1 VOTE TOTALS FOR SCHOOL DISTRICT BALLOT MEASURES BY COUNTY, 2008

COUNTY	DATE	SCHOOL DISTRICT	MEASURE TITLE	TYPE OF MEASURE	TOPIC OF MEASURE	VOTE IN FAVOR	TOTAL VOTE	PERCENT OF VOTE	PASS OR FAIL
MONTEREY	6/3/2008	Aromas/San Juan Unified ¹⁶	Measure V	GO Bond	Education: Bonds	313	631	49.6%	Fail ^F
		Salinas City Elementary	Measure T	GO Bond	Education: Bonds	5,513	8,627	63.9%	Pass ^F
	11/4/2008	Pacific Grove Unified	Measure X	Property Tax	Education	7,474	9,751	76.6%	Pass ^T
		West Hills Community College ¹⁷	Measure C	GO Bond	Education: Bonds	3	5	60.0%	Pass ^F
NAPA	2/5/2008	Napa Valley Community College ¹⁸	Measure L	GO Bond	Education: Bonds	22,283	42,894	51.9%	Fail ^F
NEVADA	6/3/2008	Tahoe-Truckee Unified ¹⁹	Measure L	GO Bond	Education: Bonds	1,924	3,746	51.4%	Fail ^F
	11/4/2008	Tahoe-Truckee Unified ¹⁹	Measure U	GO Bond	Education: Bonds	3,839	7,925	48.4%	Fail ^F
ORANGE	2/5/2008	Placentia-Yorba Linda Unified	Measure A	GO Bond	Education: Bonds	25,764	45,272	56.9%	Pass ^F
	6/3/2008	Santa Ana Unified	Measure G	GO Bond	Education: Bonds	8,426	12,244	68.8%	Pass ^T
	6/24/2008	Capistrano Unified	Recall 2	Recall	Education: Recall	17,610	25,422	69.3%	Pass
			Recall 5	Recall	Education: Recall	17,564	25,294	69.4%	Pass
	11/4/2008	Cypress Elementary	Measure M	GO Bond	Education: Bonds	12,493	18,045	69.2%	Pass ^F
		Los Alamitos Unified	Measure K	GO Bond	Education: Bonds	13,740	21,015	65.4%	Pass ^F
		Mt. San Antonio Community College ²⁰	Measure CC	GO Bond	Education: Bonds	42	72	58.3%	Pass ^F
		Savanna Elementary	Measure N	GO Bond	Education: Bonds	5,728	7,900	72.5%	Pass ^F
Tustin Unified		Measure L	GO Bond	Education: Bonds	18,304	31,266	58.5%	Pass ^F	
Westminster Elementary	Measure O	GO Bond	Education: Bonds	15,947	25,321	63.0%	Pass ^F		
PLACER	2/5/2008	Dry Creek Joint Elementary ²¹	Measure E	GO Bond	Education: Bonds	5,405	10,512	51.4%	Pass ^F
		Loomis Union Elementary	Measure G	GO Bond	Education: Bonds	4,148	7,892	52.6%	Fail ^F
	6/3/2008	Tahoe-Truckee Unified ²²	Measure L	GO Bond	Education: Bonds	278	499	55.7%	Fail ^F
	11/4/2008	Alta-Dutch Flat Union Elementary	Measure T	Property Tax	Education	534	988	54.0%	Fail ^T
		Center Joint Unified ²³	Measure N	GO Bond	Education: Bonds	155	360	43.1%	Pass ^F

¹⁶Multiple county school district. Results for San Benito and Santa Cruz counties are reported separately.

¹⁷Multiple county school district. Results for Fresno, Kings, Madera and San Benito counties are reported separately.

¹⁸Multiple county school district. Results for Sonoma county are reported separately.

¹⁹Multiple county school district. Results for Placer county are reported separately.

²⁰Multiple county school district. Results for Los Angeles county are reported separately.

²¹Multiple county school district. Results for Sacramento county are reported separately.

²²Multiple county school district. Results for Nevada county are reported separately.

²³Multiple county school district. Results for Sacramento county are reported separately.

TABLE 1.1 VOTE TOTALS FOR SCHOOL DISTRICT BALLOT MEASURES BY COUNTY, 2008

COUNTY	DATE	SCHOOL DISTRICT	MEASURE TITLE	TYPE OF MEASURE	TOPIC OF MEASURE	VOTE IN FAVOR	TOTAL VOTE	PERCENT OF VOTE	PASS OR FAIL
PLACER (continued)	11/4/2008	Colfax Elementary	Measure Q	GO Bond	Education: Bonds	1,320	2,463	53.6%	Fail ^F
		Los Rios Community College ²⁴	Measure M	GO Bond	Education: Bonds	69	196	35.2%	Pass ^F
		Tahoe-Truckee Unified ²⁵	Measure U	GO Bond	Education: Bonds	431	884	48.8%	Fail ^F
PLUMAS	No School District Measures								
RIVERSIDE	2/5/2008	Menifee Union Elementary	Measure B	GO Bond	Education: Bonds	9,561	16,850	56.7%	Pass ^F
		Palm Springs Unified	Measure E	GO Bond	Education: Bonds	20,923	33,647	62.2%	Pass ^F
		San Bernardino Community College ²⁶	Measure M	GO Bond	Education: Bonds	1,108	1,815	61.0%	Pass ^F
	6/3/2008	Val Verde Unified	Measure J	GO Bond	Education: Bonds	2,323	3,363	69.1%	Pass ^F
	11/4/2008	Beaumont Unified ²⁷	Measure Z	GO Bond	Education: Bonds	9,028	14,551	62.0%	Pass ^F
		Colton Joint Unified ²⁸	Measure G	GO Bond	Education: Bonds	140	262	53.4%	Pass ^F
SACRAMENTO	2/5/2008	Dry Creek Joint Elementary ²⁹	Measure E	GO Bond	Education: Bonds	2,877	4,122	69.8%	Pass ^F
	11/4/2008	Center Joint Unified ³⁰	Measure N	GO Bond	Education: Bonds	4,927	7,918	62.2%	Pass ^F
		Los Rios Community College ³¹	Measure M	GO Bond	Education: Bonds	263,876	449,128	58.8%	Pass ^F
SAN BENITO	6/3/2008	Aromas/San Juan Unified ³²	Measure V	GO Bond	Education: Bonds	632	1,366	46.3%	Fail ^F
	11/4/2008	West Hills Community College ³³	Measure C	GO Bond	Education: Bonds	1	1	100.0%	Pass ^F
SAN BERNARDINO	2/5/2008	Redlands Unified	Measure J	GO Bond	Education: Bonds	21,545	32,446	66.4%	Pass ^F
		San Bernardino Community College ³⁴	Measure M	GO Bond	Education: Bonds	86,297	128,622	67.1%	Pass ^F
		Upland Unified	Measure K	GO Bond	Education: Bonds	11,785	19,554	60.3%	Pass ^F
	6/3/2008	Needles Unified	Measure N	GO Bond	Education: Bonds	623	1,049	59.4%	Pass ^F
	11/4/2008	Beaumont Unified ³⁵	Measure Z	GO Bond	Education: Bonds	1	1	100.0%	Pass ^F
		Central Elementary	Measure A	GO Bond	Education: Bonds	9,072	12,753	71.1%	Pass ^F

²⁴Multiple county school district. Results for El Dorado, Sacramento, Solano, and Yolo counties are reported separately.

²⁵Multiple county school district. Results for Nevada county are reported separately.

²⁶Multiple county school district. Results for San Bernardino county are reported separately.

²⁷Multiple county school district. Results for San Bernardino county are reported separately.

²⁸Multiple county school district. Results for San Bernardino county are reported separately.

²⁹Multiple county school district. Results for Placer county are reported separately.

³⁰Multiple county school district. Results for Placer county are reported separately.

³¹Multiple county school district. Results for El Dorado, Placer, Solano, and Yolo counties are reported separately.

³²Multiple county school district. Results for Monterey and Santa Cruz counties are reported separately.

³³Multiple county school district. Results for Fresno, Kings, Madera and Monterey counties are reported separately.

³⁴Multiple county school district. Results for Riverside county are reported separately.

³⁵Multiple county school district. Results for Riverside county are reported separately.

TABLE 1.1 VOTE TOTALS FOR SCHOOL DISTRICT BALLOT MEASURES BY COUNTY, 2008

COUNTY	DATE	SCHOOL DISTRICT	MEASURE TITLE	TYPE OF MEASURE	TOPIC OF MEASURE	VOTE IN FAVOR	TOTAL VOTE	PERCENT OF VOTE	PASS OR FAIL
SAN BERNARDINO (continued)	11/4/2008	Colton Joint Unified ³⁶	Measure G	GO Bond	Education: Bonds	19,501	26,473	73.7%	Pass ^F
		Helendale Elementary	Measure X	GO Bond	Education: Bonds	1,707	2,507	68.1%	Pass ^F
		Rim of the World Unified	Measure W	GO Bond	Education: Bonds	8,116	13,171	61.6%	Pass ^F
		Victor Elementary	Measure E	GO Bond	Education: Bonds	15,167	22,529	67.3%	Pass ^F
		Victor Valley Community College ³⁷	Measure JJ	GO Bond	Education: Bonds	63,532	103,215	61.6%	Pass ^F
		Victor Valley Union High	Measure V	GO Bond	Education: Bonds	24,037	35,400	67.9%	Pass ^F
SAN DIEGO	2/5/2008	Cajon Valley Union Elementary	Measure D	GO Bond	Education: Bonds	23,696	36,946	64.1%	Pass ^F
		Poway Unified	Measure C	GO Bond	Education: Bonds	28,323	44,318	63.9%	Pass ^F
		Rancho Santa Fe Elementary	Measure E	GO Bond	Education: Bonds	2,041	2,878	70.9%	Pass ^F
	6/3/2008	Oceanside City Unified	Measure H	GO Bond	Education: Bonds	10,952	15,366	71.3%	Pass ^F
	11/4/2008	Escondido Union High	Measure T	GO Bond	Education: Bonds	30,006	50,836	59.0%	Pass ^F
		Grossmont Union High	Measure U	GO Bond	Education: Bonds	97,337	171,811	56.7%	Pass ^F
		Lakeside Union Elementary ³⁸	Measure V	GO Bond	Education: Bonds	10,695	16,561	64.6%	Pass ^F
		Lemon Grove Elementary	Measure W	GO Bond	Education: Bonds	8,635	11,853	72.9%	Pass ^F
		San Diego City Unified	Measure S	GO Bond	Education: Bonds	261,672	380,808	68.7%	Pass ^F
		South Bay Union Elementary	Measure X	GO Bond	Education: Bonds	15,219	19,909	76.4%	Pass ^F
Southwestern Community College		Measure R	GO Bond	Education: Bonds	95,460	133,681	71.4%	Pass ^F	
SAN FRANCISCO	6/3/2009	San Francisco Unified	Measure A	Property Tax	Education	113,999	165,272	69.0%	Pass ^T
SAN JOAQUIN	2/5/2008	Stockton City Unified	Measure Q	GO Bond	Education: Bonds	20,331	29,495	68.9%	Pass ^F
	6/3/2008	Oak View Union Elementary	Measure R	GO Bond	Education: Bonds	380	568	66.9%	Pass ^F
	11/4/2008	Tracy Joint Union High	Measure S	GO Bond	Education: Bonds	14,856	21,036	70.6%	Pass ^F
SAN LUIS OBISPO	No School District Measures								
SAN MATEO	2/5/2008	Ravenwood City Elementary	Measure M	Property Tax	Education	3,267	4,177	78.2%	Pass ^T
		San Mateo-Foster City Elementary	Measure J	GO Bond	Education: Bonds	48,116	73,047	65.9%	Pass ^F
		Sequoia Union High	Measure L	GO Bond	Education: Bonds	28,285	37,391	75.6%	Pass ^F
	6/3/2008	Millbrae Elementary	Measure P	Property Tax	Education	3,190	4,812	66.3%	Fail ^T
		Pacifica Elementary	Measure N	Property Tax	Education	5,688	8,532	66.7%	Pass ^T
	11/4/2008	Bayshore Elementary	Measure Y	Property Tax	Education	1,066	1,476	72.2%	Pass ^T
		Belmont-Redwood Shores Elementary	Measure U	Property Tax	Education	1,316	1,872	70.3%	Pass ^T

³⁶Multiple county school district. Results for Riverside county are reported separately.

³⁷Multiple county school district. Results for Los Angeles county are reported separately.

³⁸Multiple county school district. Results for Kern county are reported separately.

TABLE 1.1 VOTE TOTALS FOR SCHOOL DISTRICT BALLOT MEASURES BY COUNTY, 2008

COUNTY	DATE	SCHOOL DISTRICT	MEASURE TITLE	TYPE OF MEASURE	TOPIC OF MEASURE	VOTE IN FAVOR	TOTAL VOTE	PERCENT OF VOTE	PASS OR FAIL
SAN MATEO (continued)	11/4/2008	Millbrae Elementary	Measure X	GO Bond	Education: Bonds	6,646	9,566	69.5%	Pass ^F
		San Carlos Elementary	Measure S	Property Tax	Education	9,423	14,364	65.6%	Fail ^T
SANTA BARBARA	2/5/2008	Cold Spring Elementary	Measure R	GO Bond	Education: Bonds	670	1,336	50.1%	Fail ^T
	6/3/2008	Santa Barbara Community College	Measure V	GO Bond	Education: Bonds	28,397	40,308	70.5%	Pass ^F
	11/4/2008	Cold Spring Elementary	Measure C	GO Bond	Education: Bonds	987	1,653	59.7%	Pass ^F
		Santa Barbara Elementary	Measure I	Property Tax	Education	25,914	35,919	72.1%	Pass ^T
		Santa Barbara High	Measure H	Property Tax	Education	59,747	83,851	71.3%	Pass ^T
SANTA CLARA	2/5/2008	East Side Union High	Measure E	GO Bond	Education: Bonds	68,929	96,559	71.4%	Pass ^F
		Loma Prieta Joint Union ³⁹	Measure G	Gann Limit	Education	300	405	74.1%	Pass
	6/3/2008	Alum Rock Union Elementary	Measure G	GO Bond	Education: Bonds	6,901	8,725	79.1%	Pass ^F
		Fremont Union High	Measure B	GO Bond	Education: Bonds	22,100	32,949	67.1%	Pass ^F
		Los Gatos Union Elementary	Measure E	Property Tax	Education	6,142	7,311	84.0%	Pass ^T
	11/4/2008	Mt. View Elementary-Whisman Elementary	Measure C	Property Tax	Education	8,594	10,677	80.5%	Pass ^T
		Palo Alto Unified	Measure A	GO Bond	Education: Bonds	14,074	18,140	77.6%	Pass ^F
		Berryessa Union Elementary	Measure W	Property Tax	Education	18,074	24,922	72.5%	Pass ^T
		Campbell Union High	Measure R	Property Tax	Education	62,903	79,190	79.4%	Pass ^T
		Evergreen Elementary	Measure T	Property Tax	Education	24,238	32,819	73.9%	Pass ^T
		Franklin-McKinley Elementary	Measure U	Property Tax	Education	13,965	18,973	73.6%	Pass ^T
		Gilroy Unified	Measure P	GO Bond	Education: Bonds	11,989	17,741	67.6%	Pass ^F
		Oak Grove Elementary	Measure S	GO Bond	Education: Bonds	25,589	34,139	75.0%	Pass ^F
Patterson Joint Unified ⁴⁰	Measure V	GO Bond	Education: Bonds	19	44	43.2%	Pass ^F		
SANTA CRUZ	2/5/2008	Loma Prieta Joint Union ⁴¹	Measure G	Gann Limit	Education	1,170	1,580	74.1%	Pass
		San Lorenzo Valley Unified	Measure O	GO Bond	Education: Bonds	6,298	10,452	60.3%	Pass
		Santa Cruz City Elementary	Measure P	Property Tax	Education	17,952	22,402	80.1%	Pass ^F
	6/3/2008	Aromas/San Juan Unified ⁴²	Measure V	GO Bond	Education: Bonds	7	14	50.0%	Fail ^F
		Scotts Valley Unified	Measure Q	GO Bond	Education: Bonds	3,020	5,637	53.6%	Fail ^F
	11/4/2008	Live Oak Elementary	Measure A	Property Tax	Education	7,807	10,130	77.1%	Pass ^T

³⁹Multiple county school district. Results for Santa Cruz county are reported separately.⁴⁰Multiple county school district. Results for Stanislaus county are reported separately.⁴¹Multiple county school district. Results for Santa Clara county are reported separately.⁴²Multiple county school district. Results for Monterey and San Benito counties are reported separately.

TABLE 1.1 VOTE TOTALS FOR SCHOOL DISTRICT BALLOT MEASURES BY COUNTY, 2008

COUNTY	DATE	SCHOOL DISTRICT	MEASURE TITLE	TYPE OF MEASURE	TOPIC OF MEASURE	VOTE IN FAVOR	TOTAL VOTE	PERCENT OF VOTE	PASS OR FAIL
SHASTA	2/5/2008	Enterprise Elementary	Measure A	GO Bond	Education: Bonds	4,340	7,574	57.3%	Pass ^F
	11/4/2008	Cascade Union Elementary	Measure C	GO Bond	Education: Bonds	3,211	4,800	66.9%	Pass ^F
		Columbia Elementary	Measure D	GO Bond	Education: Bonds	2,518	4,655	54.1%	Fail ^F
		Gateway Unified	Measure G	GO Bond	Education: Bonds	7,152	12,396	57.7%	Pass ^F
		Happy Valley Union Elementary	Measure E	GO Bond	Education: Bonds	1,743	2,787	62.5%	Pass ^F
		Pacheco Union Elementary	Measure B	GO Bond	Education: Bonds	2,534	4,548	55.7%	Pass ^F
SIERRA	No School District Measures								
SISKIYOU	11/4/2008	Siskiyou Union High	Measure Q	GO Bond	Education: Bonds	4,418	7,659	57.7%	Pass ^F
SOLANO	11/4/2008	Davis Joint Unified ⁴³	Measure W	Property Tax	Education	19	26	73.1%	Pass ^T
		Los Rios Community College ⁴⁴	Measure M	GO Bond	Education: Bonds	17	26	65.4%	Pass ^F
SONOMA	2/5/2008	Geyserville Unified	Measure A	GO Bond	Education: Bonds	498	722	69.0%	Pass ^F
		Napa Valley Community College ⁴⁵	Measure L	GO Bond	Education: Bonds	157	259	60.6%	Fail ^F
		Windsor Unified	Measure B	GO Bond	Education: Bonds	6,208	9,891	62.8%	Pass ^F
	4/8/2008	Liberty Elementary	Measure C	Property Tax	Education	388	511	75.9%	Pass ^T
		Wilmar Union Elementary	Measure D	Property Tax	Education	669	871	76.8%	Pass ^T
	6/3/2008	Gravenstein Union Elementary	Measure I	Property Tax	Education	1,223	1,920	63.7%	Fail ^T
		Healdsburg Unified	Measure H	Property Tax	Education	3,016	4,815	62.6%	Fail ^T
	11/4/2008	Bellevue Union Elementary	Measure J	GO Bond	Education: Bonds	3,953	5,755	68.7%	Pass ^F
STANISLAUS	11/4/2008	Ceres Unified	Measure U	GO Bond	Education: Bonds	9,625	13,258	72.6%	Pass ^F
		Newman-Crows Landing Unified	Measure R	GO Bond	Education: Bonds	1,998	3,114	64.2%	Pass ^F
		Patterson Joint Unified ⁴⁶	Measure V	GO Bond	Education: Bonds	3,963	5,971	66.4%	Pass ^F
		Stanislaus Union Elementary	Measure T	GO Bond	Education: Bonds	7,213	10,214	70.6%	Pass ^F
SUTTER	6/3/2008	Sutter Union High	Measure T	GO Bond	Education: Bonds	1,194	1,810	66.0%	Pass ^F
	11/4/2008	Live Oak Unified	Measure U	Ordinance	Education: Districts	1,711	2,734	62.6%	Pass
TEHAMA	No School District Measures								
TRINITY	11/4/2008	Klamath-Trinity Joint Unified ⁴⁷	Measure S	GO Bond	Education: Bonds	117	206	56.8%	Pass ^F

⁴³Multiple county school district. Results for Yolo county are reported separately.

⁴⁴Multiple county school district. Results for El Dorado, Placer, Sacramento, and Yolo counties are reported separately.

⁴⁵Multiple county school district. Results for Napa county are reported separately.

⁴⁶Multiple county school district. Results for Santa Clara county are reported separately.

⁴⁷Multiple county school district. Results for Humboldt county are reported separately.

TABLE 1.1 VOTE TOTALS FOR SCHOOL DISTRICT BALLOT MEASURES BY COUNTY, 2008

COUNTY	DATE	SCHOOL DISTRICT	MEASURE TITLE	TYPE OF MEASURE	TOPIC OF MEASURE	VOTE IN FAVOR	TOTAL VOTE	PERCENT OF VOTE	PASS OR FAIL
TULARE	2/5/2008	Exeter Union Elementary	Measure D	GO Bond	Education: Bonds	2,066	3,031	68.2%	Pass ^F
		Lindsay Unified	Measure B	GO Bond	Education: Bonds	1,285	1,825	70.4%	Pass ^F
		Tipton Elementary	Measure E	GO Bond	Education: Bonds	174	342	50.9%	Fail ^F
		Woodlake Union High	Measure C	GO Bond	Education: Bonds	1,592	2,576	61.8%	Pass ^F
	6/3/2008	Stone Corral Elementary	Measure F	GO Bond	Education: Bonds	46	71	64.8%	Pass ^F
	11/4/2008	College of the Sequoias ⁴⁸	Measure I	GO Bond	Education: Bonds	35,713	54,070	66.0%	Pass ^F
			Measure J	GO Bond	Education: Bonds	14,661	20,007	73.3%	Pass ^F
Terra Bella Union Elementary		Measure K	GO Bond	Education: Bonds	763	1,133	67.3%	Pass ^F	
TUOLUMNE	No School District Measures								
VENTURA	6/3/2008	Mesa Union Elementary	Measure A	GO Bond	Education: Bonds	506	827	61.2%	Pass ^F
		Oak Park Unified	Measure C	Property Tax	Education	2,764	3,337	82.8%	Pass ^T
	11/4/2008	Camarillo Unified ^P	Measure U	Ordinance	Education: Districts	44,543	91,012	48.9%	Fail
		Moorpark Unified	Measure S	GO Bond	Education: Bonds	9,560	14,620	65.4%	Pass ^F
		Oak Park Unified	Measure R	GO Bond	Education: Bonds	3,966	6,957	57.0%	Pass ^F
		Ojai Unified	Measure P	Property Tax	Education	7,140	10,827	65.9%	Fail ^T
		Santa Paula Union High	Measure Q	GO Bond	Education: Bonds	5,871	8,340	70.4%	Pass ^F
YOLO	11/4/2008	Davis Joint Unified ⁴⁹	Measure W	Property Tax	Education	25,297	33,415	75.7%	Pass ^T
		Los Rios Community College ⁵⁰	Measure M	GO Bond	Education: Bonds	29,107	46,616	62.4%	Pass ^F
YUBA	11/4/2008	Marysville Joint Unified ⁵¹	Measure P	GO Bond	Education: Bonds	9,931	15,904	62.4%	Pass ^F
		Plumas Lake Elementary	Measure Q	GO Bond	Education: Bonds	858	1,589	54.0%	Fail ^T
		Wheatland Elementary	Measure R	GO Bond	Education: Bonds	1,465	2,243	65.3%	Pass ^F

⁴⁸Multiple county school district. Results for Kings county are reported separately.^PProposed school district.⁴⁹Multiple county school district. Results for Solano county are reported separately.⁵⁰Multiple county school district. Results for El Dorado, Placer, Sacramento, and Solano counties are reported separately.⁵¹Multiple county school district. Results for Butte county are reported separately.

TABLE 1.2 TEXT FOR SCHOOL DISTRICT BALLOT MEASURES BY COUNTY, 2008

ALAMEDA	2/5/2008	Albany City Unified	Measure E	Pass (55% required)
In order to reconstruct and replace the Albany School District Community Pool (including showers, lockers and related facilities) to provide students and the community with adequate swimming facilities for school; adult school; athletic competition; recreational and community use, including therapeutic and instructional swim, with additional high school classrooms, shall the Albany Unified School District issue \$10,000,000 in bonds at interest rates within the legal limit, and establish a Citizens' Oversight Committee to monitor all expenditures?				
ALAMEDA	2/5/2008	Oakland Unified	Measure G	Pass (2/3 required)
To attract and retain highly qualified teachers, maintain courses that help students qualify for college, maintain up-to-date textbooks and instructional materials, keep class sizes small, continue after-school academic programs, maintain school libraries, and provide programs, including arts and music, that enhance student achievement, shall Oakland Unified School District, without increasing the current rate, continue to levy its education special tax of \$195 per parcel, commencing July 1, 2009, exempting low-income taxpayers, and with all money benefiting Oakland schools?				
ALAMEDA	6/3/2008	Alameda City Unified	Measure H	Pass (2/3 required)
To offset severe state budget cuts to Alameda schools, minimize school closures, and protect the quality of education, student safety, class sizes, excellent teachers and staff and to restore prioritized cuts to music, athletics, advanced placement courses, shall Alameda Unified School District levy a temporary, 4-year emergency tax of \$120 per residential parcel and 15 cents per square foot for commercial/industrial parcels (see voter pamphlet), with exceptions for seniors, citizen oversight and all funds staying local?				
ALAMEDA	6/3/2008	Hayward Unified	Measure I	Pass (55% required)
To improve safety and learning by construction, furnishing and equipping school facilities; reconstruction, rehabilitating, or replacing deteriorating schools; providing security systems, new or modernized permanent classrooms, land for construction, wireless technology, access for individuals with disabilities, and to qualify for state matching funds, shall the Hayward Unified School District issue \$205 million in bonds not to exceed maximum legal interest, with independent citizen oversight, annual audits, and no money for administrators' salaries.				
ALAMEDA	11/4/2008	Dublin Unified	Measure L	Pass (2/3 required)
To support high academic achievement in math, science, reading, writing, and technology; attract and retain highly qualified teachers; maintain small class sizes; and provide ongoing teacher training, shall the Dublin Unified School District levy \$96 dollars per parcel annually for five (5) years with an exemption for seniors and disabled persons, an independent citizens' oversight committee, no money for administrator salaries and all dollars staying in our community to maintain a high quality education?				
ALAMEDA	11/4/2008	Livermore Valley Joint Unified	Measure M	Pass (2/3 required)
To maintain the quality of local schools, attract and retain highly qualified teachers, and maintain small class sizes, college/career/job preparation classes, art/music/foreign language programs, computers, infrastructure and instructional technology upgrades, elementary science specialists, and high school counselors, shall Livermore Valley Joint Unified School District extend its expiring parcel tax for five years at \$11.50/month per parcel, with a senior citizen exemption, independent oversight, no administrators' salaries, and all funds staying local to benefit Livermore children?				
ALAMEDA	11/4/2008	Oakland Unified	Measure N	Fail (2/3 required)
To attract and retain highly qualified and credentialed teachers for Oakland's District-run public schools, and to support successful educational programs at Oakland's public charter schools, shall Oakland Unified School District levy \$10 per parcel per month (\$120 per year) for 10 years with an exemption for low-income residents, mandatory annual audits, an independent citizens' oversight committee, and all money spent to benefit Oakland Schools and all Oakland students?				
ALAMEDA	11/4/2008	San Lorenzo Unified	Measure O	Pass (55% required)
To build new science labs, modernize aging schools, improve safety, energy efficiency, and classroom computers and technology, replace older portable classrooms, renovate athletic fields, improve traffic safety and construct, replace and renovate school facilities, shall the San Lorenzo Unified School District be authorized to issue \$83,000,000 in bonds at interest rates within the legal limit with no funds for administrator salaries and an appointed Independent Oversight Committee to monitor all bond expenditures?				
BUTTE	2/5/2008	Biggs Unified	Measure A	Fail (55% required)
To qualify for state matching funds, fix leaky, deteriorated roofs, improve fire safety, repair and upgrade classrooms, heating/ventilation systems for energy efficiency, and update science, computer and instructional technology, shall Biggs Unified School District issue \$4,275,000 of bonds at legal rates to renovate, acquire, construct, repair and equip local neighborhood schools, sites and facilities, with required independent financial audits, citizens' oversight and no money for administrators' salaries?				
BUTTE	11/4/2008	Biggs Unified	Measure E	Fail (55% required)
To improve the quality of education, qualify for \$4,000,000 state matching funds, fix leaky roofs, improve fire safety, repair and modernize classrooms, upgrade electrical, plumbing, heating/ventilation systems for energy efficiency, and update science and computer technology, shall Biggs Unified School District issue \$6,900,000 of bonds at legal rates to renovate, acquire, construct and equip neighborhood schools, sites and facilities, with required independent financial audits, citizens' oversight and no money for administrators' salaries?				
BUTTE	11/4/2008	Marysville Joint Unified	Measure P	Pass (55% required)
To continue improving the quality of education in local schools and protecting the safety of our children, by repairing, replacing or updating fire alarm systems, worn-out roofs, outdated classrooms and science labs, plumbing and heating/air conditioning systems; and to help qualify for State matching funds for school modernization and construction, shall the Marysville Joint Unified School District issue \$47,000,000 of bonds at legal interest rates, with independent citizens' oversight and audits, and no money for administrators' salaries?				

TABLE 1.2 TEXT FOR SCHOOL DISTRICT BALLOT MEASURES BY COUNTY, 2008

BUTTE	11/4/2008	Oroville Union High	Measure G	Pass (55% required)
To remodel and upgrade the Harrison Stadium Sports Complex, including synthetic all weather track, football and soccer fields, paved parking, bleachers, disabled access, press box, bathrooms, landscaping, irrigation, scoreboards and lights, and using any remaining bond proceeds to improve Oroville High School and Las Plumas High School athletic facilities, shall the Oroville Union High School District issue \$12,000,000 of bonds at legal interest rates with an independent citizen's oversight committee, annual audits and NO money for administrator salaries?				
CALAVERAS	11/4/2008	Bret Harte Union High	Measure K	Pass (55% required)
To improve the quality of education and job training, shall Bret Harte Union High School District issue \$18,000,000 in bonds at legal rates to construct, improve and equip schools, sites, buildings, joint-use facilities, restrooms, install energy efficient HVAC systems, replace aging temporary classrooms, improve science labs, classrooms, grounds, fields and facilities for student and community use, with mandatory financial audits, independent citizen oversight, and no money for administrators' salaries?				
CONTRA COSTA	6/3/2008	Antioch Unified	Measure C	Pass (55% required)
To address critical renovation and modernization needs at schools that have served Antioch for more than forty years, replace aging roofs, aging plumbing, old heating and air conditioning units with energy efficient systems, upgrade restrooms, electrical systems, renovate and expand libraries, shall the School Facilities Improvement District No. 1 of the Antioch Unified School District issue \$61,600,000 in bonds at legal interest rates with funds monitored by an Independent Citizens' Oversight Committee and no funds spent on administrators?				
CONTRA COSTA	6/3/2008	San Ramon Valley Unified	Measure D	Fail (2/3 required)
To replace its existing parcel tax, address the impact of state budget cuts, avoid increased class sizes, keep middle and high school libraries open, reduce class size in middle and high school science labs, algebra, calculus and math classes and maintain counseling, shall the San Ramon Valley Unified School District levy an annual tax of \$166 per taxable parcel for seven years, beginning July 1, 2008, with an annual inflation adjustment limited to \$8, annual audits and offering a senior exemption?				
CONTRA COSTA	11/4/2008	Acalanes Union High	Measure E	Pass (55% required)
To establish a ten-year technology fund, upgrade instructional classroom technology, replace worn, aging roofs, convert obsolete facilities into additional classroom space, upgrade electrical and energy management systems to improve efficiency and repair, construct, equip or upgrade school facilities, shall the Acalanes Union High School District issue \$93 million in bonds at interest rates within the legal limit, with all expenditures reviewed by an independent citizens' oversight committee without increasing current tax rates?				
CONTRA COSTA	11/4/2008	John Swett Unified	Measure A	Pass (55% required)
To modernize, upgrade, equip and furnish John Swett High School and its related athletic and support facilities, to provide improved, safe, and technologically advanced academic and athletic facilities, and to become eligible for state matching funds for school facilities including joint-use and career technical education facilities, shall the John Swett Unified School District issue \$20,000,000 in bonds at interest rates within the legal limit subject to the accountability safeguards required by law?				
CONTRA COSTA	11/4/2008	Livermore Valley Joint Unified	Measure M	Pass (2/3 required)
To maintain the quality of local schools, attract and retain highly qualified teachers, and maintain small class sizes, college/career/job preparation classes, art/music/foreign language programs, computers, infrastructure and instructional technology upgrades, elementary science specialists, and high school counselors, shall Livermore Valley Joint Unified School District extend its expiring parcel tax for five years at \$11.50/month per parcel, with a senior citizen exemption, independent oversight, no administrative salaries, and all funds staying local to benefit Livermore children?				
CONTRA COSTA	11/4/2008	Martinez Unified	Measure B	Pass (2/3 required)
To support high academic achievement for local students by maintaining small class sizes, updated textbooks and classroom materials, improved access to modern technology, science education, art, music, band programs, library services and school counselors to help students prepare for college and work, shall Martinez Unified School District authorize an annual school parcel tax of \$50 per parcel for a term not to exceed five years, exempting eligible senior citizens, and including citizens' oversight?				
CONTRA COSTA	11/4/2008	Pittsburg Unified	Measure C	Pass (2/3 required)
To expand student access to technology and computers, college preparatory, honors and advanced placement classes, avoid increased class sizes, maintain essential programs and materials, keep classes small in the early grades, and attract and retain highly qualified teachers, shall the Pittsburg Unified School District levy an annual tax of \$65 per taxable parcel for seven years, beginning July 1, 2009, with an annual inflation adjustment of \$6, with citizen oversight and a senior citizen exemption?				
CONTRA COSTA	11/4/2008	West Contra Costa Unified	Measure D	Pass (2/3 required)
To improve education, including reading, writing, math and science, retain quality teachers and counselors, support libraries, computer training and athletic programs, prepare students for college and the workforce, maintain reduced class sizes, maintain school cleanliness and protect against state budget cuts, shall the West County Unified School District renew its existing parcel tax for 5 years, keeping the current rate, with revenue staying at local schools, no funds to administrator salaries, an exemption for seniors and independent citizen oversight?				
DEL NORTE	11/4/2008	Del Norte County Unified	Measure A	Pass (55% required)
To improve the quality of education, construct, upgrade, and renovate outdated classrooms and schools including replacing temporary portable classrooms with new classrooms; upgrading heating, air conditioning, plumbing and sewer systems; updating electrical systems to improve student access to computers; repairing and replacing roofs; and making health/safety improvements; shall Del Norte County Unified School District be authorized to issue \$24,987,000 of bonds at legal interest rates, with annual audits, an independent citizens' oversight committee, and no money for administrative salaries?				

TABLE 1.2 TEXT FOR SCHOOL DISTRICT BALLOT MEASURES BY COUNTY, 2008

EL DORADO	6/3/2008	El Dorado Union High	Measure Q	Pass (55% required)
To improve student safety and the quality of education at every school by repairing, updating, constructing, furnishing and equipping school facilities, including technology, job training, science and health facilities, roofs, electrical, plumbing and heating systems, and become eligible for millions in state matching funds, shall the El Dorado Union High School District issue \$66,300,000 in bonds at legal rates? The Board will appoint a citizens' oversight committee, conduct annual independent audits, and spend funds only on school and classroom improvements?				
EL DORADO	6/3/2008	Lake Tahoe Unified	Measure A	Fail (55% required)
To provide safe, secure local schools by replacing outdated portables, electrical, emergency and lighting systems, aging plumbing/restrooms; improving classrooms, technology and elementary school libraries; creating new career and technology education classrooms; upgrading physical education and athletic facilities; and qualifying for \$11 Million Dollars in state matching funds, shall Lake Tahoe Unified School District issue \$87 Million in bonds at legal interest rates, with annual financial audits, citizens' oversight, and no money for administrators' salaries?				
EL DORADO	11/4/2008	Gold Oak Union Elementary	Measure E	Pass (55% required)
To acquire, construct, modernize, and improve school facilities, including improving access to computers and modern technology, replacing outdated heating, air conditioning, and plumbing systems, fixing leaking roofs, and improving handicapped access, shall Gold Oak Union School District be authorized to issue up to \$8,950,000 in bonds at legal interest rates, with a citizens' oversight committee, annual audits, and provided no funds are spent on administrator salaries?				
EL DORADO	11/4/2008	Lake Tahoe Unified	Measure G	Pass (55% required)
To improve health, safety and the quality of education at every school by repairing, updating, and constructing facilities; including furnishing equipment and technology; replacing outdated portables; electrical/plumbing/heating systems; and qualifying for \$15.4 Million Dollars in state matching funds, shall Lake Tahoe Unified School District issue \$64.5 Million in bonds at legal interest rate with citizen's oversight committee, annual financial audits, and funds only for school and classroom facility improvements, with no money for administrators' salaries?				
EL DORADO	11/4/2008	Los Rios Community College	Measure M	Pass (55% required)
Shall the Los Rios Community College District be authorized to issue \$475,000,000 million in bonds at the lowest available interest rates to improve student academic performance by building classrooms, facilities and labs throughout the district including for teaching green technologies; nursing and health care programs; architecture, engineering and construction management; computer sciences; early childhood development; and fire and police public safety programs at the American River, Cosumnes River, El Dorado, Folsom, and Sacramento City College campuses?				
FRESNO	2/5/2008	Caruthers Unified	Measure A	Fail (55% required)
To provide facilities more comparable to neighboring school districts, renovate existing school facilities, and build new classrooms and educational facilities, shall the Caruthers Unified School District be authorized to issue up to \$11,300,000 in bonds at legal interest rates, with a citizens' oversight committee, independent annual audits, and no money for salaries, administration, or school district overhead?				
FRESNO	2/5/2008	Caruthers Unified	Measure B	Fail (55% required)
To acquire, construct, renovate and improve Caruthers Elementary School facilities, including building new classrooms and educational facilities, shall the Caruthers Unified School District K-8 School Facilities Improvement District No. 1 be authorized to issue up to \$2,800,000 in bonds at legal interest rates, with a citizens' oversight committee, independent annual audits, and no money for salaries, administration, or school district overhead?				
FRESNO	6/3/2008	Central Unified	Measure E	Fail (55% required)
To replace outdated heating/ventilation/air conditioning systems to improve energy efficiency, upgrade classroom technology, replace aging portables, renovate restrooms, improve school security, acquire property, build classrooms and schools to avoid overcrowding, providing students access to comparable school facilities, and qualify for state matching funds, shall Central Unified School District issue \$152 million in bonds at legal interest rates with annual audits and independent citizens' oversight and no money for administrator's salaries?				
FRESNO	6/3/2008	Kerman Unified	Measure K	Pass (55% required)
To acquire, construct, and improve classrooms and student support facilities, including a new elementary school to reduce overcrowding, vocational and technical education classrooms, and a multipurpose room at Liberty Intermediate School, shall Kerman Unified School District be authorized to issue up to \$24,900,000 in bonds at legal interest rates, with a citizens' oversight committee, annual audits, and provided no funds are spent on administrator salaries?				
FRESNO	6/3/2008	West Hills Community College	Measure Q	Pass (55% required)
To improve the quality of education, construct classrooms and a library; renovate existing classrooms and facilities; acquire land; improve energy efficiency; upgrade electrical systems to improve access to computers and technology; and make the District eligible for state matching funds; shall the School Facilities Improvement District No. 1 (Northern Area) of the West Hills Community College District issue \$11,800,000 in bonds, at legal rates, with citizen oversight, guaranteed annual financial audits, no money for administrators' salaries?				
FRESNO	11/4/2008	Central Unified	Measure B	Pass (55% required)
To replace outdated heating, ventilation, and air conditioning systems to improve energy efficiency; upgrade classroom computers and technology; replace aging portables, renovate restrooms, improve student safety and school security; acquire property; build classrooms and schools to reduce overcrowding; and qualify the District to receive an estimated \$75,000,000 in State matching funds, shall the Central Unified School District issue \$152,000,000 in bonds at lowest possible interest rates with annual audits, independent citizens' oversight, and no money for administrators' salaries?				

TABLE 1.2 TEXT FOR SCHOOL DISTRICT BALLOT MEASURES BY COUNTY, 2008

FRESNO	11/4/2008	Sierra Unified	Measure V	Fail (55% required)
To improve neighborhood elementary and middle schools, upgrade classroom computer technology and school pick-up/drop-off zones, bring playgrounds into compliance with safety requirements, upgrade plumbing, wiring, heating and ventilation systems, improve energy efficiency, increase classroom funding by paying down debt, shall Sierra Unified School District issue \$12,000,000 of bonds at legal rates to renovate, acquire, construct, repair, equip schools, sites, facilities, with independent financial audits, citizens' oversight, and no money for administrators' salaries?				
FRESNO	11/4/2008	Sierra Unified	Measure W	Fail (55% required)
To provide a quality education and attract excellent teachers, upgrade electrical systems, classroom computer technology and science labs, improve job training and vocational educational classrooms, improve energy efficiency to reduce utility costs, shall Sierra Unified School District issue \$10,000,000 of bonds at legal rates to renovate, acquire, construct, repair, equip high school classrooms, sites, facilities, with independent financial audits, citizens' oversight, and no money for administrators' salaries?				
FRESNO	11/4/2008	West Hills Community College	Measure C	Pass (55% required)
To improve the quality of education; renovate and construct classrooms and educational facilities; acquire land; improve energy efficiency; upgrade electrical systems to improve access to computers and technology; and make the District eligible for up to \$50.0 million in State matching funds; shall the School Facilities Improvement District No. 2 (Coalinga Area) of the West Hills Community College District issue \$11.6 million in bonds, at legal rates, with citizen oversight, guaranteed annual financial audits, no money for administrators' salaries?				
FRESNO	11/4/2008	West Hills Community College	Measure E	Pass (55% required)
To improve the quality of education; construct and improve classrooms and educational facilities; acquire land; improve energy efficiency; upgrade electrical systems to improve access to computers and technology; and make the District eligible for up to \$70.6 million in State matching funds; shall the School Facilities Improvement District No. 3 (Lemoore Area) of the West Hills Community College District issue \$31.0 million in bonds, at legal rates, with citizen oversight, annual financial audits, and no money for administrators' salaries?				
GLENN	2/5/2008	Orland Joint Unified	Measure K	Pass (55% required)
To improve the quality of education, renovate and modernize all schools including replacing leaky roofs, repairing deteriorating plumbing and sewer systems, upgrading inadequate electrical systems to improve access to computers and modern technology, making health and safety improvements, building new classrooms, libraries, cafeterias, and making the District eligible for millions of dollars in State-matching grants, shall the Orland Joint Unified School District issue \$21,900,000 of bonds at legal interest rates, with no money for teacher or administrative salaries?				
GLENN	6/3/2008	Willows Unified	Measure L	Fail (55% required)
To acquire, construct and improve school facilities, including replacing portable facilities with permanent classrooms, improving student access to computers and modern technology, and replacing heating and air conditioning systems to improve energy efficiency and reduce operating costs, shall the Willows Unified School District be authorized to issue up to \$20,700,000 in bonds at legal interest rates, with a citizens' oversight committee, annual audits and no money for salaries, administration or operations?				
GLENN	11/4/2008	Hamilton Unified- Proposed	Measure M	Pass (55% required)
Shall a unified school district be formed between Hamilton Union High School District and the Hamilton Union Elementary School District excluding the school district of Capay?				
GLENN	11/4/2008	Willows Unified	Measure N	Fail (55% required)
To improve the quality of education, renovate and modernize ALL schools including replacing heating, ventilation, and air conditioning systems; upgrading inadequate electrical systems; replacing temporary portables with permanent classrooms; repairing or replacing leaky roofs; making health and safety improvements; repairing deteriorating plumbing and sewer systems; and qualifying the District for \$4,200,000 in State matching grants, shall Willows Unified School District issue \$20,700,000 of bonds at legal rates, with a citizens' oversight committee, and no money for administrative salaries?				
HUMBOLDT	6/3/2008	McKinleyville Union Elementary	Measure C	Pass (55% required)
To repair and replace aging roofs, repair structures to meet current fire and safety codes, replace outdated electrical, plumbing, restrooms, and heating systems; upgrade classroom technology and computer labs, repair classroom facilities, and modernize science classrooms and labs, shall the McKinleyville Union School District be authorized to replace, renovate, acquire and construct school facilities, issue \$14,000,000 in bonds at legal interest rates, with no funds for administrator salaries, and appoint an Independent Oversight Committee to monitor bond expenditures?				
HUMBOLDT	11/4/2008	Klamath-Trinity Joint Unified	Measure H	Pass (55% required)
To improve the quality of education, construct school facilities, modernize and renovate outdated classrooms and restrooms; replace heating ventilation and air conditioning systems; improve student access to computers and technology; repair and replace roofs; upgrade electrical, plumbing, and sewer systems; make health and safety improvements; and qualify the District for \$4,100,000 in State grants, shall the Klamath-Trinity Joint Unified School District issue \$5,950,000 in bonds, requiring an independent oversight committee, annual financial audits, and no more money for administrative salaries?				
IMPERIAL	2/5/2008	McCabe Union Elementary	Measure A	Fail (2/3 required)
To improve educational opportunities for students and provide modern teaching and learning environments, shall McCabe Union Elementary School District construct a gymnasium, athletic facilities and supporting education facilities by issuing \$7,000,000 in bonds at interest rates below legal limits, with an appointed citizen's oversight committee, annual financial audits and no money for administrator salaries?				

TABLE 1.2 TEXT FOR SCHOOL DISTRICT BALLOT MEASURES BY COUNTY, 2008

IMPERIAL	6/3/2008	McCabe Union Elementary	Measure B	Fail (55% required)
To improve educational opportunities for students and provide modern teaching and learning environments, shall McCabe Union Elementary School District construct a gymnasium, athletic facilities and supporting education facilities by issuing \$7,000,000 in bonds at interest rates below legal limits, with an appointed citizen's oversight committee, annual financial audits and no money for administrator salaries?				
INYO	11/4/2008	Bishop Union Elementary	Measure A	Pass (55% required)
To acquire, construct, and improve Bishop elementary school facilities, including providing renewable energy improvements and funding major repairs so more money can be used in the classroom shall the Bishop Union Elementary School District be authorized to issue \$3,000,000 in bonds at interest rates not to exceed 12% with annual audits, a citizens' oversight committee, and no money for administrative salaries?				
KERN	2/5/2008	Mojave Unified	Measure A	Pass (55% required)
To provide the children in California City with schools comparable to other communities, complete construction of California City High School and Hacienda Elementary School, and construct, acquire and improve school facilities in California City, shall the Mojave Unified School District School Facilities Improvement District No. 1 be authorized to issue \$24,000,000 in bonds at legal interest rates, with a citizens' oversight committee, annual independent audits, and funds spent only on school and classroom improvements?				
KERN	2/5/2008	Rio Bravo-Greeley Union	Measure B	Pass (55% required)
To improve the health, safety and education of our children by modernizing aging school facilities, minimizing lead and asbestos hazards, replacing unsafe or inadequate electrical, communications, fire alarm systems, heating and cooling systems, repairing plumbing and renovating restrooms, renovating and/or adding classrooms and other facilities, shall Rio Bravo-Greeley Union Elementary School District issue \$10.9 million in bonds at legal interest rates, with citizens' oversight to ensure expenditures are only for school improvements, with all money raised benefitting local children?				
KERN	6/3/2008	Kernville Union Elementary	Measure D	Pass (55% required)
To acquire, construct and improve local classrooms and support facilities, including replacing outdated portables, building restrooms, updating technology, building a gym for school and community use, improving handicapped access, and providing the local match for approximately \$4.4 million in State funds, shall the Kernville Union School District be authorized to issue up to \$6,000,000 in bonds at legal interest rates, with annual audits, a citizens' oversight committee and NO monies for administrator salaries?				
KERN	6/3/2008	Wasco Union High	Measure C	Pass (55% required)
To improve the quality of education, renovate and equip classrooms and school facilities, upgrade plumbing, electrical, heating, ventilation systems, build new classrooms and school facilities to relieve overcrowding, repair roofs, make health and safety improvements, upgrade computer and instructional technology, and qualify the District for \$12,200,000 in State-matching grants, shall Wasco Union High School District issue \$33,500,000 of bonds at legal interest rates, with independent citizen oversight and no money for administrative salaries?				
KERN	11/4/2008	Lakeside Union Elementary	Measure I	Pass (55% required)
To improve the local quality of education, student learning and safety in neighborhood schools, shall Lakeside Union School District upgrade classroom computers, technology, science space, and equipment, improve school safety/security, repair/replace deteriorated roofs, plumbing, lighting, electrical and building systems, and replace the existing special tax, by issuing \$22,500,000 in bonds at legal rates, qualifying for State matching funds, with mandatory audits, independent citizens' oversight, no administrator salaries, and all funds benefitting Lakeside and Suburu School communities?				
KERN	11/4/2008	Mojave Unified	Measure G	Pass (55% required)
To acquire, construct, and improve classrooms and facilities in Mojave, including improving fire alarm and plumbing systems, and improving access to modern technology at Mojave Elementary, and improving vocational education facilities at Mojave High, shall the Mojave Unified School District be authorized to issue \$14,000,000 in bonds at legal interest rates with annual audits, a citizens' oversight committee, and no money for teacher salaries?				
KERN	11/4/2008	Richland Union Elementary	Measure J	Pass (55% required)
To improve educational opportunities, increase safety in our schools and qualify for State matching funds; shall the Richland School District issue \$23 million in bonds, providing for a citizens' oversight committee, annual audits, interest rates below legal limits, and no money for salaries or school operating expenses, in order to renovate existing school buildings, update technology, purchase land and construct a new elementary school, with all money raised benefitting our local students?				
KERN	11/4/2008	Southern Kern Unified	Measure H	Pass (55% required)
To provide excellent schools for all local students, shall the Southern Kern Unified School District be authorized to acquire, construct, and improve school facilities, including classrooms to reduce student overcrowding, replacing portables with permanent classrooms, adding libraries, science and computer labs, improving school safety, and becoming eligible for additional state funding by issuing \$24,000,000 in bonds at legal interest rates, with annual audits, an independent citizens' oversight committee, and no money for administrative salaries?				
KINGS	11/4/2008	College of the Sequoias	Measure J	Pass (55% required)
To build a permanent Tulare College Center, including buildings for welding/farming equipment repair classes/vocational education, qualify for \$98 million in State building grants, construct classrooms, library, computer labs, an agricultural education complex, livestock pavilion, including farm animal buildings and labs, upgrade/construct/equip/acquire classrooms, facilities/sites; shall College of the Sequoias Tulare Improvement District No. 3 of the College of the Sequoias Community College District issue \$60 million in bonds, at legal rates, with citizen oversight, mandatory audits, and all funds staying in the Tulare area for college facilities?				

TABLE 1.2 TEXT FOR SCHOOL DISTRICT BALLOT MEASURES BY COUNTY, 2008

KINGS	11/4/2008	West Hills Community College	Measure E	Pass (55% required)
To improve the quality of education; construct and improve classrooms and educational facilities; acquire land; improve energy efficiency; upgrade electrical systems to improve access to computers and technology; and make the District eligible for up to \$70.6 million in State matching funds; shall the School Facilities Improvement District No. 3 (Leemore Area) of the West Hills Community College District issue \$31.0 million in bonds, at legal rates, with citizen oversight, annual financial audits, and no money for administrators' salaries?				
LASSEN	11/4/2008	Susanville Elementary	Measure S	Pass (55% required)
To renovate, reconstruct, repair, replace, acquire, construct and make improvements to school buildings and facilities, and meet fire, health, and safety standards to improve health, safety and education for students, shall the Susanville Elementary School District issue a maximum of \$9,000,000 in bonds, with interest rates within legal limits, with a citizens' oversight committee, annual audits, and no money for salaries or other routine school operating expenses with all money raised benefitting local students?				
LOS ANGELES	2/5/2008	Acton-Agua Dulce Unified	Measure V	Fail (55% required)
To acquire, construct and improve school facilities, shall the Acton-Agua Dulce Unified School District be authorized to replace high school portable facilities with permanent classrooms, construct additional classrooms, science labs, library, and support facilities, to qualify for approximately \$15,000,000 in State matching and joint-use funds by issuing up to \$46,200,000 in bonds at interest rates within legal limits, with annual audits, a citizens' oversight committee, and no money for salaries?				
LOS ANGELES	2/5/2008	Long Beach Community College	Measure E	Pass (55% required)
To qualify for State matching funds that will better prepare Long Beach college students for high demand jobs, shall Long Beach Community College District renovate science, nursing, police, and firefighting classrooms, upgrade classroom technology and high-tech training labs; repair aging roofs, electrical, plumbing, heating, and ventilation; and upgrade/construct/equip/acquire classrooms, facilities, sites; by issuing \$440 million in bonds, at legal rates, with citizen oversight, mandatory audits, and all funds staying local to improve Long Beach City College facilities?				
LOS ANGELES	2/5/2008	Redondo Beach Unified	Measure C	Pass (55% required)
To improve the quality of education, complete the renovation of local schools, make health and safety improvements, upgrade and modernize existing classrooms and school buildings, including multipurpose rooms, and improve student support facilities at the High School, including the library, computer and science labs and athletic facilities, shall the Redondo Beach Unified School District issue \$145,000,000 in bonds within legal interest rates, with no money for teacher or administrative salaries, and spending reviewed annually by a citizens' oversight committee?				
LOS ANGELES	2/5/2008	San Gabriel Unified	Measure A	Pass (55% required)
To provide a quality education for all students, meet the challenges of new instructional techniques with contemporary computer technology and to provide all students with a safe learning environment, shall San Gabriel Unified School District issue \$65,000,000 of bonds at legal rates to renovate, acquire, construct, repair and equip local neighborhood schools, sites and facilities, subject to independent financial audits, citizen oversight and with no money for administrators' salaries?				
LOS ANGELES	2/5/2008	Santa Monica-Malibu Unified	Measure R	Pass (2/3 required)
To preserve quality schools despite inadequate state funding, and prevent program cuts shall the Santa Monica-Malibu Unified School District renew - without increasing -- existing school parcel taxes, annually adjusted for inflation, with exemptions for homes owned and occupied by senior citizens, and annual audits reported to taxpayers by Independent Citizens Oversight Committee? Funds used to retain highly qualified teachers and reduced class size, protect excellence in math, science, technology, arts, music, reading; sustain libraries. No funds used for administrator salaries.				
LOS ANGELES	6/3/2008	Centinela Valley Union High	Measure A	Fail (2/3 required)
To attract and retain qualified teachers; reduce class size; maintain libraries; upgrade computer and science labs; improve academics including music, arts, math, science, English, and other courses students need to qualify for college admission; and improve school safety/security; shall the Centinela Valley Union High School District levy an education parcel tax at \$.04 per square foot for nine years, exempting seniors, with no money used for administrative costs and an independent citizen's oversight committee to audit use of funds?				
LOS ANGELES	6/3/2008	Hawthorne Elementary	Measure H	Pass (55% required)
Shall the Hawthorne School District be authorized to issue \$20,000,000 in bonds at legal interest rates to acquire, construct, and improve local schools, including security improvements throughout the District to reduce vandalism, additional classrooms and athletic fields at the charter high school, and gymnasiums for student and community use, with a citizens' oversight committee, annual audits, and NO money for salaries, administration, and overhead?				
LOS ANGELES	6/3/2008	Hermosa Beach City Elementary	Measure E	Fail (2/3 required)
To maintain high quality education for Hermosa's schools, support classroom instruction, maintain and create small class sizes, and preserve educational programs, shall Hermosa Beach City School District levy a parcel tax for Two Hundred Fifty-Seven Dollars (\$257) per assessor parcel per year, not to exceed a 5% annual increase, for five (5) years, with exemptions available for seniors and disabled persons, a citizens' oversight committee, accountability measures and all funds being used locally?				
LOS ANGELES	6/3/2008	Los Nietos Elementary	Measure M	Pass (55% required)
To acquire, construct and modernize school facilities, shall the Los Nietos School District be authorized to upgrade classrooms and security, improve student safety and school sites, renovate outdated restrooms, and replace roofs by issuing up to \$31,140,000 in bonds at legal interest rates, with annual audits, a citizens' oversight and no money for overhead or administrator salaries?				

TABLE 1.2 TEXT FOR SCHOOL DISTRICT BALLOT MEASURES BY COUNTY, 2008

LOS ANGELES	11/4/2008	Acton-Agua Dulce Unified	Measure CF	Pass (55% required)
To acquire, construct and improve high school facilities, shall the Acton-Agua Dulce Unified School District be authorized to replace portables with permanent high school classrooms and facilities, construct additional classrooms, including science labs, and qualify for approximately \$9,500,000 in State matching funds by issuing up to \$13,000,000 in bonds at interest rates within legal limits, with annual audits, a citizens' oversight committee, and no money for administrator salaries?				
LOS ANGELES	11/4/2008	Alhambra Unified School	Measure MM	Pass (55% required)
To improve local elementary education, repair, upgrade outdated classrooms, plumbing, roofing, lighting, electrical systems, libraries, upgrade safety, security, fire systems, remove hazardous materials, replace temporary classrooms with permanent classrooms, earthquake-retrofit classrooms, renovate, acquire, construct, repair, equip classrooms, schools, science labs, sites, facilities, shall Alhambra Unified School District Elementary Schools Improvement District issue \$50,000,000 of bonds at legal rates, citizens' oversight, independent audits?				
LOS ANGELES	11/4/2008	Beverly Hills Unified	Measure E	Pass (55% required)
To provide safe and modernized school facilities, make necessary structural seismic safety repairs, upgrade, repair, and reconstruct aging classrooms, infrastructure, multiuse, gyms, libraries, science, technology & labs; roofing, plumbing, heating, ventilation and electrical systems; renovate Beverly Hills Unified School District schools to better protect student/staff from unauthorized entry, security risks and natural disasters; shall Beverly Hills Unified School District issue \$334 million in bonds at legal interest rates subject to mandatory audits, independent citizens' oversight without an estimated increase in tax rates?				
LOS ANGELES	11/4/2008	Bonita Unified	Measure AB	Pass (55% required)
To provide a healthy learning environment, improve student health and safety, shall Bonita Unified School District issue \$83,560,000 in bonds at legal rates to construct, improve, equip schools, technology, water and electrical, utilities, HVAC and solar energy systems, multipurpose classrooms, grounds, fields and facilities, including upgrading gyms, equipment, and non-compliant tracks, and completing necessary upgrades to athletic facilities, with mandatory audits, independent citizen oversight, and no money for administrators' salaries?				
LOS ANGELES	11/4/2008	Centinel Valley Union High	Measure CV	Pass (2/3 required)
To improve the quality of education/student safety/reduce overcrowding, shall Centinela Valley Union High School District issue \$98,000,000 in bonds, at legal rates, to repair/acquire/construct local schools, sites, facilities, libraries, classrooms, science/computer labs, ensure earthquake safety, remove mold/asbestos, upgrade fire safety/security systems, leaky roofs, restrooms, plumbing/electrical/heating/cooling systems, with citizens' oversight, independent annual audits, no money for administrators' salaries and no increase in current tax rates?				
LOS ANGELES	11/4/2008	El Monte City Elementary	Measure KC	Pass (55% required)
To improve the quality of education/ensure safe school campuses, upgrade classroom technology to meet current teaching standards, shall El Monte City School District repair, acquire, construct, equip classrooms, sites/facilities, complete safety/energy-efficiency upgrades, replace aging roofs, heating, electrical, cooling systems, upgrade technology/add new computer labs, by issuing \$75,000,000 in bonds at legal rates, qualifying for State matching funds, with independent oversight, no money for administrators' salaries?				
LOS ANGELES	11/4/2008	El Monte Union High	Measure D	Pass (55% required)
To ensure safe high school campuses and better prepare local students for college and high demand jobs, shall El Monte Union High School District rehabilitate, acquire, construct, and equip classrooms, sites, and facilities, complete safety/energy-efficiency upgrades, replace aging portables with permanent classrooms, upgrade technology and add new science labs, by issuing \$148,000,000 in bonds at legal rates, qualifying for State matching funds, with independent oversight, no money for staff salaries, and all funds benefiting local high schools?				
LOS ANGELES	11/4/2008	El Segundo Unified	Measure M	Pass (55% required)
To support high academic achievement, enhance student safety, and improve the 80 year old auditorium and the athletic facilities frequently used by the community, by repairing outdated wiring and plumbing, improving energy efficiency, reducing water use, and mitigating safety hazards and accessibility issues, shall the El Segundo Unified School District issue up to \$14,000,000 in bonds at legal interest rates, with all funds used locally, an independent citizens' oversight committee, annual audits and NO money for administrator salaries?				
LOS ANGELES	11/4/2008	Long Beach Unified	Measure K	Pass (55% required)
To make essential health/safety repairs, retain teachers, qualify for matching grants, shall Long Beach Unified School District retrofit schools for earthquake safety/handicap accessibility, repair restrooms/plumbing/roofs/fire safety, remove lead paint/asbestos, upgrade vocational classrooms/technology/energy efficiency, expand after-school programs, reduce overcrowding, by acquiring, repairing, constructing, equipping sites, facilities, joint-use buildings, and issuing \$1,200,000,000 in bonds at legal rates with independent audits, citizen's oversight, and no money for administrators' salaries?				
LOS ANGELES	11/4/2008	Los Angeles Community College	Measure J	Pass (55% required)
To prepare students for jobs by improving classrooms, laboratories, equipment; train nurses, police, firefighters, paramedics; increase apprenticeship training opportunities; repair electrical wiring, plumbing, fire alarms; improve earthquake safety, energy efficiency to reduce costs; acquire/improve real property; shall Los Angeles Community College District issue \$3.5 billion in bonds at legal interest rates, requiring public review, oversight, audits, no money for administrators' salaries and no tax rate increase?				

TABLE 1.2 TEXT FOR SCHOOL DISTRICT BALLOT MEASURES BY COUNTY, 2008

LOS ANGELES	11/4/2008	Los Angeles Unified	Measure Q	Pass (55% required)
To improve student health, safety and educational quality, shall the Los Angeles Unified School District: continue repair/upgrade of aging/deteriorating classrooms, restrooms; upgrade fire/earthquake safety; reduce asbestos, lead paint, air pollution, water quality hazards; build/upgrade specialized classrooms students need to meet job/college requirements; improve classroom Internet access by issuing \$7 billion in bonds, at legal interest rates; with guaranteed annual audits, citizens' oversight, no increase in maximum tax rate?				
LOS ANGELES	11/4/2008	Manhattan Beach Unified	Measure BB	Pass (55% required)
To attract and retain quality teachers, improve instruction, and ensure college and career readiness for local students, shall Manhattan Beach Unified School District rehabilitate 58- year old Mira Costa High School including replacing deteriorated classrooms with new classrooms and science labs, upgrading technology, replacing deteriorated plumbing/restrooms, and improving safety/energy-efficiency, by issuing \$67,480,000 in bonds at legal rates, with independent oversight, mandatory audits, no money for administrator salaries, and all funds staying local to improve Manhattan Beach schools?				
LOS ANGELES	11/4/2008	Manhattan Beach Unified	Recall 1	Pass
Shall Bill Eisen Be Recalled As Member of the Board of Trustees?				
LOS ANGELES	11/4/2008	Mt. San Antonio Community College	Measure RR	Pass (55% required)
To maintain academic excellence for students/nurses/firefighters by upgrading classrooms/laboratories/fire alarms, repairing roofs/plumbing, removing lead paint/asbestos, retrofitting buildings for earthquake safety/handicap accessibility, increasing energy efficiency, expanding job training, shall Mt. San Antonio Community College District repair, acquire, construct, equip buildings/sites/facilities by issuing \$353,000,000 of bonds at legal rates, with annual audits, citizens' oversight, no money for administrators' salaries, and no tax rate increase?				
LOS ANGELES	11/4/2008	Pasadena Unified	Measure TT	Pass (55% required)
To repair or replace deteriorating and outdated plumbing, heating, ventilation, and fire alarm systems; replace aging portable classrooms; make disabled access improvements, implement energy- and water-saving projects; modernize or reconstruct kindergartens, cafeterias, multipurpose facilities and gyms, and make the District eligible for millions in State matching grants, shall Pasadena Unified School District issue \$350,000,000 of bonds at lawful interest rates, with no money for administrative salaries, and spending annually reviewed by an independent citizens' oversight committee?				
LOS ANGELES	11/4/2008	Pomona Unified	Measure PS	Pass (55% required)
To repair old plumbing, heating, ventilation, and air conditioning systems; provide academic academies and magnet schools; upgrade technology; improve access to computers; expand science labs; renovate and construct classrooms and educational facilities, and make the District eligible to receive and estimated \$47.5 million in State matching grants, shall Pomona Unified School District issue \$235 million of bonds at lowest possible interest rates, with no money for administrative salaries, and spending annually reviewed by an independent oversight committee?				
LOS ANGELES	11/4/2008	Rosmead Elementary	Measure O	Pass (55% required)
To upgrade outdated heating, ventilation, and air conditioning systems, and deteriorating plumbing; make health, safety, and handicapped accessibility upgrades, and improve drinking water; implement computer and technology upgrades; install security and monitoring systems to increase student safety; and acquire, construct, repair, replace and modernize classrooms, cafeterias, and school facilities; shall Rosemead School District issue \$30 million in bonds at legal interest rates with annual audits and independent citizens' oversight and no money for administrators' salaries?				
LOS ANGELES	11/4/2008	Santa Monica Community College	Measure AA	Pass (55% required)
To improve job and career training, provide for modernization and safety, and increase educational opportunities, shall Santa Monica Community College District issue \$295 million in bonds at legal rates to improve student teaching/career training in science, nursing, technology, media, and emerging high-tech fields; construct/equip/modernize math and science laboratories; replace deteriorating buildings; upgrade fire, seismic safety; achieve energy savings; with citizens' oversight, annual performance/financial audits, with no funds for administration?				
LOS ANGELES	11/4/2008	Torrance Unified	Measure Y	Pass (55% required)
To make classrooms and core academic facilities safe and modern, improve learning and qualify for State matching money, shall Torrance Unified School District renovate or replace outdated classrooms and school buildings; repair damaged walls and floors; replace worn-out roofs, plumbing and lighting systems; repair faulty drainage systems, hardscapes, and other safety hazards, by issuing \$265 million in bonds at legal interest rates with mandatory audits, independent citizen oversight and all money staying local?				
LOS ANGELES	11/4/2008	Torrance Unified	Measure Z	Pass (55% required)
To fund additional upgrades to school facilities that support student learning and extracurricular activities, shall Torrance Unified School District also issue \$90 million in bonds at legal interest rates to renovate worn-out physical education facilities and playgrounds for health and safety; construct music/art classrooms and science labs; and replace deteriorating covered walkways to establish a safe school environment; with mandatory audits, independent citizen oversight, and all money staying local?				
LOS ANGELES	11/4/2008	Victor Valley Community College	Measure JJ	Pass (55% required)
To improve education, prepare students for well-paying jobs and university transfer and qualify for State matching funds, shall Victor Valley Community College District improve classrooms, labs and educational buildings and establish a Workforce Training Center and Public Safety Academy for nursing, healthcare, emergency medical, police, firefighting and business careers, upgrade aging infrastructure, acquire sites, equipment, construct/repair buildings/science labs, by issuing \$297,500,000 million in bonds, at legal rates with independent citizens' oversight/no money for administrators' salaries?				

TABLE 1.2 TEXT FOR SCHOOL DISTRICT BALLOT MEASURES BY COUNTY, 2008

LOS ANGELES	11/4/2008	Westside Union Elementary	Measure WS	Pass (55% required)
To improve the quality of education; construct new elementary and middle schools to reduce overcrowding; upgrade and renovate outdated classrooms; increase student access to computers and modern technology; make health, safety and security improvements; and qualify the District for \$72 million in State-matching grants, shall the Westside Union School District issue \$63.5 million of bonds at legal interest rates, with no money for teacher or administrative salaries, and spending annually reviewed by an independent citizens' oversight committee?				
LOS ANGELES	11/4/2008	Whittier Union High	Measure W	Pass (55% required)
To provide excellent high schools for all students in the Whittier Union High School District; build instructional, vocational and career technical classrooms; upgrade security and student support facilities including athletic facilities; and improve heating, ventilation and air conditioning systems; shall the Whittier Union High School District be authorized to issue up to \$75,000,000 in bonds at legal interest rates, with an independent citizens' oversight committee, annual audits, and no money for administrative salaries?				
LOS ANGELES	11/4/2008	William S. Hart Union High	Measure SA	Pass (55% required)
To improve educational opportunities for local students shall William S. Hart Union High School District: repair, replace and upgrade outdated classrooms, science/computer labs, instructional technology, wiring, plumbing, heating, ventilation; improve safety to meet current fire/seismic codes, add a new high school and facilities and classrooms to relieve student overcrowding; by issuing \$300,000,000 in bonds at interest rates below legal limits, with independent citizen's oversight, annual financial audits, all funds remaining local and no money for administrator salaries?				
MADERA	2/5/2008	Bass Lake Joint Unified	Measure B	Pass (55% required)
Without authorizing any additional bonds or taxes, shall the Bass Lake Joint Union Elementary School District's Bond Measure "R" passed by the District's voters on June 6, 2006, be amended so that those bond funds may be used to provide matching funds needed to qualify for approximately \$1 million in special State funding for a joint use multi-purpose room project at Oakhurst Elementary School?				
MADERA	6/3/2008	West Hills Community College	Measure Q	Pass (55% required)
To improve the quality of education, construct classrooms and a library; renovate existing classrooms and facilities; acquire land; improve energy efficiency; upgrade electrical systems to improve access to computers and technology; and make the District eligible for State matching funds; shall the School Facilities Improvement District No. 1 (Northern Area) of the West Hills Community College District issue \$11,800,000 in bonds, at legal rates, with citizen oversight, guaranteed annual financial audits, no money for administrators' salaries?				
MARIN	2/5/2008	Kentfield Elementary	Measure A	Pass (2/3 required)
To maintain excellence in Kentfield's public education by supporting superior core programs, attracting/retaining highly-qualified teachers, maintaining small class sizes, and enhancing technology programs, shall Kentfield School district levy parcel taxes, to continue existing assessments, at \$773.94 per year for parcels containing one single-family residence, and at rates specified in the sample ballot for all other parcels, increase rates by 5% per year, grant senior exemptions, and implement an annual financial audit, for ten years?				
MARIN	6/3/2008	Nicasio Elementary	Measure B	Pass (2/3 required)
To maintain small class sizes structured in appropriate multi-grade classroom configurations, to increase compensation for teachers and staff, and to support school operations and vital instructional programs, should the Nicasio School District implement a parcel tax commencing July 1, 2008 for a period of eight (8) years at a rate of \$375.00 per parcel, with a 4% annual cost of living adjustment for each year thereafter, with an exemption for property owners 65 and older?				
MARIN	6/3/2008	Ross Elementary	Measure A	Pass (55% required)
To provide funding to complete necessary school facilities improvements in one phase, including second-story classrooms, eliminating the need For long-term portable classrooms along Ross Common and creating space for a privately-funded gymnasium/community center, shall the Ross School District be authorized to issue up to \$6.75 million in bonds at interest rates within the legal limit as specified in the Bond Project List, with a Citizens' Oversight Committee to monitor all financial activity?				
MARIN	11/4/2008	Mill Valley Elementary	Measure A	Pass (2/3 required)
To protect educational quality; attract and keep high-quality teachers; maintain library services and P.E. programs; preserve small neighborhood schools and class sizes; and prevent significant budget cuts due to reductions in State education funding; shall the Mill Valley School District amend its existing parcel tax for local elementary and middle schools, increasing it by \$193 and extending it for four years, while continuing existing accountability measures and with all revenues spent in Mill Valley schools?				
MARIPOSA	2/5/2008	Bass Lake Joint Unified	Measure B	Pass (55% required)
Without authorizing any additional bonds or taxes, shall the Bass Lake Joint Union Elementary School District's Bond Measure "R" passed by the District's voters on June 6, 2006, be amended so that those bond funds may be used to provide matching funds needed to qualify for approximately \$1 million in special State funding for a joint use multi-purpose room project at Oakhurst Elementary School?				
MENDOCINO	2/5/2008	Willits Unified	Measure A	Fail (2/3 required)
To improve the quality of education provided by our local schools by maintaining small class sizes, enhancing basic programs like reading, writing, and mathematics; enhancing music, art and classroom technology; expanding library services; helping students prepare for today's local jobs by enhancing vocational/agricultural/technical education; shall Willits Unified School District levy a \$39 annual tax per parcel for eight years, with citizen oversight, no money for administrators, and exemptions for senior citizens and owners of multiple parcels?				

TABLE 1.2 TEXT FOR SCHOOL DISTRICT BALLOT MEASURES BY COUNTY, 2008

MENDOCINO	6/3/2008	Fort Bragg Unified	Measure C	Pass (55% required)
To acquire, construct, modernize, and improve school facilities, including replacing outdated heating and plumbing systems, replacing leaky roofs, and installing solar panels to reduce energy costs, shall Fort Bragg Unified School District be authorized to issue up to \$16,000,000 in bonds at legally permitted interest rates, with a citizens' oversight committee, annual audits, and provided no funds are spent on administrator salaries?				
MENDOCINO	6/3/2008	Leggett Valley Unified	Measure D	Fail (2/3 required)
To provide financing to acquire, construct, and improve school facilities in Leggett, including replacing outdated trailers with permanent classrooms and facilities, reconfiguring the Leggett school site, improving athletic facilities and site infrastructure, and upgrading electrical fixtures and wiring to expand access to modern technology, shall the Leggett Valley Unified School District Facility Improvement District No. 1 be authorized to issue \$1,750,000 in bonds for the acquisition and improvement of school property, subject to specified accountability measures and within legal interest rates?				
MERCED	2/5/2008	Los Banos Unified	Measure K	Fail (2/3 required)
To improve education and reduce overcrowding in our neighborhood schools by: building a new high school and additional elementary schools to reduce severe classroom overcrowding at all grade levels, upgrading classroom technology at all schools, repairing outdated and deteriorating air conditioning, heating and ventilation systems; Shall Los Banos Unified School District issue 44 million dollars in bonds with Independent Citizen Oversight, annual financial audits and NO money for administrators' salaries?				
MERCED	11/4/2008	Merced Union High	Measure M	Pass (55% required)
To improve the quality of education and high school safety, shall Merced Union High School District expand vocational/job-training facilities, upgrade educational technology, add classrooms/facilities and construct a new school to relieve overcrowding/growth, replace aging portables with permanent classrooms, and improve/acquire/construct school classrooms, joint-use/facilities, sites and equipment, by issuing \$149,450,000 of bonds at legal rates, qualifying for State matching funds, with independent oversight, no money for administrator salaries, and all funds benefiting local high school?				
MERCED	11/4/2008	Planada Elementary	Measure O	Pass (55% required)
To improve the quality of education, school and community safety, access to physical education, provide a space for supervised after-school and evening activities, community meetings and student lunch, shall Planada Elementary School District construct and equip a new joint-use multipurpose room at Cesar Chavez Middle School, by issuing \$2,900,000 of bonds at legal rates, qualifying for State matching funds, with independent oversight, no money for administrator salaries, and all funds benefiting local schools?				
MONO	11/4/2008	Mammoth Unified	Measure K	Fail (2/3 required)
To acquire, construct, and improve local school facilities, including rebuilding Mammoth High School with modern science labs, vocational and technical classrooms, and improved access to modern technology, modernizing Mammoth Elementary and constructing additional middle school classrooms, shall Mammoth Unified School District be authorized to issue up to \$65,000,000 in bonds at legal interest rates, with a citizens' oversight committee, annual audits, and provided no funds are spent on administrator salaries?				
MONTEREY	6/3/2008	Aromas/San Juan Unified	Measure V	Fail (55% required)
To improve neighborhood schools and provide for student safety, health, and learning; to replace relocatable classrooms; to acquire, construct, upgrade and equip classrooms, restrooms, facilities and sites; and to retire an outstanding facilities loan, shall Aromas-San Juan Unified School District issue \$18,800,000 of bonds at legal interest rates for Aromas-San Juan Bautista school projects, not administrators' salaries or operating expenses, with citizens' oversight and independent public financial audits?				
MONTEREY	6/3/2008	Salinas City Elementary	Measure T	Pass (55% required)
This is a neighborhood school transformation/safety measure. Out of concern for student safety, for improving the education of students, and qualifying for state matching funds; shall Salinas City Elementary School District modernize aging facilities; create safe pick-up/drop-off areas, renovate communications, electrical, plumbing, restrooms; acquire/construct/repair/equip classrooms/facilities, by issuing \$80 million in bonds within legal maximums, with citizens' oversight to ensure expenditures only for school improvements, with all moneys benefiting local children?				
MONTEREY	11/4/2008	Pacific Grove Unified	Measure X	Pass (2/3 required)
To preserve the educational quality of our schools in the face of Statewide budget cuts; to maintain programs including but not limited to science, math, music, and art; to maintain small class sizes, and library and computer lab staff; and enhance student safety and campus maintenance; shall Pacific Grove Unified School District levy tax of \$35 per parcel for 5 years so long as no money is used for administrative salaries, and citizens' oversight committee is established?				
MONTEREY	11/4/2008	West Hills Community College	Measure C	Pass (55% required)
To improve the quality of education; renovate and construct classrooms and educational facilities; acquire land; improve energy efficiency; upgrade electrical systems to improve access to computers and technology; and make the District eligible for up to \$50.0 million in State matching funds; shall the School Facilities Improvement District No. 2 (Coalinga Area) of the West Hills Community College District issue \$11.6 million in bonds, at legal rates, with citizen oversight, guaranteed annual financial audits, no money for administrators' salaries?				
NAPA	2/5/2008	Napa Valley Community College	Measure L	Fail (55% required)
To provide affordable, local higher education and career training in nursing, health care, information technology and public safety, fix deteriorating roofs, increase solar energy use to reduce costs, improve disabled access, upgrade wiring for technology, repair, construct, acquire, equip classrooms, sites, facilities, shall Napa Valley Community College District issue \$178,400,000 of bonds at legal rates, appoint a citizens' oversight committee, and require annual audits, with no money for administrators' salaries?				

TABLE 1.2 TEXT FOR SCHOOL DISTRICT BALLOT MEASURES BY COUNTY, 2008

NEVADA	6/3/2008	Tahoe-Truckee Unified	Measure L	Fail (55% required)
To improve energy efficiency, replace portable classrooms, upgrade computer and instructional technology, expand career and vocational classrooms, meet seismic safety and snow load requirements, shall Facilities Improvement District No. 1 of the Tahoe Truckee Unified School District issue \$93,530,000 of bonds at legal rates to renovate, acquire, construct, repair and equip Truckee area schools, sites and facilities, with required independent public financial audits, citizens' oversight, no money for administrators' salaries, and all funds spent locally on Truckee area schools?				
NEVADA	11/4/2008	Tahoe-Truckee Unified	Measure U	Fail (55% required)
To improve energy efficiency, replace portable classrooms, upgrade computer/instructional technology, expand career/vocational classrooms, meet seismic safety/snow load requirements, shall Facilities Improvement District No. 1 of the Tahoe Truckee Unified School District issue \$93,530,000 of bonds at legal rates to renovate, acquire, construct, repair, equip Truckee area schools, sites, facilities, with independent financial audits, citizens' oversight, no money for administrators' salaries and maintain 1999 voter approved tax rates?				
ORANGE	2/5/2008	Placentia-Yorba Linda Unified	Measure A	Pass (55% required)
To maintain excellent local schools, improve educational opportunities and ensure students gain the skills needed to succeed, shall Placentia-Yorba Linda Unified School District repair and upgrade outdated classrooms, science labs, libraries, restrooms, and technology infrastructure, improve safety and security, improve student access to technology and construct additional facilities by issuing \$200,000,000 of bonds at legal rates, with mandatory annual audits and independent citizen oversight?				
ORANGE	6/3/2008	Santa Ana Unified	Measure G	Pass (2/3 required)
To provide Santa Ana Unified School District students with competitive classrooms and school facilities, improve student health/safety, qualify for \$120,000,000 in State funds, shall Santa Ana Unified School District repair, renovate, acquire, construct and equip classrooms, science labs, sites, school facilities, including repair aging roofs, plumbing, heating/ventilation systems, electrical wiring, fire, security equipment and earthquake safety systems, and replace aging trailers with modern classrooms by issuing \$200,000,000 of bonds at legal rates, with mandatory audits, citizen oversight, and no money for administrators' salaries?				
ORANGE	6/24/2008	Capistrano Unified	Recall 2	Pass
Shall Marlene Draper be recalled (removed) from the office of Governing Board Member-Trustee Area 2?				
ORANGE	6/24/2008	Capistrano Unified	Recall 5	Pass
Shall Sheila Benecke be recalled (removed) from the office of Governing Board Member-Trustee Area 5?				
ORANGE	11/4/2008	Cypress Elementary	Measure M	Pass (55% required)
To improve student learning and safety in neighborhood schools, shall Cypress School District rehabilitate 40-year old classrooms and school facilities, upgrade fire/safety/security systems, repair or replace aging roofs, restrooms, plumbing, electrical, heating, and ventilation, improve classroom teaching tools/equipment, and upgrade technology; by issuing \$53,600,000 in bonds at legal rates, qualifying for State matching funds, with mandatory audits, independent oversight, no money for administrator salaries, and all funds benefiting Cypress elementary schools?				
ORANGE	11/4/2008	Los Alamitos Unified	Measure K	Pass (55% required)
To maintain excellent local schools, improve educational opportunities and ensure students gain the skills needed to succeed, shall Los Alamitos Unified School District repair, upgrade, and equip outdated classrooms, science labs, libraries, restrooms, and technology and construct additional facilities by issuing \$126,000,000 of bonds at legal rates, with mandatory annual audits and independent citizen oversight?				
ORANGE	11/4/2008	Mt. San Antonio Community College	Measure CC	Pass (55% required)
To maintain academic excellence for students/nurses/firefighters by upgrading classrooms/laboratories/fire alarms, repairing roofs/plumbing, removing lead paint/asbestos, retrofitting buildings for earthquake safety/handicap accessibility, increasing energy efficiency, expanding job training, shall Mt. San Antonio Community College District repair, acquire, construct, equip buildings/sites/facilities by issuing \$353,000,000 of bonds at legal rates, with annual audits, citizens' oversight, no money for administrators' salaries, and no tax rate increases?				
ORANGE	11/4/2008	Savanna Elementary	Measure N	Pass (55% required)
To improve student learning and safety in neighborhood schools, shall Savanna Elementary School District rehabilitate 46-50-year old classrooms and school facilities, upgrade fire/safety/security systems, repair or replace deteriorated roofs, electrical, plumbing, restrooms, heating, and ventilation, and improve classroom technology and school libraries; by issuing \$24,935,000 in bonds at legal rates, qualifying for State matching funds, with independent citizens' oversight, mandatory audits, no administrator salaries, and all funds benefitting Savanna elementary schools?				
ORANGE	11/4/2008	Tustin Unified	Measure L	Pass (55% required)
To improve student learning, provide safe and modern schools, and qualify for State matching funds, shall Tustin Unified School District repair/replace deteriorated roofs, plumbing, lighting and electrical systems, modernize science labs, upgrade educational technology in classrooms and libraries, improve school safety-security, replace aging portables with permanent classrooms, and upgrade inadequate classrooms/school facilities, by issuing \$95,000,000 in bonds at legal rates, with mandatory audits, independent oversight, no administrator salaries, and all funds benefitting Tustin neighborhood schools?				
ORANGE	11/4/2008	Westminster Elementary	Measure O	Pass (55% required)
To improve health/safety and recruit/retain teachers at elementary/middle schools by improving student safety at drop-off zones, upgrading computer technology, math/science labs and energy efficiency, installing emergency communication systems, expanding after-school tutoring/mentoring space, replacing outdated bathroom plumbing, and achieving eligibility for grant funding, shall Westminster School District issue \$130,000,000 in bonds, at legal interest rates, requiring Independent Citizens' Oversight, audits and no money for administrators' salaries?				

TABLE 1.2 TEXT FOR SCHOOL DISTRICT BALLOT MEASURES BY COUNTY, 2008

PLACER	2/5/2008	Dry Creek Joint Elementary	Measure E	Pass (55% required)
To improve the quality of our local elementary and middle schools, modernize classroom technology, construct new science and computer labs, improve school security, build new schools and classrooms and become eligible for millions in additional state school construction grants, shall the Dry Creek Joint Elementary School District issue \$67.3 million in bonds at lawful interest rates with all expenditures audited and reviewed by a citizens' oversight committee, and providing no money for administrator salaries?				
PLACER	2/5/2008	Loomis Union Elementary	Measure G	Fail (55% required)
To improve child safety and classroom learning environments by renovating our schools, including: removing asbestos and lead, upgrading faulty old fire safety equipment, electrical and plumbing systems and bathrooms, repairing leaky roofs, upgrading technology infrastructure, building two new multi-purpose rooms, and making schools legally handicap accessible, shall the District issue \$17,700,000 in bonds, requiring citizens' oversight, annual independent audits, with no money for administrators' salaries?				
PLACER	6/3/2008	Tahoe-Truckee Unified	Measure L	Fail (55% required)
To improve energy efficiency, replace portable classrooms, upgrade computer and instructional technology, expand career and vocational classrooms, meet seismic safety and snow load requirements, shall Facilities Improvement District No.1 of the Tahoe Truckee Unified School District issue \$93,530,000 of bonds at legal rates to renovate, acquire, construct, repair and equip Truckee area schools, sites and facilities, with required independent public financial audits, citizens' oversight, no money for administrators' salaries?				
PLACER	11/4/2008	Alta-Dutch Flat Union Elementary	Measure T	Fail (2/3 required)
Shall the Alta-Dutch Flat Union School District, in order to protect our neighborhood school's academic excellence, reduce state budget cut impacts, limit class size increases, preserve academic programs, materials, and facilities, and maintain local control, collect \$45.00 per taxable parcel annually for four years beginning July 1, 2009, with citizen oversight and exemptions for taxpayers aged 65 and older?				
PLACER	11/4/2008	Center Joint Unified	Measure N	Pass (55% required)
To acquire, construct, and improve school facilities, including building new schools and classrooms to reduce student overcrowding, improving existing schools for greater energy efficiency and increased access to computers and technology, and qualify the District for approximately \$250,000,000 in State funds, shall the District issue up to \$500,000,000 in bonds at legal interest rates, with a citizens' oversight committee, annual audits, no money for administrator salaries, and provided funds cannot be transferred to the State?				
PLACER	11/4/2008	Colfax Elementary	Measure Q	Fail (55% required)
To provide comparable quality classrooms and technology as other nearby schools, update electrical systems to improve student access to computers/modern technology, construct a science/computer/vocational classroom laboratory to provide job skills, install solar panels to reduce utility costs, shall Colfax School District issue \$2,500,000 of bonds at legal rates, to acquire, construct, repair, equip schools, with no money for administrators' salaries, independent public audits, and spending annually reviewed by a citizens' oversight committee?				
PLACER	11/4/2008	Los Rios Community College	Measure M	Pass (55% required)
Shall the Los Rios Community College District be authorized to issue \$475 million in bonds at the lowest available interest rates to improve student academic performance by building classrooms, facilities and labs throughout the district including for teaching green technologies; nursing and health care programs; architecture, engineering and construction management; computer sciences; early childhood development; and fire and police public safety programs at the American River, Cosumnes River, El Dorado, Folsom, and Sacramento City College campuses?				
PLACER	11/4/2008	Tahoe-Truckee Unified	Measure U	Fail (55% required)
To improve energy efficiency, replace portable classrooms, upgrade computer/instructional technology, expand career/vocational classrooms, meet seismic safety/snow load requirements, shall Facilities Improvement District No. 1 of the Tahoe Truckee Unified School District issue \$93,530,000 of bonds at legal rates to renovate, acquire, construct, repair, equip Truckee area schools, sites, facilities, with independent financial audits, citizens' oversight, no money for administrators' salaries and maintain 1999 voter approved tax rates?				
RIVERSIDE	2/5/2008	Menifee Union Elementary	Measure B	Pass (55% required)
Shall Menifee Union Elementary School District relieve overcrowding and improve education throughout the district by constructing two new elementary schools and a middle school to accommodate growth by issuing \$31,460,000 million of bonds at interest rates within the legal limit, with citizen oversight, annual audits of expenditures and performance and no proceeds used for teacher or administrator salaries or other school operating expenses?				
RIVERSIDE	2/5/2008	Palm Springs Unified	Measure E	Pass (55% required)
To improve the quality of education, upgrade and renovate existing schools, improve access to computers and modern technology throughout the District, build new schools to relieve student overcrowding and maintain small class sizes, and make the District eligible for an estimated \$125,000,000 in State matching grants, shall the Palm Springs Unified School District issue \$516,000,000 of bonds at legal interest rates, with spending annually reviewed by an independent citizens' oversight committee, and no money for teacher or administrative salaries?				
RIVERSIDE	2/5/2008	San Bernardino Community College	Measure M	Pass (55% required)
To provide vocational and technical programs, enhance nursing, firefighter, paramedic, public safety and hi-tech job training, repair, construct, acquire and equip classrooms, sites and facilities for science, technology, college transfer classes, vocational and technical training, modern buildings/libraries, shall San Bernardino Community College District issue \$500 million of bonds at legal rates, appoint a citizens' oversight committee, and perform annual audits to ensure no money is used for administrators' salaries?				

TABLE 1.2 TEXT FOR SCHOOL DISTRICT BALLOT MEASURES BY COUNTY, 2008

RIVERSIDE	6/3/2008	Val Verde Unified	Measure J	Pass (55% required)
To improve student learning and safety, relieve severe overcrowding, and qualify for \$21,000,000 in State Matching funds, shall Val Verde Unified School District rehabilitate inadequate heating, ventilation, sewer, drainage and safety/security systems; upgrade school technology; replace portables with permanent classrooms; and renovate/acquire/construct/equip classrooms and schools, including Phase 1 of a new high school; by issuing \$43,440,000 in bonds at legal interest rates with mandatory audits, independent citizen oversight, and all funds benefitting local schools?				
RIVERSIDE	11/4/2008	Beaumont Unified	Measure Z	Pass (55% required)
To retain/attract excellent teachers, keep students from gangs by upgrading safety, technology security systems, energy efficiency; acquiring land; repairing, constructing, equipping schools/classrooms; adding vocational education/after-school space; fixing leaky roofs; replacing heating/air-conditioning; and qualifying for State matching grants shall Beaumont Unified School District issue \$125,000,000 in bonds at legal interest rates, with annual financial audits, Independent Citizens' Oversight, and no money for State or administrators' salaries?				
RIVERSIDE	11/4/2008	Colton Joint Unified	Measure G	Pass (55% required)
To reduce overcrowding, improve every neighborhood school, attract quality teachers and qualify for state matching grants, build middle and high schools, improve libraries, science/computer labs, repair restrooms, increase security, after-school program and joint-use space, drop-off zone safety, and acquire, construct, repair equipment/sites/facilities, shall Colton Unified School District issue \$225,000,000 in bonds, at legal rates, requiring citizen oversight, audits and no money for administrators' salaries?				
SACRAMENTO	2/5/2008	Dry Creek Joint Elementary	Measure E	Pass (55% required)
To improve the quality of our local elementary and middle schools, modernize classroom technology, construct new science and computer labs, improve school security, build new schools and classrooms and become eligible for millions in additional state school construction grants, shall the Dry Creek Joint Elementary School District issue \$67.3 million in bonds at lawful interest rates with all expenditures audited and reviewed by a citizens' oversight committee, and providing no money for administrator salaries?				
SACRAMENTO	11/4/2008	Center Joint Unified	Measure N	Pass (55% required)
To acquire, construct, and improve school facilities, including building new schools and classrooms to reduce student overcrowding, improving existing schools for greater energy efficiency and increased access to computers and technology, and qualify the District for approximately \$250,000,000 in State funds, shall the District issue up to \$500,000,000 in bonds at legal interest rates, with a citizens' oversight committee, annual audits, no money for administrator salaries, and provided funds cannot be transferred to the State?				
SACRAMENTO	11/4/2008	Los Rios Community College	Measure M	Pass (55% required)
Shall the Los Rios Community College District be authorized to issue \$475,000,000 million in bonds at the lowest available interest rates to improve student academic performance by building classrooms, facilities and labs throughout the district including for teaching green technologies; nursing and healthcare programs; architecture, engineering and construction management; computer sciences; early childhood development; and fire and police public safety programs at the American River, Cosumnes River, El Dorado, Folsom, and Sacramento City College campuses?				
SAN BENITO	6/3/2008	Aromas/San Juan Unified	Measure V	Fail (55% required)
To improve neighborhood schools and provide for student safety, health, and learning; to replace relocatable classrooms; to acquire, construct, upgrade and equip classrooms, restrooms, facilities and sites; and to retire an outstanding facilities loan, shall Aromas-San Juan Unified School District issue \$18,800,000 of bonds at legal interest rates for Aromas-San Juan Unified school projects, not administrators' salaries or operating expenses, with citizens' oversight and independent public financial audits?				
SAN BENITO	11/4/2008	West Hills Community College	Measure C	Pass (55% required)
To improve the quality of education; renovate and construct classrooms and educational facilities; acquire land; improve energy efficiency; upgrade electrical systems to improve access to computers and technology; and make the District eligible for up to \$50.0 million in State matching funds; shall the School Facilities Improvement District No. 2 (Coalinga Area) of the West Hills Community College District issue \$11.6 million in bonds, at legal rates, with citizen oversight, guaranteed annual financial audits, no money for administrators' salaries?				
SAN BERNARDINO	2/5/2008	Redlands Unified	Measure J	Pass (55% required)
To relieve overcrowding, improve student safety and security of school campuses, and provide equitable high school facilities to improve educational opportunities for local students, shall Redlands Unified School District issue \$65.5 million in bonds, at interest rates within legal limits, to finance the improvement, construction, and completion of school facilities, with strict accountability including annual audits and an independent Citizens' Oversight Committee to monitor expenditures, and no money spent on administrators' salaries?				
SAN BERNARDINO	2/5/2008	San Bernardino Community College	Measure M	Pass (55% required)
To provide vocational and technical programs, enhance nursing, firefighter, paramedic, public safety and hi-tech job training, repair, construct, acquire and equip classrooms, sites and facilities for science, technology, college transfer classes, vocational and technical training, modern buildings/libraries, shall San Bernardino Community College District issue \$500 million of bonds at legal rates, appoint a citizens' oversight committee, and perform annual audits to ensure no money is used for administrators' salaries?				
SAN BERNARDINO	2/5/2008	Upland Unified	Measure K	Pass (55% required)
To make all schools comparable and repair local schools by upgrading classrooms, libraries and technology, installing energy/water efficient improvements to reduce costs and conserve energy, qualifying for State matching funds, shall Upland Unified School District issue \$103 million in bonds at legal interest rates to repair, construct acquire and equip schools, sites and facilities, appoint a Citizens' Oversight Committee to monitor expenditures, conduct annual audits, with no money for administrators' salaries?				

TABLE 1.2 TEXT FOR SCHOOL DISTRICT BALLOT MEASURES BY COUNTY, 2008

SAN BERNARDINO	6/3/2008	Needles Unified	Measure N	Pass (55% required)
To improve the quality of education, shall the Needles Unified School District be authorized to modernize Vista Colorado Elementary School and Needles Middle School, provide the students and the community with a gymnasium at Needles Middle School, construct and replace facilities at Needles High School, and make health and safety improvements to all schools by issuing \$10,900,000 in bonds, within legal interest rates, with annual audits, a citizens' oversight committee and NO money for administrators' salaries?				
SAN BERNARDINO	11/4/2008	Beaumont Unified	Measure Z	Pass (55% required)
To retain/attract excellent teachers, keep students from gangs by upgrading safety, technology security systems, energy efficiency; acquiring land; repairing, constructing, equipping schools/classrooms; adding vocational education/after-school space; fixing leaky roofs; replacing heating/air-conditioning; and qualifying for State matching grants shall Beaumont Unified School District issue \$125,000,000 in bonds at legal interest rates, with annual financial audits, Independent Citizens' Oversight, and no money for State or administrators' salaries?				
SAN BERNARDINO	11/4/2008	Central Elementary	Measure A	Pass (55% required)
Shall Central School District improve, repair, replace, upgrade aging classrooms, restrooms, electrical systems, wiring, lighting, heating, ventilation, air conditioning systems and other school facilities/sites to meet current safety standards, provide emergency communication safety systems, computer/technology upgrades, construct/acquire facilities/equipment, replace outdated portable classrooms with permanent classrooms, by issuing \$31,000,000 of bonds, at legal rates, with independent oversight, no money for administrators' salaries without increasing current tax rates?				
SAN BERNARDINO	11/4/2008	Colton Joint Unified	Measure G	Pass (55% required)
Shall Colton Unified School District issue \$225,000,000 in bonds, at legal rates, requiring citizen oversight, audits and no money for administrators' salaries to reduce overcrowding, improve every neighborhood school, attract quality teachers and qualify for state matching grants, build middle and high schools, improve libraries, science/computer labs, repair restrooms, increase security, after-school program and joint-use space, drop-off zone safety, and acquire, construct, repair equipment/sites/facilities?				
SAN BERNARDINO	11/4/2008	Helendale Elementary	Measure X	Pass (55% required)
To maintain quality education, qualify for State matching funds, improve Helendale schools by upgrading security systems/electrical wiring/plumbing/technology, improving school pick-up/drop-off zone safety, building computer/science labs, middle school, kindergarten classrooms, fixing roofs, repairing/upgrading aging/outdated schools, acquiring property and improving Helendale Charter High School, shall Helendale School District issue \$20,000,000 in bonds, at legal interest rates, requiring Citizens' Oversight, independent annual audits, and no money for administrators' salaries?				
SAN BERNARDINO	11/4/2008	Rim of the World Unified	Measure W	Pass (55% required)
To repair, upgrade, acquire, equip and construct local school classrooms, upgrade electrical, heating, plumbing and fire safety systems, replace aging roofs, install energy efficient improvements, shall Rim of the World Unified School District be authorized to issue \$23,340,000 of bonds, at legal interest rates, with no funds for administrator salaries and appoint an independent oversight committee to monitor all bond expenditures?				
SAN BERNARDINO	11/4/2008	Victor Elementary	Measure E	Pass (55% required)
To maintain safety/academics, attract excellent teachers; upgrade schools by repairing classrooms; upgrading technology, electrical systems; installing security cameras/door locks; improving pick-up/drop-off zone safety; increasing energy efficiency to reduce costs; equipping/acquiring sites, facilities/joint-use projects; building schools to relieve overcrowding; shall Victor Elementary School District qualify for State matching funds and issue \$150,000,000 in bonds at legal rates, requiring citizens' oversight, audits, no money for administrators' salaries?				
SAN BERNARDINO	11/4/2008	Victor Valley Community College	Measure JJ	Pass (55% required)
To improve education, prepare students for well-paying jobs and university transfer and qualify for State matching funds, shall Victor Valley Community College District improve classrooms, labs and educational buildings and establish a Workforce Training Center and Public Safety Academy for nursing, healthcare, emergency medical, police, firefighting and business careers, upgrade aging infrastructure, acquire sites, equipment, construct/repair buildings/science labs, by issuing \$297,500,000 million in bonds, at legal rates with independent citizens' oversight/no money for administrators' salaries				
SAN BERNARDINO	11/4/2008	Victor Valley Union High	Measure V	Pass (55% required)
To make essential health/safety repairs, increase after-school program space to reduce juvenile violence, repair restrooms, leaking roofs/decaying walls, fire/security systems, upgrade technology, equipment and vocational classrooms, acquire property/build classrooms/schools to relieve severe overcrowding, and make schools eligible for state matching grants, shall Victor Valley Union High School District issue \$500,000,000 in bonds, at legal interest rates, with citizens' oversight, annual audits and no money for administrators' salaries?				
SAN DIEGO	2/5/2008	Cajon Valley Union Elementary	Measure D	Pass (55% required)
To improve the quality of education, upgrade and construct classrooms and joint use gymnasiums, increase access to computers and technology, replace 50-year old schools, make safety and security improvements, improve energy efficiency, and make the District eligible for State-matching grants, shall the Cajon Valley Union School District issue \$156,500,000 of bonds at the lowest interest rates possible so long as no money is used for administrative salaries and spending is annually reviewed by an oversight committee?				
SAN DIEGO	2/5/2008	Poway Unified	Measure C	Pass (55% required)
To provide safe and modern school facilities, improve student learning, and qualify for approximately \$20 million in State matching money, shall School Facilities Improvement District No. 2007-1 of the Poway Unified School District issue \$179 million in bonds at legal interest rates to upgrade aging classrooms, libraries, science and computer labs; replace roofs, plumbing, heating, ventilation and electrical systems; improve fire alarms and school security; remove hazardous materials; fund needed facilities, subject to mandatory audits, independent citizens' oversight and without an estimated increase in tax rates?				

TABLE 1.2 TEXT FOR SCHOOL DISTRICT BALLOT MEASURES BY COUNTY, 2008

SAN DIEGO	2/5/2008	Rancho Santa Fe Elementary	Measure E	Pass (55% required)
To provide competitive educational facilities, reduce overcrowding, renovate playgrounds, improve campus safety, improve traffic circulation and provide technology upgrades, shall the Rancho Santa Fe School District issue \$34 million of bonds at legal rates to repair, construct and equip new permanent and renovated facilities on the Rowe campus to replace aging and temporary classrooms, restrooms and administrative building, and before selling bonds appoint a Citizen's Oversight Committee to perform financial audits and protect taxpayer interests?				
SAN DIEGO	6/3/2008	Oceanside City Unified	Measure H	Pass (55% required)
To improve learning, assure local students access to comparable, modern classrooms, facilities and technology, shall Oceanside Unified School District issue \$195 million in bonds to replace deteriorated plumbing/sewer/roofing systems; renovate student restrooms; improve school/playground safety/security; upgrade or replace outdated electrical, heating/ventilation systems, and aging portable classrooms; at legal interest rates, with mandatory audits, independent citizens' oversight, no money for administrators' salaries and NO estimated tax rate increase?				
SAN DIEGO	11/4/2008	Escondido Union High	Measure T	Pass (55% required)
To improve student learning and college/job readiness, relieve classroom overcrowding and qualify for State matching funds, shall Escondido Union High School District rehabilitate deteriorated classrooms/equipment/facilities, construct new science and computer labs, upgrade technology, improve safety and energy-efficiency, replace aging portables, add classrooms, and construct a new small high school; by issuing \$98,000,000 in bonds at legal rates, with independent citizens' oversight, no money for administrators' salaries, and all money benefiting Escondido community high schools?				
SAN DIEGO	11/4/2008	Grossmont Union High	Measure U	Pass (55% required)
To better prepare local high school students for college and high demand jobs, by upgrading educational technology, constructing science labs, replacing deteriorated portables, rehabilitating aging classrooms/equipment/sites/joint-use facilities, improving safety/energy-efficiency, and constructing a new school in Alpine/Blossom Valley; shall Grossmont Union High School District issue \$417,000,000 in bonds at legal rates, qualifying for State matching funds, with independent oversight, annual audits, no funding for administrator salaries, and all money benefiting East County high schools?				
SAN DIEGO	11/4/2008	Lakeside Union Elementary	Measure V	Pass (55% required)
Shall Lakeside Union Elementary School District improve and equip local elementary and middle schools to help students meet and exceed high academic standards, through projects including: Improving classrooms/labs for teaching science, math, art and English; Upgrading schools for today's computer learning technology; Repairing outdated wiring, plumbing, heating, air conditioning; Improving safety; by issuing \$79.55 million in bonds, at legal interest rates, with annual financial audits, citizens' oversight, all funds remaining local, and no funds for administrator salaries?				
SAN DIEGO	11/4/2008	Lemon Grove Elementary	Measure W	Pass (55% required)
To construct science/technology labs; create a math, science and technology magnet middle school; repair and replace plumbing, heating and air conditioning systems and improve handicap access; renovate playgrounds and improve health and fitness facilities; upgrade existing facilities and improve energy efficiency; and construct a joint use library/media center; shall Lemon Grove School District issue \$28,000,000 of bonds within legal interest rates with annual audits, independent citizens' oversight, and no money for administrators' salaries?				
SAN DIEGO	11/4/2008	San Diego City Unified	Measure S	Pass (55% required)
To improve every neighborhood school by; repairing outdated student restrooms, deteriorated plumbing and roofs; upgrading career/vocational classrooms and labs; providing up-to-date classroom technology; improving school safety/security; replacing dilapidated portable classrooms; upgrading fire alarms; and removing hazardous substances; shall San Diego Unified School District issue \$2,100,000,000 in bonds at legal interest rates, requiring independent citizen oversight, annual audits, NO money for administrators, and bonds issued only if NO estimated tax rate increase				
SAN DIEGO	11/4/2008	South Bay Union Elementary	Measure X	Pass (55% required)
To improve the quality of education, renovate and modernize classrooms, restrooms, and school facilities; make health and safety improvements; upgrade electrical systems, improve access to computers and technology; repair and replace roofs, plumbing, heating, ventilation, and air-conditioning systems; and qualify the District for \$17,000,000 in State matching grants, shall South Bay Union School District issue \$59,400,000 of bonds at lowest possible interest rates, with no money for teacher/administrator salaries, and spending reviewed by an independent oversight committee?				
SAN DIEGO	11/4/2008	Southwestern Community College	Measure R	Pass (55% required)
To improve affordable, South Bay community college education/job training, qualify for state matching grants, upgrade nursing, firefighter/police academy training, repair classrooms, science labs/technology, fix plumbing, bathrooms, roofs, wiring, improve fire/earthquake safety, heating/security systems, remove asbestos; acquire, construct, repair, equip classrooms, sites, facilities, improve handicapped accessibility/energy efficiency to reduce costs; shall Southwestern Community College District issue \$389,000,000 in bonds, at legal rates, required citizen oversight, annual audits and no money for administrators' salaries?				
SAN FRANCISCO	6/3/2009	San Francisco Unified	Measure A	Pass (2/3 required)
To enhance quality educational programs for children; attract and retain quality teachers and staff by increasing salaries; provide teachers with additional compensation for extra work at hard-to-staff schools and in hard-to-fill subject areas; and increase teacher training, resources and classroom support, technology, innovation, and accountability, shall the San Francisco Unified School District be authorized to levy \$198 per parcel annually, adjusted for inflation, with mandatory citizen oversight?				

TABLE 1.2 TEXT FOR SCHOOL DISTRICT BALLOT MEASURES BY COUNTY, 2008

SAN JOAQUIN	2/5/2008	Stockton City Unified	Measure Q	Pass (55% required)
To improve the quality of education and student access to computers and technology, renovate science labs, repair restrooms, modernize and upgrade schools and classrooms throughout the District, construct additional classrooms and facilities, replace outdated temporary portable classrooms with permanent classrooms, and qualify the District for millions in State matching funds, shall the Stockton Unified School District issue \$464,500,000 of bonds at legal interest rates with an independent citizens' oversight committee, annual audits and NO money for administrator salaries?				
SAN JOAQUIN	6/3/2008	Oak View Union Elementary	Measure R	Pass (55% required)
To relieve overcrowding, improve school safety and provide facilities that best serve the students and community, shall the Oak View School District construct and equip a multipurpose room building to be utilized for food service, student performances, band, assemblies, physical education, and a staff lunchroom/workroom, and, funding allowing, remodeling the current multipurpose room for a library, computer lab, and office space by issuing \$3.7 million of bonds at interest rates below the legal limit?				
SAN JOAQUIN	11/4/2008	Tracy Joint Union High	Measure S	Pass (55% required)
To renovate and modernize the community's oldest elementary and middle schools, upgrade classrooms, replace aging roofs, old heating, electrical, plumbing, cooling and ventilation systems with energy efficient systems, and improve security and technology systems at all schools, increasing student access to computers, shall School Facilities Improvement District No. 3 of the Tracy Joint Unified School District be authorized to issue \$43,100,000 in bonds, at legal interest rates, with all expenditures monitored by an Independent Citizens' Oversight Committee?				
SAN MATEO	2/5/2008	Ravenwood City Elementary	Measure M	Pass (2/3 required)
To improve students' reading, writing, math, and science skills by recruiting and retaining experienced, highly qualified teachers and support staff; and by supporting supplemental educational programs and services, shall the Ravenswood City School District levy an annual parcel tax of \$98 for five (5) years, beginning July 1, 2009; and increase the District's total appropriations limit annually according to statute, with exemptions available to individuals aged 65 and older?				
SAN MATEO	2/5/2008	San Mateo-Foster City Elementary	Measure J	Pass (55% required)
To upgrade schools, classrooms, libraries, computer labs; repair roofs, walls, floors, restrooms, wiring, heating/cooling at older schools; improve student safety/security; add classrooms at existing schools to reduce overcrowding; and improve overall quality of local elementary/middle schools, shall San Mateo-Foster City Elementary School District issue \$175 million of bonds at legal interest rates, with citizen oversight and annual audits to guarantee all funds improve local elementary/middle schools.				
SAN MATEO	2/5/2008	Sequoia Union High	Measure L	Pass (55% required)
To create a 10 year technology fund for upgrading classroom computers; to improve energy efficiency; to build classrooms for career, technical, and vocational education courses; and to improve, expand, modernize and construct classrooms and facilities at Carlmont, Menlo-Atherton, Sequoia, and Woodside High Schools and other district sites; shall the Sequoia Union High School District issue \$165,000,000 in bonds at interest rates within the legal limit with all expenditures monitored by an Independent Citizens' Oversight Committee?				
SAN MATEO	6/3/2008	Millbrae Elementary	Measure P	Fail (2/3 required)
To ensure that the children of Millbrae continue to receive a high quality education, to offset State budget cuts, to reinstate eliminated music, library, instructional and technology aides and custodians, protect teachers from layoffs, and to support and maintain the District's academic programs and classroom health and safety, shall the Millbrae Elementary School District be authorized to levy an annual tax of seventy-eight (\$78) dollars per taxable parcel, limited to five years with a tax exemption for senior citizens?				
SAN MATEO	6/3/2008	Pacifica Elementary	Measure N	Pass (2/3 required)
To protect local elementary and middle schools from state budget cuts, maintain high quality education, preserve small class sizes, attract and retain qualified teachers, protect vital academic programs and maintain classroom and school facilities, shall the Pacifica School District levy a temporary parcel tax of \$96/year for 5 years with independent citizen oversight, an exemption for senior citizens, no funds used for administrator salaries and all funds staying in this community to promote student achievement?				
SAN MATEO	11/4/2008	Bayshore Elementary	Measure Y	Pass (2/3 required)
To maintain educational excellence, high academic standards, small classes, improve reading and writing, offer music, art language, provide student access to computers, maintain science, math and other classroom needs, attract/retain high quality teachers, shall the Bayshore Elementary School District cause a parcel tax of \$96 be levied beginning July 1, 2009 and extending for a period of six [6] years, with annual adjustment for inflation, with exemptions for residents 65 and older and with public accountability measures?				
SAN MATEO	11/4/2008	Belmont-Redwood Shores Elementary	Measure U	Pass (2/3 required)
To maintain academic excellence by continuing emphasis on math, science, reading and writing; keeping schools from losing qualified teachers; and enhancing well-rounded curriculum, including music and art, shall Belmont-Redwood Shores Elementary School District collect an annual education parcel tax of \$78 for seven years, with independent community oversight of all expenditures, no funds for administrator salaries, an exemption for senior citizens 65 and over and all funds staying in local schools to protect high-quality education?				
SAN MATEO	11/4/2008	Millbrae Elementary	Measure X	Pass (55% required)
To renovate and modernize the elementary and middle schools in the Millbrae Elementary School District, repairing or replacing aging roofs, worn plumbing, heating, ventilating, lighting and electrical systems with new, energy efficient systems, increasing student access to computers and technology and creating a dedicated technology fund, shall the District issue \$30 million in bonds at interest rates within the statutory limit with all expenditures audited and reviewed by a citizens' oversight committee?				

TABLE 1.2 TEXT FOR SCHOOL DISTRICT BALLOT MEASURES BY COUNTY, 2008

SAN MATEO	11/4/2008	San Carlos Elementary	Measure S	Fail (2/3 required)
To maintain early reading programs, small class sizes and school libraries, support science, writing, mathematics, arts, and technology, retain and attract quality teachers and staff, and maintain safe schools, shall the San Carlos School District replace its existing special tax, increasing the rate by \$75 for a total of \$185 per parcel per year beginning July 1, 2009, with cost-of-living adjustments not more than 3% annually, an Independent Oversight Committee and offering a senior exemption?				
SANTA BARBARA	2/5/2008	Cold Spring Elementary	Measure R	Fail (55% required)
To improve the quality of education, shall the Cold Springs School District be authorized to repair, renovate, upgrade, and modernize Cold Springs School; construct new classrooms, restrooms and educational facilities; and improve student safety and accessibility by issuing \$8,750,000 in bonds, within legal interest rates, with spending reviewed annually by a citizens' oversight committee, no money for administrator salaries, and all funds spent locally within the District?				
SANTA BARBARA	6/3/2008	Santa Barbara Community College	Measure V	Pass (55% required)
To maintain quality, affordable, local higher education at Santa Barbara City College, improve academic facilities for students transferring to four-year colleges, improve academic facilities for nursing, health care, job training and other careers, renovate aging classrooms, upgrade/construct facilities and acquire equipment, upgrade energy efficiency/sustainability and disabled persons' access shall Santa Barbara Community College District issue \$77,242,012 in bonds, at legal rates, qualify for State matching funds, appoint a Citizens' Oversight Committee?				
SANTA BARBARA	11/4/2008	Cold Spring Elementary	Measure C	Pass (55% required)
To improve the quality of education, shall the Cold Spring School District be authorized to repair, renovate, upgrade, and modernize Cold Spring School; by issuing \$2,440,000 in bonds within legal interest rates with spending annually reviewed by a citizens' oversight committee, no money for administrator salaries, and all funds are spent locally within the District?				
SANTA BARBARA	11/4/2008	Santa Barbara Elementary	Measure I	Pass (2/3 required)
To offset severe state budget cuts to our schools; protect the quality of education; enhance math, science, and technology education and offer classroom music programs at the elementary school level, shall Santa Barbara Elementary School District be authorized to implement a \$27 annual parcel tax for four years, with an available exemption for senior citizens, with independent citizen oversight, without administrative salaries, and with every dollar staying in our local schools?				
SANTA BARBARA	11/4/2008	Santa Barbara High	Measure H	Pass (2/3 required)
To offset severe state budget cuts to our schools; protect the quality of education; enhance math, science, and technology education; supplement music, arts, foreign language and theater programs at the secondary level; and restore math class size reduction; shall Santa Barbara High School District be authorized to implement a \$23 annual parcel tax for four years, with an available exemption for senior citizens, with independent citizen oversight, without administrative salaries, and with every dollar staying in our local schools?				
SANTA CLARA	2/5/2008	East Side Union High	Measure E	Pass (55% required)
To improve computer/science labs, provide greater safety and security, repair, equip, construct, and acquire classrooms and facilities at Andrew Hill, Evergreen Valley, Foothill, Independence, James Lick, Mt. Pleasant, Oak Grove, Piedmont Hills, Santa Teresa, Silver Creek, Yerba Buena, W.C. Overfelt, and District adult, alternative, and charter schools, and acquire property for new schools, shall East Side Union High School District issue \$349,000,000 of bonds at legal interest rates so long as spending is reviewed by an independent oversight committee?				
SANTA CLARA	2/5/2008	Loma Prieta Joint Union	Measure G	Pass
Shall the Loma Prieta Joint Union Elementary School District continue for four years (July 1, 2008 to June 30, 2012) the Gann Appropriations Limit increase approved by the voters in 2004, thus allowing the district to continue to use the revenue generated by the existing special tax of \$150 per parcel?				
SANTA CLARA	6/3/2008	Alum Rock Union Elementary	Measure G	Pass (55% required)
To improve neighborhood schools, fix leaky, deteriorated roofs, improve fire safety, repair and upgrade classrooms, improve student safety and security, renovate outdated restrooms, upgrade heating/ventilation/electrical systems for energy efficiency, and computer technology, shall Alum Rock Union Elementary School District issue \$179 million of bonds at legal rates to renovate, acquire, construct, repair and equip schools, sites and facilities, with required independent financial audits, citizens' oversight and no money for administrators' salaries?				
SANTA CLARA	6/3/2008	Fremont Union High	Measure B	Pass (55% required)
To benefit Cupertino, Fremont, Homestead, Lynbrook and Monta Vista High Schools by creating a technology fund to upgrade classroom computers and technology; building science labs; improving energy efficiency; adding solar power; building classrooms to avoid overcrowding; improving physical education and athletic facilities; and replacing aging heating, lighting and electrical systems; shall the Fremont Union High School District issue \$198,000,000 in bonds at interest rates within the legal limit with all expenditures monitored by an Independent Citizens' Oversight Committee?				
SANTA CLARA	6/3/2008	Los Gatos Union Elementary	Measure E	Pass (2/3 required)
To support high academic achievement for local students by retaining quality teachers, keeping small class sizes, and maintaining science, literacy, art, music and other programs, shall the Los Gatos Union School District be authorized to renew its expiring parcel tax of \$290 per year per parcel, for six years, without increase, with an exemption available for senior citizens and disabled persons, with citizen oversight, and every dollar staying in Los Gatos schools?				

TABLE 1.2 TEXT FOR SCHOOL DISTRICT BALLOT MEASURES BY COUNTY, 2008

SANTA CLARA	6/3/2008	Mountain View Elementary-Whisman Elementary	Measure C	Pass (2/3 required)
To continue local school funding, reduce the impact of budget cuts, attract/retain teachers/staff, support students struggling with the basics, maintain textbooks/instructional materials, keep class sizes small, maintain music/art education, keep school libraries open, and fund other educational programs, shall Mountain View Whisman School District extend and increase its expiring tax based on square footage of parcels described in the voter pamphlet, for 8 years with independent oversight, exemptions for seniors and all funds staying locally?				
SANTA CLARA	6/3/2008	Palo Alto Unified	Measure A	Pass (55% required)
To provide safe and modern schools; accommodate enrollment growth; upgrade aging classrooms, libraries, computer and science labs; repair or replace roofs, plumbing, heating, ventilation and electrical systems; improve fire alarms and school security; meet current earthquake standards; provide current technology; and replace old portables with permanent classrooms, shall Palo Alto Unified School District issue \$378 million in bonds at legal interest rates, with mandatory audits, independent oversight and bond tax rates estimated not to exceed the current rate?				
SANTA CLARA	11/4/2008	Berryessa Union Elementary	Measure W	Pass (2/3 required)
To prevent deep cuts and maintain quality education at our neighborhood schools by attracting and retaining qualified teachers; maintaining reading/math tutoring; keeping school libraries open; providing hands-on science instruction; keeping classroom technology updated; and funding programs that enhance student achievement, shall Berryessa Union School District levy \$79 dollars per parcel annually for 5 years with an exemption for seniors, a citizens' oversight committee, no money for administrator salaries and all money benefiting local schools?				
SANTA CLARA	11/4/2008	Campbell Union High	Measure R	Pass (2/3 required)
To restore funds cut by state government with local high school funds that cannot be taken by the state; maintain small classes, retain qualified teachers, maintain/expand academic programs including science, math, English, Advanced Placement, music, art and vocational training, shall Campbell Union High School District renew - with no tax increase - an existing \$85 annual assessment for 5 years, with senior exemptions, independent citizens' fiscal oversight, no funds for administrators' salaries, and every dollar used to preserve quality education?				
SANTA CLARA	11/4/2008	Evergreen Elementary	Measure T	Pass (2/3 required)
To enhance student achievement in local schools through maintaining the class size reduction program, providing individual attention from teachers, enhancing science and math instruction, maintaining safe schools, and bringing back music and arts programs, shall the Evergreen School District assess an annual parcel tax of \$90 per parcel, for five years, with citizen oversight and independent audits, an exemption for senior citizens, and no money for district administrators' salaries?				
SANTA CLARA	11/4/2008	Franklin-McKinley Elementary	Measure U	Pass (2/3 required)
To improve overall quality of public education and enhance student achievement in local schools by enhancing math, science and literacy instruction; ensuring small class sizes in kindergarten through third grade; retaining teachers and expanding reading, counseling and tutoring programs for at-risk students, shall Franklin-McKinley School District assess an annual parcel tax of \$72 per parcel for nine years with citizen oversight, independent audits and an exemption for senior citizen homeowners?				
SANTA CLARA	11/4/2008	Gilroy Unified	Measure P	Pass (55% required)
For construction of Christopher High School, construct and modernize aging classroom, libraries, fire safety and security systems and school buildings for safe, secure and improved learning environments, upgrade electrical, heating, ventilation, roofing, plumbing, and technology systems and computer equipment, shall Gilroy Unified School District issue \$150 million in bonds at legal interest rates, with mandatory audits, independent citizens' oversight, no funds for administrative salaries, and bond tax rates estimated to be lower than the combined existing tax rate?				
SANTA CLARA	11/4/2008	Oak Grove Elementary	Measure S	Pass (55% required)
To provide a safe, secure, and improved learning environment for all elementary and intermediate students, improve fire safety and security systems, rehabilitate electrical, heating, ventilation, roofing and plumbing systems, construct gyms, increase energy efficiency and add solar power, make schools accessible, and upgrade technology systems and equipment, shall the Oak Grove School District issue \$125 million in bonds at interest rates within the statutory limit, with a citizens' oversight committee to review expenditures and progress?				
SANTA CLARA	11/4/2008	Patterson Joint Unified	Measure V	Pass (55% required)
To provide a quality education for Patterson students and prepare them for college or their career by: upgrading and repairing classrooms that are more than forty years old, adding new technology, adding science and career training classrooms giving students workforce skills, relieving overcrowded schools, shall Patterson Joint Unified School District issue \$50,000,000 in bonds, at legal interest rates, with guaranteed annual audits, citizen oversight, and no money for administrators' salaries?				
SANTA CRUZ	2/5/2008	Loma Prieta Joint Union	Measure G	Pass
Shall the Loma Prieta Joint Union Elementary School District continue for four years (July 1, 2008 to June 30, 2012) the Gann Appropriations Limit increase approved by the voters in 2004, thus allowing the district to continue to use the revenue generated by the existing special tax of \$150 per parcel?				
SANTA CRUZ	2/5/2008	San Lorenzo Valley Unified	Measure O	Pass
Shall the San Lorenzo Valley Unified School District be authorized to acquire, construct and improve school facilities, including rebuilding the high school library recently destroyed by a fire with a modern facility and improved access to technology, improving the performing arts for school and community use, constructing additional classrooms, and improving playgrounds and security at each campus by issuing \$18,900,000 in bonds at legal interest rates, with citizens' oversight committee, annual audits, and no money for administrator salaries?				

TABLE 1.2 TEXT FOR SCHOOL DISTRICT BALLOT MEASURES BY COUNTY, 2008

SANTA CRUZ	2/5/2008	Santa Cruz City Elementary	Measure P	Pass (55% required)
To reduce class size in all elementary grades, support achievement in science, reading, writing, and the arts, and fund school libraries and literacy instruction, shall Santa Cruz City Elementary School District continue its expiring parcel tax for nine years at an annual rate of \$105/parcel, exempting parcels owned/occupied by senior citizens (65+)? An independent oversight committee will audit spending, with every dollar staying in this community to support local elementary schools and no funds used for administrator salaries?				
SANTA CRUZ	6/3/2008	Aromas/San Juan Unified	Measure V	Fail (55% required)
To improve neighborhood schools and provide for student safety, health, and learning; to replace relocatable classrooms; to acquire, construct, upgrade and equip classrooms, restrooms, facilities and sites; and to retire an outstanding facilities loan, shall Aromas-San Juan Unified School District issue \$18,800,000 of bonds at legal interest rates for Aromas-San Juan Bautista school projects, not administrator's salaries or operating expenses, with citizens' oversight and independent public financial audits?				
SANTA CRUZ	6/3/2008	Scotts Valley Unified	Measure Q	Fail (55% required)
To provide safe and modern school facilities, improve student learning, and qualify for matching funds, shall the Scotts Valley Unified School District issue \$55 million in bonds at legal interest rates to replace our 65-year old middle school with modern classrooms and facilities, replace deteriorating portables with permanent classrooms, and add/improve classrooms, libraries, multi-purpose rooms, and other school facilities, with independent citizen oversight, mandatory annual audits, no money for administrator salaries and all funds benefiting Scotts Valley schools?				
SANTA CRUZ	11/4/2008	Live Oak Elementary	Measure A	Pass (2/3 required)
To improve education, including science, art, and music, provide reading and math tutoring programs, attract and retain qualified teachers, keep school libraries open, preserve small class sizes, and provide after school programs to keep children safe, shall Live Oak School District be authorized to implement an annual \$84 education parcel tax for nine years, exempting senior citizens, with citizen oversight, mandatory audits, no money for administrative salaries and all money directly benefiting local schools?				
SHASTA	2/5/2008	Enterprise Elementary	Measure A	Pass (55% required)
To improve the quality of education, renovate existing schools, upgrade heating, ventilation and cooling systems, update electrical systems to improve student access to computers and modern technology, replace old portable classrooms with new permanent classrooms, and meet handicap accessibility requirements, shall Enterprise Elementary School District issue \$34,000,000 of bonds at legal interest rates, to acquire, construct, repair and equip schools, sites, and facilities, with no money for administrators' salaries, and spending annually reviewed by an independent oversight committee?				
SHASTA	11/4/2008	Cascade Union Elementary	Measure C	Pass (55% required)
To improve the quality of education, repair and replace old plumbing, sewer systems, and roofs; upgrade electrical systems to improve student access to computers and modern technology; renovate and upgrade outdated classrooms, restrooms, and school facilities including libraries and computer labs; and make health and safety improvements; shall Cascade Union Elementary School District issue \$12.4 million in bonds, at legal interest rates, with citizens' oversight, guaranteed annual financial audits, and no money for teacher or administrators' salaries?				
SHASTA	11/4/2008	Columbia Elementary	Measure D	Fail (55% required)
To improve the quality of education, shall Columbia School District be authorized to replace and construct school facilities including classrooms, restrooms, and libraries; improve access to computers and technology; make health and safety improvements; upgrade heating, air conditioning, electrical, and plumbing systems; and make the District eligible for \$5.0 million in State matching grants by issuing \$9.5 million in bonds, at legal rates, with annual audits, a citizens' oversight committee and no money for administrative salaries?				
SHASTA	11/4/2008	Gateway Unified	Measure G	Pass (55% required)
To improve the quality of education, renovate and construct classrooms and school facilities including libraries and cafeterias; upgrade outdated heating, ventilation, and air conditioning systems; make health and safety improvements; improve student access to computers and modern technology; and improve handicapped accessibility; shall the Gateway Unified School District issue \$19,000,000 of bonds at the lowest possible interest rates, with no money for teacher or administrative salaries, with spending annually reviewed by an independent citizens' oversight committee?				
SHASTA	11/4/2008	Happy Valley Union Elementary	Measure E	Pass (55% required)
To improve the quality of education, construct new classrooms to replace outdated, temporary portable classrooms; build new restrooms; make health and safety improvements; improve student access to computers and modern technology; and construct a local gymnasium for school and community use; shall the Happy Valley Union Elementary School District issue \$3,800,000 in bonds, within legal interest rates, requiring annual financial audits, no money for administrative salaries, and an independent citizens' oversight committee?				
SHASTA	11/4/2008	Pacheco Union Elementary	Measure B	Pass (55% required)
To improve the quality of education, construct, upgrade, renovate and equip outdated classrooms and facilities at Prairie and Pacheco Schools including replacing deteriorating portable classrooms, repairing and replacing roofs; upgrading technology systems to improve student access to computers, renovating restrooms, libraries, and computer labs, and making health and safety improvements, shall Pacheco Union School District issue \$11,000,000 of bonds at legal interest rates, with annual audits, an independent citizens' oversight committee, and no money for administrative salaries?				
SISKIYOU	11/4/2008	Siskiyou Union High	Measure Q	Pass (55% required)
To renovate, reconstruct, repair, replace, acquire, construct and make improvements to school buildings and facilities, and meet fire, health, and safety standards to improve health, safety and education for students, shall the Siskiyou Union High Elementary School District issue a maximum of \$12,500,000 in bonds, with interest rates within legal limits, with a citizens' oversight committee, annual audits, and no money for salaries or other routine school operating expenses with all money raised benefiting local students?				

TABLE 1.2 TEXT FOR SCHOOL DISTRICT BALLOT MEASURES BY COUNTY, 2008

SOLANO	11/4/2008	Davis Joint Unified	Measure W	Pass (2/3 required)
Shall the Davis Joint Unified School District preserve existing classroom programs including math and science, English, music, physical education, librarians, secondary class size reduction, athletics and co-curricular programs including drama, debate, and journalism by being authorized to levy a special tax for a period of three years not to exceed the annual rate of \$50.00 per dwelling unit for multi-dwelling parcels and \$120.00 per parcel for all other parcels?				
SOLANO	11/4/2008	Los Rios Community College	Measure M	Pass (55% required)
Shall the Los Rios Community College District be authorized to issue \$475 million in bonds at the lowest available interest rates to improve student academic performance by building classrooms, facilities and labs throughout the district including for teaching green technologies; nursing and healthcare programs; architecture; engineering and construction management; computer sciences; early childhood development; and fire and police public safety programs at the American River, Cosumnes River, El Dorado, Folsom and Sacramento City College Campuses?				
SONOMA	2/5/2008	Geyserville Unified	Measure A	Pass (55% required)
To improve the quality of education, shall the Geyserville Unified School District repair, upgrade, replace and acquire safety, communication, electrical and heating/air conditioning systems, restrooms, plumbing, roofing, dry rot, and other school facilities, furniture and equipment needs; and help qualify for State matching funds, by issuing \$3,250,000 of bonds at interest rates within legal limits, with accountability provided by citizens' oversight and independent audits, and with no funds used for administrators' or teachers' salaries?				
SONOMA	2/5/2008	Napa Valley Community College	Measure L	Fail (55% required)
To provide affordable, local higher education and career training in nursing, health care, information technology and public safety, fix deteriorating roofs, increase solar energy use to reduce costs, improve disabled access, upgrade wiring for technology, repair, construct, acquire, equip classrooms, sites, facilities, shall Napa Valley Community College District issue \$178,400,000 of bonds at legal rates, appoint a citizens' oversight committee, and require annual audits, with no money for administrators' salaries?				
SONOMA	2/5/2008	Windsor Unified	Measure B	Pass (55% required)
To build new classrooms to relieve severe overcrowding, replace aging portables with permanent classrooms, build science labs, upgrade classroom computers and technology and to secure state matching funds, shall the Windsor Unified School District be authorized to replace, renovate, and acquire, construct, furnish and equip school facilities and issue \$50,000,000 in bonds at legal interest rates with no funds for administrator salaries and appoint an Independent Citizens' Oversight Committee to monitor all bond expenditures?				
SONOMA	4/8/2008	Liberty Elementary	Measure C	Pass (2/3 required)
To continue funding of science instructors, music teachers, library services, school counselors, computer and technology assistance, and to enhance quality educational programs for students, shall Liberty School District renew its current parcel tax for nine years at \$57.00 per year beginning July 1, 2008, with a 2.5% annual adjustment in successive years, with an exemption available for individuals aged 65 and older?				
SONOMA	4/8/2008	Wilmar Union Elementary	Measure D	Pass (2/3 required)
To keep school libraries open, maintain computer and technology programs, reading programs, smaller class sizes, music and arts programs, child counseling services, and provide for necessary educational programs and materials, to the extent such funds are available, shall the Wilmar Union School District be authorized to renew an annual parcel tax of \$50 for eight years, beginning July 1, 2008, with citizens oversight committee, exempting parcels owned and occupied by persons 65 years of age or more?				
SONOMA	6/3/2008	Gravenstein Union Elementary	Measure I	Fail (2/3 required)
To continue to provide our students with courses in the arts and music, as well as technology instruction, all essential for student growth and development, shall the Gravenstein Union School District be authorized to levy a qualified special tax of \$45 per year on each parcel of taxable real property in the District for no more than eight years, commencing July 1, 2009, after the expiration of the existing parcel tax, with annual audits and an exemption for seniors?				
SONOMA	6/3/2008	Healdsburg Unified	Measure H	Fail (2/3 required)
To benefit all of the students living in the communities served by Healdsburg High School by maintaining small class sizes, updating technology and providing for necessary educational programs and materials, shall the Healdsburg Unified School District be authorized to levy an annual tax of \$88 per taxable parcel for seven years only, beginning July 1, 2008, with annual audits and offering an exemption for parcels owned and occupied by persons 65 or over?				
SONOMA	11/4/2008	Bellevue Union Elementary	Measure J	Pass (55% required)
To build new classrooms to avoid overcrowding, replace old heating, plumbing and electrical systems with energy efficient systems, build a multipurpose room at Taylor Mountain Elementary and repair or replace aging roofs, shall the Bellevue Union Elementary School District be authorized to issue \$19,000,000, in bonds at legal interest rates with no funds for administrators' salaries and an Independent Citizens' Oversight Committee to monitor all bond expenditures?				
STANISLAUS	11/4/2008	Ceres Unified	Measure U	Pass (55% required)
To recruit excellent teachers, instill discipline, keep kids from gangs, qualify for state matching grants by: repairing/expanding vocational education classrooms; upgrading security cameras, fencing, door locks; improving technology/labs/energy efficiency; repairing aging bathrooms; improving safety at drop-off zones; and acquiring real property/building schools/classrooms; shall Ceres Unified School District issue \$60 million in bonds at legal interest rates, with citizens' oversight, annual audits and NO money for administrators' salaries?				

TABLE 1.2 TEXT FOR SCHOOL DISTRICT BALLOT MEASURES BY COUNTY, 2008

STANISLAUS	11/4/2008	Newman-Crows Landing Unified	Measure R	Pass (55% required)
In order to provide our local students with the same classrooms and school facilities as other California school districts, major repairs, upgrades, and classroom construction are necessary to ensure these buildings will remain functional for future generations. Shall Newman Crows Landing Unified School District issue \$25,000,000 in bonds, at legal interest rates, with guaranteed annual audits, citizen oversight, and no money for administrators' salaries?				
STANISLAUS	11/4/2008	Patterson Joint Unified	Measure V	Pass (55% required)
To provide a quality education for Patterson students and prepare them for college or their career by: Upgrading and repairing classrooms that are more than forty years old, adding new technology, adding science and career training classrooms giving students workforce skills, relieving overcrowded schools; Shall Patterson Joint Unified School District issue \$50,000,000 in bonds, at legal interest rates, with guaranteed annual audits, citizen oversight, and no money for administrators' salaries?				
STANISLAUS	11/4/2008	Stanislaus Union Elementary	Measure T	Pass (55% required)
To replace deteriorating bathrooms/leaky roofs, upgrade heating, ventilation, cooling and electrical systems, remove asbestos, improve drinking water, relieve overcrowding, upgrade technology, fire alarms, communications and safety systems, shall Stanislaus Union Elementary School District issue \$39,800,000 of bonds at legal interest rates, to acquire, construct, repair and equip classrooms, sites, buildings, centralized kitchen and joint-use facilities, qualify for State matching funds, with no money for administrators' salaries, independent oversight committee with all funds staying locally to improve schools?				
SUTTER	6/3/2008	Sutter Union High	Measure T	Pass (55% required)
To renovate and repair our local high school, add new classrooms, and improve school facilities including cafeteria/gymnasium and an agriculture education center, make needed school safety improvements, acquire and construct school facilities and qualify the District to receive \$5,601,316 in State grants shall Sutter Union High School District be authorized to issue \$12,600,000 in bonds within legal interest rates, with a citizens' oversight committee, annual audits, and no money for administrator salaries?				
SUTTER	11/4/2008	Live Oak Unified	Measure U	Pass
Abolish the current trustee areas in the Live Oak Unified School District and create at large elections for trustees.				
TRINITY	11/4/2008	Klamath-Trinity Joint Unified	Measure S	Pass (55% required)
By approval of this proposition by at least 55% of the registered voters voting thereon, the Klamath-Trinity Joint Unified School District shall be authorized to issue and sell bonds of up to \$5,950,000 in aggregate principal amount to provide financing for the specific school facilities projects listed below in the Bond Project List, subject to all of the accountability safeguards specified herein.				
TULARE	2/5/2008	Exeter Union Elementary	Measure D	Pass (55% required)
To construct, repair and upgrade Wilson Middle School to meet current standards, and accommodate student enrollment shall Exeter Union Elementary School District construct classrooms, restrooms, a gymnasium, administrative offices, repair, construct and upgrade other school facilities as necessary by issuing \$6,400,000 of bonds within legal interest rates with annual audits, an independent citizen's oversight committee with all funds spent locally and no bond money for administrative salaries?				
TULARE	2/5/2008	Lindsay Unified	Measure B	Pass (55% required)
To reduce overcrowding, and leverage approximately \$29,000,000 in State funds to complete a new high school and elementary school, shall the Lindsay Unified School District be authorized to acquire, improve or build a new high school library, gymnasium, athletic and vocational education facilities, and an elementary cafeteria/multipurpose room by issuing up to \$20,700,000 in bonds at legal interest rates, with a citizens' oversight committee, annual audits, and no money for salaries?				
TULARE	2/5/2008	Tipton Elementary	Measure E	Fail (55% required)
To acquire, construct and improve school facilities, including a multipurpose building comparable to support facilities in neighboring school districts, with cafeteria and kitchen facilities, girls and boys restrooms, an enclosed area for student sports and assemblies, and space for community sponsored activities and events, and qualify for \$2,000,000 in State grants, shall Tipton Elementary School District issue \$3,100,000 in bonds, at legal interest rates, with annual audits, a citizens' oversight committee, and no money for teacher salaries?				
TULARE	2/5/2008	Woodlake Union High	Measure C	Pass (55% required)
To improve the overall quality of student education, shall Woodlake Union High School District be authorized to acquire, construct and improve school and athletic facilities, make health and safety improvements and potentially qualify the District to receive \$3,000,000 in grants and State matching funds by issuing \$4,500,000 in bonds within legal interest rates, with a citizens' oversight committee, annual audits, and NO money for administrator salaries?				
TULARE	6/3/2008	Stone Corral Elementary	Measure F	Pass (55% required)
To acquire, construct, modernize, and improve our local school, including improved fencing to enhance student safety and security, upgrading restrooms to improve handicapped access, improving access to modern technology, and repairing roofs, shall the Stone Corral Elementary School District be authorized to issue up to \$715,000 in bonds at legal interest rates, with a citizens' oversight committee, annual audits, and no money for administrator salaries?				

TABLE 1.2 TEXT FOR SCHOOL DISTRICT BALLOT MEASURES BY COUNTY, 2008

TULARE	11/4/2008	College of the Sequoias	Measure I	Pass (55% required)
To better prepare students for high demand jobs, qualify for \$47 million in State building grants, construct a nursing education and training center, upgrade nursing instruction equipment, heating and ventilation, classroom/computer technology, labs, and safety systems, repair aging roofs, electrical, plumbing, upgrade/construct/equip/acquire classrooms, facilities, sites, shall College of the Sequoias Visalia Area Improvement District No. 2 of the College of the Sequoias Community College District issue \$28 million in bonds, at legal rates, with citizen oversight, mandatory audits, and all funds staying in the Visalia area?				
TULARE	11/4/2008	College of the Sequoias	Measure J	Pass (55% required)
To build a permanent Tulare College Center, including buildings for welding/ farming equipment repair classes/ vocational education, qualify for \$98 million in State building grants, construct classrooms, library, computer labs, an agricultural education complex, livestock pavilion, including farm animal buildings and labs, upgrade/construct/equip/acquire classrooms, facilities/ sites; shall College of the Sequoias Tulare Area Improvement District No. 3 of the College of the Sequoias Community College District issue \$60 million in bonds, at legal rates, with citizen oversight, mandatory audits, and all funds staying in the Tulare area for college facilities?				
TULARE	11/4/2008	Terra Bella Union Elementary	Measure K	Pass (55% required)
To improve the quality of education, construct, modernize and renovate outdated classrooms, restrooms, and school facilities; make health and safety improvements; replace 20 year old heating, ventilation and air conditioning systems; improve student access to computers and modern technology; and construct a local gymnasium for school and community use; shall the Terra Bella Union Elementary School District issue \$3,300,000 in bonds, within legal interest rates, requiring a citizens' oversight committee, annual financial audits, and no money for administrative salaries?				
VENTURA	6/3/2008	Mesa Union Elementary	Measure A	Pass (55% required)
To increase safety, health, welfare and educational effectiveness of the Mesa School site for students, shall the Mesa Union School District be authorized to construct and install school facilities and supporting infrastructure, including the equipping of school facilities, or acquire real property for school facilities by issuing not to exceed \$4,000,000 in bonds at interest rates below legal limits, with annual financial audits, citizens' oversight and no money for administrators' salaries?				
VENTURA	6/3/2008	Oak Park Unified	Measure C	Pass (2/3 required)
To protect neighborhood schools' academic excellence, enhance student success, reduce state budget cut impacts, help retain qualified teachers, limit class size increases, provide up-to-date instructional materials, and preserve academic programs, shall Oak Park Unified School District renew -- without increasing -- its existing \$197 annual parcel tax for 8 years, with exemptions for homes owned/occupied by seniors, annual public audits, independent citizens' oversight, and no funds for administrator salaries?				
VENTURA	11/4/2008	Camarillo Unified- PROPOSED	Measure U	Fail
Shall the Camarillo Unified School District be formed from the territory of the Pleasant Valley School District and the Somis Union School District and a portion of the Oxnard Union High School District, with the Somis Union School District to remain a separate elementary school district?				
VENTURA	11/4/2008	Moorpark Unified	Measure S	Pass (55% required)
To improve the quality of education, upgrade electrical systems and computer labs to improve student access to modern technology, make health and safety improvements, repair and replace roofs; renovate and modernize outdated classrooms and school buildings at Moorpark High including the library, science labs, and restrooms; shall Moorpark Unified School District issue \$39,500,000 of bonds at legal interest rates, with spending reviewed by an independent oversight committee and no money for teacher/administrative salaries?				
VENTURA	11/4/2008	Oak Park Unified	Measure R	Pass (55% required)
To support quality education in Oak Park schools by repairing, renovating and improving aging facilities; repairing water damage and failing roofs; removing hazardous materials; making schools earthquake safe; replacing outdated fire and security systems; and improving classrooms to modern safety and instructional standards; shall Oak Park Unified School District issue \$29,445,000 in bonds at lawful interest rates, with mandatory annual audits and independent citizens' oversight of all expenditures, and no bond funds for administrators?				
VENTURA	11/4/2008	Ojai Unified	Measure P	Fail (2/3 required)
In order to maintain small class sizes, retain highly qualified teachers and staff, continue to offer fine arts programs (such as music, dance, and drama), maintain athletic programs, avoid closure of schools and libraries, and continue to improve student proficiency in core curriculum, shall Ojai Unified School District levy a tax of \$89 per parcel annually for seven years with annual audits, 65 years and older exemptions, and independent citizens' oversight?				
VENTURA	11/4/2008	Santa Paula Union High	Measure Q	Pass (55% required)
To improve the quality of education; build new school facilities including a science and technology building, classrooms and a cafeteria; upgrade electrical systems to improve student access to computers and modern technology; modernize existing classrooms, restrooms and facilities; and make health, safety, and handicap accessibility improvements; shall the Santa Paula Union High School District issue \$30.9 million in bonds, at legal rates, with citizen oversight, guaranteed annual financial audits, and no money for administrators' salaries?				
YOLO	11/4/2008	Davis Joint Unified	Measure W	Pass (2/3 required)
Shall the Davis Joint Unified School District preserve existing classroom programs including math and science, English, music, physical education, librarians, secondary class size reduction, athletics and co-curricular programs including drama, debate, and journalism by being authorized to levy a special tax for a period of three years not to exceed the annual rate of \$50.00 per dwelling unit for multi-dwelling parcels and \$120.00 per parcel for all other parcels?				

TABLE 1.2 TEXT FOR SCHOOL DISTRICT BALLOT MEASURES BY COUNTY, 2008

YOLO 11/4/2008 Los Rios Community College Measure M Pass (55% required)
Shall the Los Rios Community College District be authorized to issue \$475 million in bonds at the lowest available interest rates to improve student academic performance by building classrooms, facilities and labs throughout the district including for teaching green technologies; nursing and healthcare programs; architecture; engineering and construction management; computer sciences; early childhood development; and fire and police public safety programs at the American River, Cosumnes River, El Dorado, Folsom and Sacramento City College Campuses?

YUBA 11/4/2008 Marysville Joint Unified Measure P Pass (55% required)
To continue improving the quality of education in local schools and protecting the safety of our children, by repairing, replacing or updating fire alarm systems, worn-out roofs, outdated classrooms and science labs, plumbing and heating/air conditioning systems; and to help qualify for State matching funds for school modernization and construction, shall the Marysville Joint Unified School District issue \$47,000,000 of bonds at legal interest rates, with independent citizens' oversight and audits, and no money for administrators' salaries?

YUBA 11/4/2008 Plumas Lake Elementary Measure Q Fail (2/3 required)
In order to enhance student learning and avoid future overcrowding, by acquiring property, designing schools, and constructing new school facilities to provide adequate classroom space at all grade levels; with bonds issued at the lowest possible interest rates, with no money spent on salaries or administration; shall the Plumas Elementary School District issue \$20 million of bonds, with spending annually reviewed by an independent citizens' oversight committee?

YUBA 11/4/2008 Wheatland Elementary Measure R Pass (55% required)
To improve the quality of education at Wheatland School District, upgrade and improve elementary school facilities, which include providing energy efficient windows, making health and safety improvements, modernizing classrooms, improving and constructing playfields and athletic facilities, and constructing and/or renovating a library and pool for school and community use; shall Wheatland School District issue \$5,700,000 of bonds, within legal interest rates, requiring a citizens' oversight committee, annual financial audits, and no money for teacher or administrative salaries?

TABLE 1.3 SUMMARY OF ELECTION OUTCOMES FOR SCHOOL DISTRICT BALLOT MEASURES BY TYPE* OF MEASURE AND COUNTY, 2008

	TAXES		BONDS		RECALL		GANN LIMIT		ORDINANCE		ALL SCHOOL MEASURES		TOTAL
	PASS	FAIL	PASS	FAIL	PASS	FAIL	PASS	FAIL	PASS	FAIL	PASS	FAIL	
Alameda	4	1	3	0							7	1	8
Butte			2	2							2	2	4
Calaveras			1	0							1	0	1
Contra Costa	4	1	3	0							7	1	8
Del Norte			1	0							1	0	1
El Dorado			4	1							4	1	5
Fresno			5	5							5	5	10
Glenn			1	2					1	0	2	2	4
Humboldt			2	0							2	0	2
Imperial			0	2							0	2	2
Inyo			1	0							1	0	1
Kern			8	0							8	0	8
Kings			2	0							2	0	2
Lassen			1	0							1	0	1
Los Angeles	1	2	28	1	1	0					30	3	33
Madera			2	0							2	0	2
Marin	3	0	1	0							4	0	4
Mariposa			1	0							1	0	1
Mendocino	0	1	1	1							1	2	3
Merced			2	1							2	1	3
Mono			0	1							0	1	1
Monterey	1	0	2	1							3	1	4
Napa			0	1							0	1	1
Nevada			0	2							0	2	2
Orange			8	0	2	0					10	0	10
Placer	0	1	3	4							3	5	8
Riverside			6	0							6	0	6
Sacramento			3	0							3	0	3
San Benito			1	1							1	1	2
San Bernardino			12	0							12	0	12
San Diego			11	0							11	0	11
San Francisco	1	0									1	0	1
San Joaquin			3	0							3	0	3
San Mateo	4	2	3	0							7	2	9
Santa Barbara	2	0	2	1							4	1	5
Santa Clara	6	0	7	0			1	0			14	0	14
Santa Cruz	2	0	1	2			1	0			4	2	6
Shasta			5	1							5	1	6
Siskiyou			1	0							1	0	1
Solano	1	0	1	0							2	0	2

TABLE 1.3 SUMMARY OF ELECTION OUTCOMES FOR SCHOOL DISTRICT BALLOT MEASURES BY TYPE* OF MEASURE AND COUNTY, 2008

	TAXES		BONDS		RECALL		GANN LIMIT		ORDINANCE		ALL SCHOOL MEASURES		
	PASS	FAIL	PASS	FAIL	PASS	FAIL	PASS	FAIL	PASS	FAIL	PASS	FAIL	TOTAL
Sonoma	2	2	3	1							5	3	8
Stanislaus			4	0							4	0	4
Sutter			1	0					1	0	2	0	2
Trinity			1	0							1	0	1
Tulare			7	1							7	1	8
Ventura	1	1	4	0					0	1	5	2	7
Yolo	1	0	1	0							2	0	2
Yuba			2	1							2	1	3
All Counties	33	11	161	32	3	0	2	0	2	1	201	44	245

* Since the topic of all school district measures is Education, a table for school district measures by topic is not included.

PART 2
VOTE TOTALS FOR
SCHOOL DISTRICT OFFICE CANDIDATES

TABLE 2.1 VOTE TOTALS FOR SCHOOL DISTRICT BOARD CANDIDATES BY COUNTY AND ELECTION DATE, 2008

COUNTY	DATE	SCHOOL DISTRICT	DIS-TRICT/ SEAT	TERM OF OFFICE	CANDIDATE'S LAST NAME	CANDIDATE'S FIRST NAME	CANDIDATE'S BALLOT DESIGNATION	IN- CUM BENT	NUMBER OF CAN- DIDATES	VOTES FOR CAN- DIDATE	TOTAL VOTES CAST ¹	PER- CENT OF VOTE	ELECTED				
ALAMEDA	3/4/2008	Piedmont City Unified		Full	Monach	June	Incumbent	Yes	4	2,476	7,701	32.2%	Yes				
					Jones	Martha	Economist and Demographer	No	4	2,056	7,701	26.7%	Yes				
					Rausenbush	Richard W.	Attorney	No	4	1,703	7,701	22.1%	Yes				
					McHugh	Nancy	Educator	No	4	1,461	7,701	19.0%	No				
	6/3/2008	Alameda County Office of Education		2	Full	Tucker	Conchita	Business Manager	No	2	13,430	22,922	58.6%	Yes			
						Hardmon, III	Ernest L.	Public Affairs Consultant	No	2	9,227	22,922	40.3%	No			
				3	Full	Berrick	Ken	Childrens Nonprofit Director	No	3	11,633	25,087	46.4%	Yes			
						Bernard	John	School Superintendent	No	3	7,956	25,087	31.7%	No			
						Snead	Celsa L.	Executive Director, Attorney	No	3	5,269	25,087	21.0%	No			
				Oakland Unified	1	Full	London	Jody	Businesswoman/OUSD Parent	No	3	7,410	13,150	56.3%	Yes		
		Rogers	Brian				Retired Teacher/Parent	No	3	4,574	13,150	34.8%	No				
		Reed	Tennessee				Writer/Editor	No	3	1,098	13,150	8.3%	No				
		3	Full				Hodge	Jumoke Hinton	Community Building Consultant	No	2	3,799	7,318	51.9%	Yes		
				Oluwole, Sr.	Olugbemiga	Community Program Manager	No	2	3,438	7,318	47.0%	No					
		11/4/2008	Alameda County Office of Education			Full	Gallo	Noel	Parent/Educator	No	1	4,434	4,503	98.5%	Yes		
							7	Full	Spearman	Alice	School Board Director District #7	Yes	3	2,844	5,642	50.4%	Yes
									Limbrick	Doris	Principal/Associate Pastor	No	3	1,821	5,642	32.3%	No
	Williams								Beverly	Administrative Assistant	No	3	935	5,642	16.6%	No	
	Albany City Unified						Full	Tam	Niel	Retired Principal	No	5	17,281	66,052	26.2%	Yes	
								Spencer	Trish	School Volunteer/Attorney	No	5	12,790	66,052	19.4%	Yes	
								Mooney	Ron	Parent/Businessman	No	5	12,483	66,052	18.9%	Yes	
		Gibson	Janet C.	Incumbent	Yes	5		12,227	66,052	18.5%	No						
		Forbes	David	Incumbent	Yes	5		11,082	66,052	16.8%	No						
	Berkeley Unified	Full	Low	Patricia	Educator	No	3	5,279	11,290	46.8%	Yes						
			Rosenbaum	Ron	Appointed Incumbent	Yes	3	4,597	11,290	40.7%	Yes						
			Kindle	John	Animal Control Officer	No	3	1,386	11,290	12.3%	No						
	Berkeley Unified	Full	Leyva-Cutler	Beatriz	Educator/Non-Profit Director	No	4	26,527	71,196	37.3%	Yes						
Selawsky			John T.	School Board Director	Yes	4	21,800	71,196	30.6%	Yes							
Myrick			Priscilla	Community Volunteer	No	4	13,605	71,196	19.1%	No							
Groves			Toya L.	Youth Services Coordinator	No	4	8,996	71,196	12.6%	No							

¹Write-in candidates votes, when reported by the county, have been included in the total votes cast. For these contests, the sum of the candidate votes is less than the total votes cast.

TABLE 2.1 VOTE TOTALS FOR SCHOOL DISTRICT BOARD CANDIDATES BY COUNTY AND ELECTION DATE, 2008

COUNTY	DATE	SCHOOL DISTRICT	DIS- TRICT/ SEAT	TERM OF OFFICE	CANDIDATE'S LAST NAME	CANDIDATE'S FIRST NAME	CANDIDATE'S BALLOT DESIGNATION	IN- CUM BENT	NUMBER OF CAN- DIDATES	VOTES FOR CAN- DIDATE	TOTAL VOTES CAST ¹	PER- CENT OF VOTE	ELECTED
ALAMEDA (continued)	11/4/2008	Castro Valley Unified		Full	Barbieri	John J.	Incumbent	Yes	5	11,238	49,837	22.5%	Yes
					Okui	Kunio	Incumbent	Yes	5	10,520	49,837	21.1%	Yes
					Loss	Jo A.S.	Incumbent	Yes	5	9,639	49,837	19.3%	Yes
					Crawford	Marc	Business Owner	No	5	9,261	49,837	18.6%	No
					Radousky	Judith	Educator	No	5	9,109	49,837	18.3%	No
		Chabot-Las Positas Community College	1	Full	Mitzman	Marshall	Professor/Educator	No	2	13,815	23,046	59.9%	Yes
					Armas	Jesus	Community Planning Advisor	No	2	9,011	23,046	39.1%	No
		Dublin Unified		Full	Cunningham	Dan	Chief Financial Officer	No	5	7,381	31,513	23.4%	Yes
					Ledahl	John B.	Governing Board Member, Dublin USD	Yes	5	7,380	31,513	23.4%	Yes
					Tomlinson	Greg	Construction Finance Specialist	No	5	6,415	31,513	20.4%	Yes
					Lee	Norm	Technology Project Manager	No	5	5,823	31,513	18.5%	No
					Cherrier	Dan	School Construction Engineer	No	5	4,411	31,513	14.0%	No
		Fremont Unified		Full	Gebhardt	Bryan	Engineering Director/Parent	No	5	36,760	147,351	24.9%	Yes
					Wu	Ivy	Incumbent	Yes	5	32,212	147,351	21.9%	No
					Mei	Lily	Parent, Small Businesswoman	No	5	31,857	147,351	21.6%	No
					Crosbie	Ann	Parent, Community Volunteer	No	5	24,717	147,351	16.8%	No
					Campbell	Desire	Financial Advisor	No	5	21,366	147,351	14.5%	No
		Hayward Unified		Full	Reynoso	Luis	Teacher/Parent	No	10	14,594	100,019	14.6%	Yes
					Heredia	Maribel	Teacher/Paralegal/Parent	No	10	13,447	100,019	13.4%	Yes
					Gonzalez	Sarah	Incumbent	Yes	10	12,977	100,019	13.0%	Yes
					McDermott	Dianne	Businesswoman	No	10	10,022	100,019	10.0%	No
					Orozco	Araceli	Parent/Educator/Consultant	No	10	9,508	100,019	9.5%	No
					Bartholomew	Rick	Railroad Composite Mechanic	No	10	9,192	100,019	9.2%	No
					Cook	Jeff	Incumbent	Yes	10	9,088	100,019	9.1%	No
					Flores	Simon Eduardor	Retired School Teacher	No	10	7,528	100,019	7.5%	No
					Horner	Chuck	Minister	No	10	6,752	100,019	6.8%	No
					Robertson	Loretta R.	Hospital Benefits Specialist	No	10	6,474	100,019	6.5%	No
Short					Sims	Sheila	Retired Teacher	No	6	15,620	38,626	40.4%	Yes
					Rocchio	Kelly	Homemaker/Parent	No	6	6,526	38,626	16.9%	No
					Anderson	Willie Lee	Pastor, Public Consultant	No	6	5,348	38,626	13.8%	No
					Farley	James P.	Manager/Business Owner	No	6	4,644	38,626	12.0%	No
					Hake	Conrad	Business Software Developer	No	6	3,931	38,626	10.2%	No
Fitzpatrick	Lawrence M.	Security Officer	No	6	2,263	38,626	5.9%	No					

TABLE 2.1 VOTE TOTALS FOR SCHOOL DISTRICT BOARD CANDIDATES BY COUNTY AND ELECTION DATE, 2008

COUNTY	DATE	SCHOOL DISTRICT	DIS-TRICT/ SEAT	TERM OF OFFICE	CANDIDATE'S LAST NAME	CANDIDATE'S FIRST NAME	CANDIDATE'S BALLOT DESIGNATION	IN- CUM- BENT	NUMBER OF CAN- DIDATES	VOTES FOR CAN- DIDATE	TOTAL VOTES CAST ¹	PER- CENT OF VOTE	ELECTED
ALAMEDA (continued)	11/4/2008	Livermore Valley Joint Unified ²		Full	Gary	Stewart	Retired Fire Chief	No	4	19,173	54,351	35.3%	Yes
					Rogge	Chuck	Father/Homemaker	No	4	12,244	54,351	22.5%	Yes
					McLaughlin	Thomas	Incumbent	Yes	4	11,580	54,351	21.3%	No
					Morrison	Bill	Incumbent	Yes	4	11,230	54,351	20.7%	No
		New Haven Unified	Full	Matthews	Michelle Pamela	Parent/Youth Mentor	No	5	10,821	45,316	23.9%	Yes	
				Harper	Kevin	Incumbent	Yes	5	10,721	45,316	23.7%	Yes	
				Dino	Jonas	Incumbent	Yes	5	8,605	45,316	19.0%	Yes	
				Yifru	Karen M.	Parent/Business Analyst	No	5	7,894	45,316	17.4%	No	
				Cheema	Sarabjit Kaur	Engineer/Teacher/Parent	No	5	7,096	45,316	15.7%	No	
		Ohlone Community College	1-4	Full	Cox	Teresa	High Tech Executive	No	2	37,807	71,206	53.1%	Yes
					Brunton	Bob	Ohlone Trustee/Businessowner	Yes	2	32,735	71,206	46.0%	No
			1-6	Full	Bonaccorsi	Greg	Science/Math Teacher	No	2	50,186	71,745	70.0%	Yes
					Sheen	David	Attorney/Business Owner	No	2	21,079	71,745	29.4%	No
		Peralta Community College	2	Full	Hodge	Marcie	Peralta College Trustee	Yes	2	13,703	22,685	60.4%	Yes
					McWilson	Marlon	Educator/Consultant	No	2	8,719	22,685	38.4%	No
		Pleasanton Unified	Full	Grant	Chris	Appointed Incumbent	Yes	6	16,129	66,647	24.2%	Yes	
				Arkin	Valerie	Parent/Community Volunteer	No	6	15,252	66,647	22.9%	Yes	
				Hintzke	JamieYee	School Health Consultant	No	6	13,398	66,647	20.1%	Yes	
				Page	Stephen	Doctor/Consultant/Educator	No	6	8,806	66,647	13.2%	No	
				Bowser	Jeff	Sales Director	No	6	8,364	66,647	12.5%	No	
				Rallapalli	Prasad V.	Database Architect	No	6	4,572	66,647	6.9%	No	
		San Joaquin Delta Community College ³	1	Full	Stebbins	C Jennet	Businesswoman	No	3	30	59	50.8%	Yes
					Bugarin	Anthony E.	Incumbent	Yes	3	19	59	32.2%	No
					Grunsky	James	Businessman	No	3	10	59	16.9%	No
			2	Full	Cox	Mary Ann	Educator/Small Businessperson	No	5	22	60	36.7%	Yes
					Labounty	Thomas	Business Owner/Accountant	No	5	16	60	26.7%	No
					Rishwain	David	Attorney/Businessman	No	5	13	60	21.7%	No
					Sanchez	Motecuzoma	Warehouseman/Realtor/Student	No	5	5	60	8.3%	No
Benigno	Gregory				Business Owner/Broker	No	5	4	60	6.7%	No		
5	Full		Castellanos	Steve	Architect/Business Person	No	2	37	58	63.8%	Yes		
			Lennox	Al	Business Executive	No	2	21	58	36.2%	No		

²Multiple county school district. Results for Contra Costa county are reported separately.

³Multiple county school district. Results for Calaveras, Sacramento, San Joaquin, and Solano counties are reported separately.

TABLE 2.1 VOTE TOTALS FOR SCHOOL DISTRICT BOARD CANDIDATES BY COUNTY AND ELECTION DATE, 2008

COUNTY	DATE	SCHOOL DISTRICT	DIS- TRICT/ SEAT	TERM OF OFFICE	CANDIDATE'S LAST NAME	CANDIDATE'S FIRST NAME	CANDIDATE'S BALLOT DESIGNATION	IN- CUM BENT	NUMBER OF CAN- DIDATES	VOTES FOR CAN- DIDATE	TOTAL VOTES CAST ¹	PER- CENT OF VOTE	ELECTED
ALAMEDA (continued)	11/4/2008	San Joaquin Delta Community College ³	6	Full	McCreary	Greg	Incumbent	Yes	3	21	57	36.8%	No
					Brown	Teresa R.	University Program Developer	No	3	19	57	33.3%	Yes
					Gamino	Carolyn	School Employee	No	3	17	57	29.8%	No
		San Leandro Unified	1	Full	Almonte	Herny B.	Property Manager/Parent	No	2	12,381	21,194	58.4%	Yes
					Richards	T.W. "Rick"	Incumbent	Yes	2	8,576	21,194	40.5%	No
		San Leandro Unified-at large	Full	Mack-Rose	Morgan	No Ballot Designation	No	4	11,003	21,648	50.8%	Yes	
				Davis	Ray	School Board Member	Yes	4	7,989	21,648	36.9%	No	
				Grundmann	Don J.	Doctor of Chiropractic	No	4	1,477	21,648	6.8%	No	
				Tichy	Mark	No Ballot Designation	No	4	1,008	21,648	4.7%	No	
		San Lorenzo Unified	Full	Foster	Helen Kay	Trustee, San Lorenzo USD	Yes	5	12,473	43,405	28.7%	Yes	
				Sherman	Jim	Retired School Employee	No	5	10,735	43,405	24.7%	Yes	
				Fobert	Norman D.	Trustee, San Lorenzo USD	Yes	5	9,588	43,405	22.1%	Yes	
				Judson	Gene W.	Incumbent	Yes	5	6,473	43,405	14.9%	No	
				Filipovich	Lou	Businessman	No	5	3,914	43,405	9.0%	No	
		Tracy Joint Union High ⁴	Full	Hawking	Tom	Incumbent	Yes	4	33	123	26.8%	No	
				Gouveia	Walter J.	Retired School Administrator	No	4	32	123	26.0%	Yes	
				Silva	Gregory	Special Investigation Manager	No	4	29	123	23.6%	No	
				Vaughn, Jr.	James	Incumbent	Yes	4	29	123	23.6%	Yes	
				Short	Lewis	Kelly	School Board Trustee	No	2	40	60	66.7%	Yes
				Spector	Mark D.	Software Engineer	No	2	20	60	33.3%	No	
ALPINE	11/4/2008	Alpine County Unified	Full	Wegenstein	Jill	Teacher	No	3	354	833	42.5%	Yes	
				O'Neal	Earl H.	Incumbent	Yes	3	330	833	39.6%	Yes	
				Pye	David	Facilities Manager	No	3	148	833	17.8%	No	
AMADOR	11/4/2008	Amador County Unified	Full	Walser	Mary	Incumbent	Yes	4	9,007	33,202	27.1%	Yes	
				Upper	Wally	Retired College President	No	4	8,895	33,202	26.8%	Yes	
				Redkey	Janelle F.	Deputy District Attorney	No	4	8,747	33,202	26.3%	Yes	
				Kamaze	Paul "PJ"	Incumbent	Yes	4	6,370	33,202	19.2%	No	
BUTTE	11/4/2008	Bangor Union Elementary	Full	Warren	Michael L.	Incumbent	Yes	3	311	784	39.7%	Yes	
				Hickman	Alyse	Appointed Incumbent	Yes	3	243	784	31.0%	Yes	
				Miller	Tim	Water Distribution Operator	No	3	225	784	28.7%	No	

³Multiple county school district. Results for Calaveras, Sacramento, San Joaquin, and Solano counties are reported separately.⁴Multiple county school district. Results for San Joaquin county are reported separately.

TABLE 2.1 VOTE TOTALS FOR SCHOOL DISTRICT BOARD CANDIDATES BY COUNTY AND ELECTION DATE, 2008

COUNTY	DATE	SCHOOL DISTRICT	DIS-TRICT/ SEAT	TERM OF OFFICE	CANDIDATE'S LAST NAME	CANDIDATE'S FIRST NAME	CANDIDATE'S BALLOT DESIGNATION	IN- CUM- BENT	NUMBER OF CAN- DIDATES	VOTES FOR CAN- DIDATE	TOTAL VOTES CAST ¹	PER- CENT OF VOTE	ELECTED
BUTTE (continued)	11/4/2008	Biggs Unified		Full	Wheeler	Kari L.	Incumbent	Yes	3	1,029	2,019	51.0%	Yes
					Scott	Kris	Appointed Incumbent	Yes	3	689	2,019	34.1%	Yes
					Ackerman	Casey B.	Mobile Mortgage Services	No	3	292	2,019	14.5%	No
Chico Unified				Full	Reed	Jann	School Board Member	Yes	5	27,154	69,587	39.0%	Yes
					Griffin	Elizabeth	School Readiness Coordinator	No	5	17,688	69,587	25.4%	Yes
					Schreder	Zane	School Project Manager	No	5	10,249	69,587	14.7%	No
					Pollak	David	Sales Manager	No	5	7,783	69,587	11.2%	No
					Mohr	Jjon	Professional Sound Provider	No	5	6,483	69,587	9.3%	No
Durham Unified				Full	Bultema	Robert	Retired	No	4	1,931	5,714	33.8%	Yes
					Kimmelshue	Mark A.	Incumbent	Yes	4	1,118	5,714	19.6%	Yes
					Johnson	Greg	Farmer/Rice Marketer	Yes	4	1,036	5,714	18.1%	No
					Book	Bruce	Incumbent	Yes	4	910	5,714	15.9%	No
Gridley Unified			2	Full	Wheeler	Kathleen "Kathy"	Bookkeeper	No	3	2,828	5,754	49.1%	Yes
					Waterbury	Eric	Incumbent	Yes	3	1,738	5,754	30.2%	Yes
					Zunino	Robert L.	Assistant Auditor-Controller	No	3	1,154	5,754	20.1%	No
Marysville Joint Unified ⁵			4	Full	Rechs	Bernard	School Board Trustee	Yes	2	117	209	56.0%	Yes
					Haskell	Val	Retired Classified Employee	No	2	90	209	43.1%	No
Oroville Union High				Full	Domeyer	Craig	Retired Teacher	No	3	10,306	26,548	38.8%	Yes
					Damon	Scott	Business Owner	No	3	8,525	26,548	32.1%	Yes
					Hottell	Edward	Incumbent	Yes	3	7,646	26,548	28.8%	No
Paradise Unified				Full	Conry	Tom	Retired Classroom Teacher	No	8	8,064	44,953	17.9%	Yes
					Nichols	Donna	Incumbent	Yes	8	8,002	44,953	17.8%	Yes
					Nelson	Lisa	Parent/Homemaker	No	8	7,939	44,953	17.7%	Yes
					Manwill	Gary	Incumbent	Yes	8	6,280	44,953	14.0%	No
					Westmoreland	Jim	Retired School Teacher	No	8	5,660	44,953	12.6%	No
					Peters	Judith	Parent	No	8	3,566	44,953	7.9%	No
					Stankis	Glenn A.	Retired Professional Engineer	No	8	2,982	44,953	6.6%	No
					Meyers	Justin D.	In-Home Care Provider	No	8	2,374	44,953	5.3%	No
CALAVERAS	11/4/2008	Bret Harte Union High		Full	Rasmussen	Jeff	Real Estate Agent	No	4	5,993	21,519	27.8%	Yes
					Orman	Rodger S.	Incumbent	Yes	4	5,850	21,519	27.2%	Yes
					Tyrrell	Tony	Appointed Incumbent	Yes	4	5,235	21,519	24.3%	Yes
					Northington	Ben C.	Operations Manager	No	4	4,393	21,519	20.4%	No

⁵Multiple county school district. Results for Yuba county are reported separately.

TABLE 2.1 VOTE TOTALS FOR SCHOOL DISTRICT BOARD CANDIDATES BY COUNTY AND ELECTION DATE, 2008

COUNTY	DATE	SCHOOL DISTRICT	DIS-TRICT/ SEAT	TERM OF OFFICE	CANDIDATE'S LAST NAME	CANDIDATE'S FIRST NAME	CANDIDATE'S BALLOT DESIGNATION	IN- CUM- BENT	NUMBER OF CAN- DIDATES	VOTES FOR CAN- DIDATE	TOTAL VOTES CAST ¹	PER- CENT OF VOTE	ELECTED		
CALAVERAS (continued)	11/4/2008	Mark Twain Union Elementary		Full	Eltringham	Jennifer	No Ballot Designation	Yes	5	2,007	8,912	22.5%	Yes		
					Rollings	Margaret "Maggie"	No Ballot Designation	No	5	1,917	8,912	21.5%	Yes		
					Bateman	Diane L.	No Ballot Designation	Yes	5	1,907	8,912	21.4%	Yes		
					Maness	Charity	Business Manager	No	5	1,685	8,912	18.9%	No		
					Jackson	D. Dewaine	No Ballot Designation	No	5	1,372	8,912	15.4%	No		
				San Joaquin Delta Community College ⁶	1	Full	Stebbins	C. Jennet	Businesswoman	No	3	3,531	8,821	40.0%	Yes
							Bugarin	Anthony E.	Incumbent	Yes	3	2,778	8,821	31.5%	No
							Grunsky	James	Businessman	No	3	2,458	8,821	27.9%	No
					2	Full	Cox	Mary Ann	Educator/Small Businessperson	No	5	4,662	9,054	51.5%	Yes
							Rishwain	David	Attorney/Businessman	No	5	1,897	9,054	21.0%	No
							Labounty	Thomas	Business Owner/Accountant	No	5	1,209	9,054	13.4%	No
							Sanchez	Motecuzoma	Warehouseman/Realtor/Student	No	5	894	9,054	9.9%	No
							Benigno	Gregory	Business Owner/Broker	No	5	343	9,054	3.8%	No
					5	Full	Castellanos	Steve	Architect/Businessperson	No	2	5,420	8,643	62.7%	Yes
							Lennox	Al	Business Executive	No	2	3,163	8,643	36.6%	No
					6	Full	Brown	Teresa R.	University Program Developer	No	3	3,128	8,631	36.2%	Yes
							McCreary	Greg	Incumbent	Yes	3	2,990	8,631	34.6%	No
							Gamino	Carolyn	School Employee	No	3	2,465	8,631	28.6%	No
				Vallecito Union Elementary		Full	Deane	Jeffrey	Incumbent	Yes	4	2,630	8,016	32.8%	Yes
							Harrison	Richard Wayne	Environmental Scientist	No	4	2,170	8,016	27.1%	Yes
					Carpenter	Clayton	Business Owner	No	4	1,906	8,016	23.8%	No		
					Valverde	Casey Comer	Retired	No	4	1,297	8,016	16.2%	No		
COLUSA	11/4/2008	Colusa Unified		Full	Forry	Lincoln	Farmer/Businessman	No	5	1,480	6,034	24.5%	Yes		
					Steidlmayer	Cindy	Incumbent	Yes	5	1,352	6,034	22.4%	Yes		
					Bressler	Terry	Incumbent	Yes	5	1,163	6,034	19.3%	Yes		
					Krause	Donna M.	Incumbent	Yes	5	1,028	6,034	17.0%	No		
					Dudman	Michelle C.	County Employee/Parent	No	5	994	6,034	16.5%	No		
				Maxwell Unified		Full	Troughton	Michelle	Day Care Provider	No	4	414	1,130	36.6%	Yes
							Costa	George	Incumbent	Yes	4	287	1,130	25.4%	Yes
							Wilson	Randy	Incumbent	Yes	4	282	1,130	25.0%	No
							English	Cole W.	Businessman	No	4	143	1,130	12.7%	No

⁶Multiple county school district. Results for Alameda, Sacramento, San Joaquin and Solano counties are reported separately.

TABLE 2.1 VOTE TOTALS FOR SCHOOL DISTRICT BOARD CANDIDATES BY COUNTY AND ELECTION DATE, 2008

COUNTY	DATE	SCHOOL DISTRICT	DIS-TRICT/SEAT	TERM OF OFFICE	CANDIDATE'S LAST NAME	CANDIDATE'S FIRST NAME	CANDIDATE'S BALLOT DESIGNATION	IN-CUM-BENT	NUMBER OF CAN-DIDATES	VOTES FOR CAN-DIDATE	TOTAL VOTES CAST ¹	PER-CENT OF VOTE	ELECTED	
COLUSA (continued)	11/4/2008	Princeton Joint Unified ⁷		Full	Glassgow	Lance M.	Farmer	No	3	111	234	47.4%	Yes	
					Campbell	Cindy	Business Owner	No	3	82	234	35.0%	Yes	
					Campos	Jesus V.	Retired Teacher	No	3	37	234	15.8%	No	
		Stony Creek Joint Unified ⁸		Full	Polk	Susan	Cosmetologist	No	3	75	162	46.3%	Yes	
					Richardson	Talia	Computer Sales Representative	No	3	44	162	27.2%	No	
					Millsaps	Mary	Incumbent	Yes	3	43	162	26.5%	Yes	
		Yuba Community College ⁹		3	Full	Rodriguez	Cirenio	Educator	No	3	1,304	3,332	39.1%	No
						Kirkwood	Richard	Retired City Manager	No	3	1,207	3,332	36.2%	No
						Tafoya	Xavier C.	Incumbent	Yes	3	809	3,332	24.3%	Yes
				4	Full	Pearson	Benjamin Ross	Mechanic/Farmer/Student	No	2	1,284	1,806	71.1%	Yes
						Bredt	Mark	Incumbent	Yes	2	516	1,806	28.6%	No
CONTRA COSTA	11/4/2008	Antioch Unified		Full	Ruehlig	Walter	Educator	Yes	5	19,113	60,249	31.7%	Yes	
					Smith	Claire	Community Volunteer	Yes	5	13,637	60,249	22.6%	Yes	
					Gibson-Gray	Diane	Exec Dir/ Arts & Cultural Fdn of Antioch	No	5	13,528	60,249	22.5%	Yes	
					Nielsen	Kristy Lou	Director of Operations	No	5	8,403	60,249	13.9%	No	
					Wright	Sean Kyle	Chiropractor	No	5	5,426	60,249	9.0%	No	
		Contra Costa Community College	5	Full	Reyes	Jess H.	Retired College Teacher	No	2	33,866	60,295	56.2%	Yes	
					Cookman	Jo Ann	Incumbent	Yes	2	26,141	60,295	43.4%	No	
		John Swett Unified		Full	Clerici	Norma Jean	Incumbent/Educator	Yes	5	2,490	10,433	23.9%	Yes	
					Parsons	Jerrold "Jerry"	Insurance Claims Examiner	No	5	2,354	10,433	22.6%	Yes	
					Delgadillo	Jim	Lab Technician	No	5	2,166	10,433	20.8%	Yes	
					Shaw-Malone	Benita	Appointed Incumbent	Yes	5	2,082	10,433	20.0%	No	
					Stockholm	Kyle	Sales Manager	No	5	1,300	10,433	12.5%	No	
		Knightsen Elementary		Full	Cecchini	Barbara	Incumbent	Yes	4	503	1,736	29.0%	Yes	
					Walter	Dorothy	Incumbent	Yes	4	450	1,736	25.9%	Yes	
					Dell	Franklin	Incumbent	Yes	4	405	1,736	23.3%	Yes	
					Cockrell	Seth H.	Retired	No	4	375	1,736	21.6%	No	
		Liberty Union High		Full	Hartman	Holly B.	Incumbent	Yes	3	16,410	45,330	36.2%	Yes	
					Valverde	Raymond	Retired Educator	No	3	15,498	45,330	34.2%	Yes	
					Dal Porto	David A.	Rancher/Farmer	Yes	3	13,248	45,330	29.2%	No	

⁷Multiple county school district. Results for Glenn county are reported separately.

⁸Multiple county school district. Results for Glenn county are reported separately.

⁹Multiple county school district. Results for Glenn, Lake and Yolo counties are reported separately.

TABLE 2.1 VOTE TOTALS FOR SCHOOL DISTRICT BOARD CANDIDATES BY COUNTY AND ELECTION DATE, 2008

COUNTY	DATE	SCHOOL DISTRICT	DIS- TRICT/ SEAT	TERM OF OFFICE	CANDIDATE'S LAST NAME	CANDIDATE'S FIRST NAME	CANDIDATE'S BALLOT DESIGNATION	IN- CUM BENT	NUMBER OF CAN- DIDATES	VOTES FOR CAN- DIDATE	TOTAL VOTES CAST ¹	PER- CENT OF VOTE	ELECTED
CONTRA COSTA (continued)	11/4/2008	Livermore Valley Joint Unified ¹⁰		Full	Gary	Stewart	Retired Fire Chief	No	4	19,232	54,540	35.3%	Yes
					Rogge	Chuck	Father/Homemaker	No	4	12,298	54,540	22.5%	Yes
					McLaughlin	Thomas	Incumbent	Yes	4	11,618	54,540	21.3%	No
					Morrison	Bill	Incumbent	Yes	4	11,266	54,540	20.7%	No
		Mt. Diablo Unified		Full	Whitmarsh	Sherry	Competency Development Consultant	No	4	52,560	151,611	34.7%	Yes
					Eberhart	Gary L.	Incumbent	Yes	4	49,413	151,611	32.6%	Yes
					Treece	April P.	Incumbent	Yes	4	26,064	151,611	17.2%	No
					Adams	Jeff	Attorney	No	4	23,038	151,611	15.2%	No
		West Contra Costa Unified		Full	Medrano	Antonio Alvarez	Retired Teacher	No	4	34,244	111,354	30.8%	Yes
					Thurmond	Tony K.	Councilman/Nonprofit Director	No	4	32,833	111,354	29.5%	Yes
					Pfeifer	Karen	Incumbent	Yes	4	30,144	111,354	27.1%	No
					Studdiford	Robert	Small Business Owner	No	4	13,728	111,354	12.3%	No
		DEL NORTE	11/4/2008	Del Norte County Unified	3	Full	Costello	Frances	Retired Teacher/Administrator	No	3	3,979	8,571
Crist	Faith						No Ballot Designation	Yes	3	2,304	8,571	26.9%	No
Dodd	Mark						No Ballot Designation	No	3	2,288	8,571	26.7%	No
4	Full				Maffett	William "Bill"	Incumbent	Yes	1	6,709	6,709	100.0%	Yes
EL DORADO	11/4/2008	Black Oak Mine Unified	1	Full	Dales	Greg	Divide Medical Provider	No	4	2,275	6,075	37.4%	Yes
					Kringel	Michele	Incumbent	Yes	4	2,193	6,075	36.1%	No
					Otterstad	Richard	Small Business Owner	No	4	967	6,075	15.9%	No
					Justice	David	Small Business Owner	No	4	640	6,075	10.5%	No
			2	Full	De Pue	Steve M.	School Budget Analyst	No	2	4,173	6,059	68.9%	Yes
					Palmiere, Jr.	Richard	Incumbent	Yes	2	1,886	6,059	31.1%	No
		Buckeye Union Elementary		Full	Seal	Kirk	Teacher/Retired Firefighter	No	4	7,144	22,915	31.2%	Yes
					Eickert	Lyle	Incumbent	Yes	4	7,039	22,915	30.7%	Yes
					Sacco	Donald	Incumbent	Yes	4	6,774	22,915	29.6%	No
					Rabban	Nazy "Naz"	Health Care Auditor	No	4	1,958	22,915	8.5%	No
		Latrobe Elementary		Full	Saitman	Janet	Incumbent	Yes	2	1,024	1,389	73.7%	Yes
					Hendrickson	Terri	Real Estate Appraiser	No	2	365	1,389	26.3%	No
		Los Rios Community College ¹¹		3	Full	Cochran	Terry	Small Businessman	Yes	2	28,537	50,933	56.0%
Braun	Todd					Small Business Owner	No	2	22,396	50,933	44.0%	No	

¹⁰Multiple county school district. Results for Alameda county are reported separately.¹¹Multiple county school district. Results for Sacramento county are reported separately.

TABLE 2.1 VOTE TOTALS FOR SCHOOL DISTRICT BOARD CANDIDATES BY COUNTY AND ELECTION DATE, 2008

COUNTY	DATE	SCHOOL DISTRICT	DIS-TRICT/ SEAT	TERM OF OFFICE	CANDIDATE'S LAST NAME	CANDIDATE'S FIRST NAME	CANDIDATE'S BALLOT DESIGNATION	IN- CUM BENT	NUMBER OF CAN- DIDATES	VOTES FOR CAN- DIDATE	TOTAL VOTES CAST ¹	PER- CENT OF VOTE	ELECTED
EL DORADO (continued)	11/4/2008	Mother Lode Union Elementary		Full	Verner	Shaun	Businessman	No	3	3,431	8,685	39.5%	Yes
					Weiner	Davia	Local Attorney/Homemaker	No	3	3,282	8,685	37.8%	Yes
					Rinard	Len Kay	Retired Businessman	No	3	1,972	8,685	22.7%	No
					Jones	Karen	School Accountant	No	2	3,045	6,035	50.5%	Yes
					Maloney	E. Diane	Retired Administrative Assistant	No	2	2,990	6,035	49.5%	No
		Placer County Office of Education ¹²	4	Full	Hart	Pam Robie	Business Analyst	No	2	193	282	68.4%	Yes
					Brophy	Don	Incumbent	Yes	2	89	282	31.6%	No
		Rescue Union Elementary		Short	Brownell	Nancy Sady	Educator	No	3	6,065	12,906	47.0%	Yes
					Trout	Steve	Small Business Owner	No	3	4,630	12,906	35.9%	No
					Collins	Ron	Local Business Owner	No	3	2,211	12,906	17.1%	No
		Sierra Joint Community College ¹³	4	Full	Rowen	Elaine	Retired Schools Superintendent	No	2	1,365	2,646	51.6%	No
					Cota	Dennis Michael	Small Businessman/Educator	No	2	1,281	2,646	48.4%	Yes
			7	Full	Klein	Aaron	Sierra College Trustee	No	2	1,302	2,587	50.3%	Yes
					Vodonick	John	Businessman/Attorney/Student	No	2	1,285	2,587	49.7%	No
		Silver Fork Elementary		Full	Erba	Mary	Incumbent	Yes	2	59	82	72.0%	Yes
					Clampitt	Nancy	Self Employed	No	2	23	82	28.0%	No
		Tahoe-Truckee Unified ¹⁴	2	Full	Livak	Kirsten	Clinical Social Worker	No	2	206	316	65.2%	Yes
					Folsom	Monty S.	Incumbent	Yes	2	110	316	34.8%	No
			4	Short	Mohun	Lisa	Registered Nurse	No	2	220	332	66.3%	Yes
					Gisko	Nancy	Appointed Incumbent	No	2	112	332	33.7%	No
FRESNO	11/4/2008	American Union Elementary		Full	Mattos	Jim	Incumbent	Yes	3	413	1,043	39.6%	Yes
					Mathew-Coelho	Katherine	Consultant/Community Volunteer	Yes	3	393	1,043	37.7%	Yes
					Reisdorfer	Scott	Construction Project Manger	No	3	234	1,043	22.4%	No
		Central Unified	3	Full	Peverill	William D.	Retired Teacher	No	2	8,367	16,128	51.9%	Yes
					Yada	Mike	Incumbent	Yes	2	7,700	16,128	47.7%	No
		6	Full	Cox	Terry	Incumbent	Yes	4	5,768	16,121	35.8%	Yes	
				Black	Bradley S.	Special Education Teacher	No	4	5,571	16,121	34.6%	No	
				Henry	April	Business Woman	No	4	3,911	16,121	24.3%	No	
				Robinson	Oscar L.	Promoter	No	4	814	16,121	5.0%	No	

¹²Multiple county school district. Results for Nevada, Placer, and Sacramento counties are reported separately.

¹³Multiple county school district. Results for Nevada, Placer, and Sacramento counties are reported separately.

¹⁴Multiple county school district. Results for Nevada and Placer counties are reported separately.

TABLE 2.1 VOTE TOTALS FOR SCHOOL DISTRICT BOARD CANDIDATES BY COUNTY AND ELECTION DATE, 2008

COUNTY	DATE	SCHOOL DISTRICT	DIS- TRICT/ SEAT	TERM OF OFFICE	CANDIDATE'S LAST NAME	CANDIDATE'S FIRST NAME	CANDIDATE'S BALLOT DESIGNATION	IN- CUM BENT	NUMBER OF CAN- DIDATES	VOTES FOR CAN- DIDATE	TOTAL VOTES CAST ¹	PER- CENT OF VOTE	ELECTED
FRESNO (continued)	11/4/2008	College of the Sequoias ¹⁵	3	Full	Mann	Earl	Incumbent	Yes	3	131	221	59.3%	Yes
					Rodriguez-Pena	Carmita	Head Counselor	No	3	70	221	31.7%	No
					Macareno	Ruben	No Ballot Designation	No	3	17	221	7.7%	No
		Cutler-Orosi Joint Unified ¹⁶	4	Full	McClard	Llyod M.	Incumbent	Yes	2	151	212	71.2%	Yes
					Gonzalez	Leo	No Ballot Designation	No	2	59	212	27.8%	No
		Dos Palos-Oro Loma Joint Unified ¹⁷	Full	Fontana	Eric	Farmer	Yes	9	138	678	20.4%	No	
				Goodman	Paul	Incumbent	Yes	9	105	678	15.5%	Yes	
				DeFrancesco	Mario	Real Estate Agent	Yes	9	87	678	12.8%	No	
				Castillo	Joe	Incumbent	Yes	9	85	678	12.5%	Yes	
				Hogue	Richard	Farm Manager	No	9	74	678	10.9%	Yes	
				Weagel	DeWayne	Incumbent	Yes	9	60	678	8.8%	No	
				Nordstrom	Norma	Incumbent	Yes	9	58	678	8.6%	No	
				Coleman	Judi	Retired	No	9	42	678	6.2%	No	
				Shaw, Sr.	Claude	Retired	No	9	28	678	4.1%	No	
		Firebaugh-Las Deltas Joint ¹⁸	Full	Coelho	Gilbert F.	Manager/Consultant	Yes	7	453	3,192	14.2%	Yes	
				Munoz	Maribel	Teacher	No	7	437	3,192	13.7%	No	
				Serrano	Abel	Business Owner	No	7	395	3,192	12.4%	No	
				Howard	Sean	Incumbent	No	7	365	3,192	11.4%	No	
				Sablan	Stacy F.	Attorney	No	7	351	3,192	11.0%	No	
				Narbaitz	Jo Ann	Retired Teacher	Yes	7	627	3,192	19.6%	Yes	
				Delgado	Gabriel	Farmer/Accountant	Yes	7	551	3,192	17.3%	No	
		Fresno Unified	2	Full	Moore	Larry	Teacher	Yes	4	37,128	86,681	42.8%	Yes
					Nunez	Manuel G.	Incumbent	No	4	30,151	86,681	34.8%	No
					Diaz	Esmeralda	Homemaker	No	4	10,794	86,681	12.5%	No
					Garcia	Paul H.	Community Activist	No	4	8,402	86,681	9.7%	No
			5	Full	Mills	Carol	Incumbent	Yes	2	42,581	85,261	49.9%	Yes
					Clark	Natalie S.	Senior Project Manager	No	2	42,427	85,261	49.8%	No
6	Full		Ryan	Janet	Incumbent	Yes	2	49,231	84,725	58.1%	Yes		
			Hermosillo	Virginia	Parent/Graphic Artist	No	2	35,258	84,725	41.6%	No		

¹⁵Multiple county school district. Results for Tulare county are reported separately.¹⁶Multiple county school district. Results for Tulare county are reported separately.¹⁷Multiple county school district. Results for Merced county are reported separately.¹⁸Multiple county school district. Results for Madera county are reported separately.

TABLE 2.1 VOTE TOTALS FOR SCHOOL DISTRICT BOARD CANDIDATES BY COUNTY AND ELECTION DATE, 2008

COUNTY	DATE	SCHOOL DISTRICT	DIS-TRICT/ SEAT	TERM OF OFFICE	CANDIDATE'S LAST NAME	CANDIDATE'S FIRST NAME	CANDIDATE'S BALLOT DESIGNATION	IN- CUM- BENT	NUMBER OF CAN- DIDATES	VOTES FOR CAN- DIDATE	TOTAL VOTES CAST ¹	PER- CENT OF VOTE	ELECTED
FRESNO (continued)	11/4/2008	Golden Plains Unified	4	Full	Bowles	Seth Nick	Retired Teacher/Administrator	Yes	3	410	863	47.5%	Yes
					McDonald	Billy Joe	Appointed Incumbent	No	3	223	863	25.8%	No
					Salas	Kathleen	Cotton Grower	No	3	221	863	25.6%	No
		Kerman Unified	3	Full	Ayerza, Jr.	Anthony	Vocational Educational Director	Yes	3	759	1,115	68.1%	Yes
					Moore	Ken	Public Works Director	No	3	203	1,115	18.2%	No
					Partnoff	Alex	Business Owner	No	3	151	1,115	13.5%	No
		Kingsburg Joint Union High ¹⁹	Full	Carlson	Blake	Farmer	Yes	3	3,189	7,390	43.2%	Yes	
				Jackson	Rick D.	Incumbent	Yes	3	2,311	7,390	31.3%	Yes	
				Serpa	Mike	No Ballot Designation	No	3	1,856	7,390	25.1%	No	
		Laton Joint Unified ²⁰	Full	Alves	Richard M.	Incumbent	Yes	5	509	1,867	27.3%	Yes	
				Mello	Delbert E.	Farmer	Yes	5	401	1,867	21.5%	Yes	
				Garcia	Evelia	Appointed Incumbent	Yes	5	338	1,867	18.1%	Yes	
				Vargas	Daniel R.	Business Owner	Yes	5	334	1,867	17.9%	No	
				Velasco	Consuelo	Retired Teacher	No	5	264	1,867	14.1%	No	
		Mendota Unified	Full	Perez	Araceli	Head Start Teacher	Yes	10	537	3,662	14.7%	Yes	
				Flores	Lupe	Incumbent	Yes	10	474	3,662	12.9%	Yes	
				Toscano	Diana S.	Self Employed	Yes	10	393	3,662	10.7%	Yes	
				Maldonado	Isabel	Incumbent	Yes	10	376	3,662	10.3%	Yes	
				Silva	Mary Ellen	Housewife	No	10	373	3,662	10.2%	No	
				Martinez	Richard	Parks Maintenance Worker	No	10	365	3,662	10.0%	No	
				Valdez	Freddie P.	Incumbent	No	10	359	3,662	9.8%	No	
				Rasmussen	Robert	No Ballot Designation	No	10	294	3,662	8.0%	No	
				Arias	Miguel Angel	Incumbent	No	10	259	3,662	7.1%	No	
		Lua	Gapo	Businessman	No	10	220	3,662	6.0%	No			
		Orange Center Elementary	Full	Thomas	Veronica	Appointed Incumbent	Yes	3	141	388	36.3%	Yes	
				Balthrop	Gene	Incumbent	Yes	3	137	388	35.3%	Yes	
				Depew	Rosa	Program Technician	No	3	107	388	27.6%	No	
Parlier Unified	Full	Maldonado	Rick	Incumbent	Yes	9	726	3,244	22.4%	Yes			
		Betancourt	Xavier J.	Refrigeration Technician	Yes	9	544	3,244	16.8%	Yes			
		Iniguez-Tovar	Zonia	Teacher	No	9	438	3,244	13.5%	No			
		Montalvo	Yolando	Business Woman	No	9	403	3,244	12.4%	No			
		Leija	Robert	Truck Driver	No	9	384	3,244	11.8%	No			

¹⁹Multiple county school district. Results for Kings and Tulare counties are reported separately.

²⁰Multiple county school district. Results for Kings county are reported separately.

TABLE 2.1 VOTE TOTALS FOR SCHOOL DISTRICT BOARD CANDIDATES BY COUNTY AND ELECTION DATE, 2008

COUNTY	DATE	SCHOOL DISTRICT	DIS-TRICT/ SEAT	TERM OF OFFICE	CANDIDATE'S LAST NAME	CANDIDATE'S FIRST NAME	CANDIDATE'S BALLOT DESIGNATION	IN- CUM BENT	NUMBER OF CAN- DIDATES	VOTES FOR CAN- DIDATE	TOTAL VOTES CAST ¹	PER- CENT OF VOTE	ELECTED
FRESNO (continued)	11/4/2008	Parlier Unified		Full	Mendoza	Juana A.	Eligibility Worker 3	No	9	353	3,244	10.9%	No
					Velasco	Richard Rick	Community Activist	No	9	184	3,244	5.7%	No
					Juarez	Martin A.	Retired	No	9	128	3,244	3.9%	No
					Zamora-Bonilla	Eustolia	Regional Coordinator	No	9	79	3,244	2.4%	No
		Pine Ridge Elementary		Full	Nichols	Richard Dick	Retired Highway Patrolman	Yes	4	345	925	37.3%	Yes
					Farley	Cynthia K.	Small Business Owner	Yes	4	217	925	23.5%	Yes
					Briggs	Kimberly	Cartographer/Childcare Provider	Yes	4	216	925	23.4%	No
					Hughes	John-David	Educator/Businessman	No	4	140	925	15.1%	No
		Sanger Unified	1	Full	Wolfe	Tammy C.	Librarian/Community Volunteer	Yes	2	1,075	1,964	54.7%	Yes
					Mulligan	Steve	Incumbent	Yes	2	877	1,964	44.7%	No
			4	Full	Villarreal	Walter O.	Firefighter	Yes	2	715	1,413	50.6%	Yes
					Hernandez	Paul	Incumbent	No	2	694	1,413	49.1%	No
			5	Full	Gonzalez	Jim	Retired	Yes	3	445	856	52.0%	Yes
					Olveda	Henrietta A.	Family Resource Advocate	No	3	341	856	39.8%	No
		Monreal			Ray	Public Health Inspector	No	3	69	856	8.1%	No	
		Selma Unified	Full	Lorona	John H.	Incumbent	Yes	3	3,372	9,668	34.9%	Yes	
				Green	Paul	Incumbent	Yes	3	3,175	9,668	32.8%	Yes	
				Montijo	Yvette G.	Business Owner	No	3	3,091	9,668	32.0%	No	
		Sierra Unified	Full	Qualls	Wes	Retired/Businessman	Yes	8	2,887	15,693	18.4%	Yes	
				Maxwell	John Dean	Retired Business Manager	Yes	8	2,300	15,693	14.7%	Yes	
				Mendenhall	Tom	Rancher/Maintenance Mechanic	Yes	8	2,102	15,693	13.4%	Yes	
				O'Connell	Michael	Retired Teacher	Yes	8	1,905	15,693	12.1%	Yes	
				Saude	Norman	Incumbent	No	8	1,876	15,693	12.0%	No	
				Fowler	Don	Incumbent	No	8	1,787	15,693	11.4%	No	
				Franklin	Robert	Incumbent	No	8	1,544	15,693	9.8%	No	
				Schroer	Jason	Pharmacist Intern	No	8	1,217	15,693	7.8%	No	
				State Center Community College ²¹	2	Full	Smith	William J.	Incumbent	Yes	2	123,787	202,427
Maher	Phil	Retired Appraiser	No				2	77,716	202,427	38.4%	No		
5	Full	Caglia	Richard M.		Businessman/Attorney	No	2	115,765	210,051	55.1%	Yes		
		Forhan	Phillip J.		Incumbent	Yes	2	93,582	210,051	44.6%	No		
Tulare County Office of Education ²²	1	Short	Arroyo	Celia M.	Appointed Incumbent	Yes	2	112	217	51.6%	Yes		
			Castillo	Ronnie	Business Consultant	No	2	101	217	46.5%	No		

²¹Multiple county school district. Results for Kings, Madera, and Tulare counties are reported separately.²²Multiple county school district. Results for Tulare county are reported separately.

TABLE 2.1 VOTE TOTALS FOR SCHOOL DISTRICT BOARD CANDIDATES BY COUNTY AND ELECTION DATE, 2008

COUNTY	DATE	SCHOOL DISTRICT	DIS-TRICT/ SEAT	TERM OF OFFICE	CANDIDATE'S LAST NAME	CANDIDATE'S FIRST NAME	CANDIDATE'S BALLOT DESIGNATION	IN- CUM- BENT	NUMBER OF CAN- DIDATES	VOTES FOR CAN- DIDATE	TOTAL VOTES CAST ¹	PER- CENT OF VOTE	ELECTED
FRESNO (continued)	11/4/2008	Washington Union High		Full	Freitas	Chuck	Incumbent	Yes	3	2,466	5,568	44.3%	Yes
					Mehrten	Elaine B.	Incumbent	Yes	3	2,014	5,568	36.2%	Yes
					George	Marlene M.	Senior Legal Typist	No	3	1,061	5,568	19.1%	No
		West Fresno Elementary		Full	Sanders	Mel	Project Director	Yes	7	332	1,862	17.8%	Yes
					Hunt	Barbara Ann	Incumbent	Yes	7	313	1,862	16.8%	Yes
					Hendrix	Henry A.	Retired Administrator	Yes	7	302	1,862	16.2%	Yes
					Tucker	James	Incumbent	No	7	256	1,862	13.7%	No
					Coleman	Peaches A.	Cosmetologist	No	7	252	1,862	13.5%	No
					Yang	Va	Machinist	No	7	216	1,862	11.6%	No
					Tucker	Lula C.	Appointed Incumbent	No	7	176	1,862	9.5%	No
GLENN	11/4/2008	Hamilton Unified ^P		Full	Lohse	Ann R.	Hamilton Union High School Board Member	No	9	608	3,612	16.8%	Yes
					Boone	Bill	Hamilton High School Board Member	No	9	533	3,612	14.8%	Yes
					Leal	Juan Gabriel	Hamilton Elementary Board Member	No	9	420	3,612	11.6%	Yes
					Loera	Tomas	Hamilton High Board Member	No	9	416	3,612	11.5%	Yes
					Anderson	Tim A.	Rancher	No	9	394	3,612	10.9%	Yes
					Carrillo	Blanca M.	Hamilton High Board Member	No	9	348	3,612	9.6%	No
					Knecht	Hilda Estela	Hamilton Elementary Board Member	No	9	334	3,612	9.2%	No
					Lozano	Maria M.	Account Executive	No	9	286	3,612	7.9%	No
					Flores	Francisco J.	Hamilton Elementary Board Member	No	9	270	3,612	7.5%	No
		Hamilton Union Elementary	Full	Leal	Juan Gabriel	Incumbent	Yes	3	400	915	43.7%	Yes	
				Lozano	Maria M.	Account Executive	No	3	308	915	33.7%	No	
				Urrutia	Michele	Teacher/Parent	No	3	205	915	22.4%	No	
		Hamilton Union High	Full	Zimmerman	Gail L.	Retired Plant Supervisor	No	2	516	890	58.0%	Yes	
				Larson	Julia	Incumbent	Yes	2	368	890	41.3%	No	
		Glenn County Office of Education-Orland ²³	Full	Holzappel	Judith L.	Retired School Nurse	No	2	2,548	4,221	60.4%	Yes	
				Mullanix	Pat	Retired Administrative Secretary	No	2	1,629	4,221	38.6%	No	
		Orland Joint Unified ²³		Full	Donnelley	Larry	Educator	No	6	2,320	11,436	20.3%	Yes
					Kraemer	Ben W.	Incumbent	Yes	6	2,089	11,436	18.3%	Yes
					Porras	Vangie	Incumbent	Yes	6	2,033	11,436	17.8%	Yes
					Hendry	Mark E.	Incumbent	Yes	6	1,909	11,436	16.7%	No
Hansen	Roger J.				Almond Processing Supervisor	No	6	1,561	11,436	13.6%	No		
Stifter	Christine A.				Public Information Officer	No	6	1,493	11,436	13.1%	No		

^PProposed school district.

²³Multiple county school district. Results for Tehama county are reported separately.

TABLE 2.1 VOTE TOTALS FOR SCHOOL DISTRICT BOARD CANDIDATES BY COUNTY AND ELECTION DATE, 2008

COUNTY	DATE	SCHOOL DISTRICT	DIS- TRICT/ SEAT	TERM OF OFFICE	CANDIDATE'S LAST NAME	CANDIDATE'S FIRST NAME	CANDIDATE'S BALLOT DESIGNATION	IN- CUM BENT	NUMBER OF CAN- DIDATES	VOTES FOR CAN- DIDATE	TOTAL VOTES CAST ¹	PER- CENT OF VOTE	ELECTED
GLENN (continued)	11/4/2008	Princeton Joint Unified ²⁴		Full	Glassgow	Lance M.	Farmer	No	3	178	375	47.5%	Yes
					Campbell	Cindy	Business Owner	No	3	142	375	37.9%	Yes
					Campos	Jesus V.	Retired Teacher	No	3	55	375	14.7%	No
		Stony Creek Joint Unified ²⁴	Full	Millsaps	Mary	Incumbent	Yes	3	145	407	35.6%	Yes	
				Polk	Susan	Cosmetologist	No	3	141	407	34.6%	Yes	
				Richardson	Talia	Computer Sales Representative	No	3	120	407	29.5%	No	
		Willows Unified	Full	Massa, Jr.	Eugene	Attorney/Farmer	No	2	1,865	3,374	55.3%	Yes	
				Kelly	Tom	Retired Water Supervisor	No	2	1,491	3,374	44.2%	No	
		Yuba Community College ²⁵	4	Full	Pearson	Benjamin Ross	Mechanic/Farmer/Student	No	2	127	202	62.9%	Yes
					Bredt	Mark	Incumbent	Yes	2	74	202	36.6%	No
HUMBOLDT	No School District Contests												
IMPERIAL	11/4/2008	Calexico Unified		Full	De La Rosa	Ruben	Retired Teacher	No	7	2,761	12,227	22.6%	Yes
					Romo	Gloria	Business Woman/Parent	No	7	2,361	12,227	19.3%	Yes
					Cress	Walter L.	Attorney/Retired Teacher	No	7	1,863	12,227	15.2%	No
					Duarte	Ruth V.	Parent	No	7	1,641	12,227	13.4%	No
					Alvarado	Enrique G.	Incumbent	Yes	7	1,557	12,227	12.7%	No
					Cardenas, Jr.	Francisco J.	Student	No	7	1,059	12,227	8.7%	No
					Gomez	Esther	No Ballot Designation	No	7	924	12,227	7.6%	No
		Central Union High	Full	Labrada	Ricardo	Teacher	No	4	6,656	23,637	28.2%	Yes	
				Jimenez	Jacinto "Jay"	Incumbent	Yes	4	6,045	23,637	25.6%	Yes	
				Walker	Steven M.	Incumbent	Yes	4	5,840	23,637	24.7%	Yes	
				Hindman	Lee H.	Businessman, CPA, Incumbent	Yes	4	5,005	23,637	21.2%	No	
		Coachella Valley Unified ²⁶	1	Full	Martinez	Manuel Jarvis	Science Teacher	No	2	436	606	71.9%	Yes
					De La Cruz	Anastacio	Educator/Government Employee	No	2	160	606	26.4%	No
			2	Full	Wells	Mike	Businessman	No	2	349	615	56.7%	No
					Murillo, Jr.	Joseph	Incumbent	Yes	2	263	615	42.8%	Yes
			3	Full	Rodriguez	Anna V.	Incumbent	Yes	2	341	611	55.8%	Yes
					Velarde	Joe	No Ballot Designation	No	2	263	611	43.0%	No
4	Full		Machuca	Maria G.	Community Services Administrator	No	2	309	591	52.3%	Yes		
			Rios	Maria Elvia	Supervisor	No	2	270	591	45.7%	No		

²⁴Multiple county school district. Results for Colusa county are reported separately.²⁵Multiple county school district. Results for Colusa, Lake, and Yolo counties are reported separately.²⁶Multiple county school district. Results for Riverside county are reported separately.

TABLE 2.1 VOTE TOTALS FOR SCHOOL DISTRICT BOARD CANDIDATES BY COUNTY AND ELECTION DATE, 2008

COUNTY	DATE	SCHOOL DISTRICT	DIS-TRICT/ SEAT	TERM OF OFFICE	CANDIDATE'S LAST NAME	CANDIDATE'S FIRST NAME	CANDIDATE'S BALLOT DESIGNATION	IN- CUM- BENT	NUMBER OF CAN- DIDATES	VOTES FOR CAN- DIDATE	TOTAL VOTES CAST ¹	PER- CENT OF VOTE	ELECTED		
IMPERIAL (continued)	11/4/2008	Desert Community College ²⁷	2	Full	Hayden, Jr.	Charles "Chuck"	Incumbent	Yes	2	342	624	54.8%	Yes		
					Miller	Paul E.	Pastor	No	2	279	624	44.7%	No		
			3	Full	Miller	Merle C. "Bud"	Incumbent	Yes	2	308	605	50.9%	Yes		
					Martin	Everett Richard	State Parole Agent	No	2	295	605	48.8%	No		
			5	Full	Stefan	Bonnie	Incumbent	Yes	2	386	614	62.9%	Yes		
					Nunez	Roger V.	Riverside County Employee	No	2	225	614	36.6%	No		
INYO	11/4/2008	Bishop Union Elementary		Full	Arnold	Linda	Retired Teacher	Yes	4	3,319	10,323	32.2%	Yes		
					Orrill	Trina M.	Parent	Yes	4	3,028	10,323	29.3%	Yes		
					Weiss	Taema	Physician	Yes	4	2,684	10,323	26.0%	Yes		
					Clark	Larry A.	No Ballot Designation	No	4	1,292	10,323	12.5%	No		
		Death Valley Unified	1	Full	Aldrich	Crystal	No Ballot Designation	Yes	2	84	133	63.2%	Yes		
					Zellhoefer	Cheryl	Retired Teacher	No	2	49	133	36.8%	No		
		Lone Pine Unified		Full	Kingsley	Matt	Retired Fire Fighter	Yes	4	591	1,816	32.5%	Yes		
					George	Cathy	Incumbent	Yes	4	451	1,816	24.8%	Yes		
					Kritz	Leroy	Fire Chief	No	4	433	1,816	23.8%	No		
					Langley	Sandy	Retired Teacher Incumbent	Yes	4	341	1,816	18.8%	No		
		Trona Joint Unified ²⁸		Full	Hess	Gary H.	Incumbent	Yes	3	17	36	47.2%	Yes		
					Foster	Daniel J.	Electrical Engineer Manager	No	3	12	36	33.3%	Yes		
					Wilhelm	Bob R.	Master Operation Technician	Yes	3	7	36	19.4%	No		
		KERN	11/4/2008	Arvin Union Elementary		Full	Moran	Cynthia	Campus Supervisor	No	5	1,066	3,308	32.2%	Yes
							Stoner	William A.	Incumbent	Yes	5	642	3,308	19.4%	Yes
							Torres	Amanda	Instructional Aide	No	5	562	3,308	17.0%	No
Owens	Tim						Electrical Contractor	Yes	5	550	3,308	16.6%	No		
Hernandez	Maria						Business Owner	No	5	488	3,308	14.8%	No		
Short	Rubio						Anabel Q.	School Secretary	No	5	1,091	3,117	35.0%	Yes	
De Leon	Alberto						Warehouse Manager	No	5	635	3,117	20.4%	Yes		
Villalon	Dalia M.						Instructional Aide	No	5	478	3,117	15.3%	No		
Witte	Virgie B.						Hardware Store Owner	Yes	5	461	3,117	14.8%	No		
Madrigal	Erika						Student	No	5	452	3,117	14.5%	No		

²⁷Multiple county school district. Results for Riverside county are reported separately.

²⁸Multiple county school district. Results for San Bernardino county are reported separately.

TABLE 2.1 VOTE TOTALS FOR SCHOOL DISTRICT BOARD CANDIDATES BY COUNTY AND ELECTION DATE, 2008

COUNTY	DATE	SCHOOL DISTRICT	DIS-TRICT/ SEAT	TERM OF OFFICE	CANDIDATE'S LAST NAME	CANDIDATE'S FIRST NAME	CANDIDATE'S BALLOT DESIGNATION	IN- CUM- BENT	NUMBER OF CAN- DIDATES	VOTES FOR CAN- DIDATE	TOTAL VOTES CAST ¹	PER- CENT OF VOTE	ELECTED
KERN (continued)	11/4/2008	Bakersfield City Elementary		Full	McDougle	Bill	Retired Vice Principal	No	5	23,997	84,462	28.4%	Yes
					Tafoya	Lillian	Incumbent	Yes	5	22,676	84,462	26.8%	Yes
					Van Horne	Rick	Incumbent	Yes	5	20,017	84,462	23.7%	Yes
					Hoffman	Donald C.	Retired	No	5	8,889	84,462	10.5%	No
					Vereen	Donald	Appointed Incumbent	Yes	5	8,883	84,462	10.5%	No
		Beardsley Elementary	Short	Berckes	Ken	High School Counselor	No	3	1,658	3,771	44.0%	Yes	
				Rasmussen	Jeff	Agriculture Consultant	No	3	1,309	3,771	34.7%	No	
				Hopkins	Jamie	Activities Secretary	No	3	804	3,771	21.3%	No	
		Delano Joint Union High ²⁹	Full	Morrison	Arnold	Educator	Yes	4	3,751	10,975	34.2%	Yes	
				Perigo	Anna "Campos"	Health Service Clerk	No	4	2,604	10,975	23.7%	No	
				McCorkle	Vern	Retired Teacher	No	4	2,448	10,975	22.3%	Yes	
				Martinez	Anthony	Business Owner	No	4	2,172	10,975	19.8%	No	
		Delano Union Elementary	Full	Herrera, Jr.	Frank J.	Incumbent	Yes	7	2,808	10,592	26.5%	Yes	
				Agbalog, Jr.	Romeo	School District Trustee	Yes	7	2,257	10,592	21.3%	Yes	
				Hennessee	Larry D.	Educational Consultant	No	7	1,658	10,592	15.7%	No	
				Williams	Kevin	Refuse Driver	No	7	1,298	10,592	12.3%	No	
				Donato	George	Correctional Officer	No	7	1,212	10,592	11.4%	No	
				Allard	Brian A.	Minister	No	7	789	10,592	7.4%	No	
				Barnes	Daniel	Correctional Supervising Cook	No	7	570	10,592	5.4%	No	
		El Tejon Unified ³⁰	Full	Regan	Paula J.	Incumbent	Yes	9	1,151	6,858	16.8%	Yes	
				Fleming	John W.	Detective	No	9	916	6,858	13.4%	Yes	
				Hurst	Kenneth	Incumbent	Yes	9	899	6,858	13.1%	Yes	
				Jenkins	Jennie	Educator	No	9	854	6,858	12.5%	No	
				Brennan	Terry	Retired Supervisor/Driver	No	9	677	6,858	9.9%	No	
				Sokolowski	Gary M.	Teacher/Actor	No	9	661	6,858	9.6%	No	
				Oliver	Bradford	Engineering Consultant/Recruiter	No	9	625	6,858	9.1%	No	
				Soares	Ana M.	Attorney	No	9	622	6,858	9.1%	No	
				Kjenaas	Peter	CEO/Producer	No	9	453	6,858	6.6%	No	
		Fairfax Elementary	Full	Alvarado	Robert	IT Division Chief	No	3	1,146	3,142	36.5%	Yes	
				Harriger	Charles	Incumbent	Yes	3	1,053	3,142	33.5%	Yes	
Stotler	Robert N.			Incumbent	Yes	3	943	3,142	30.0%	No			

²⁹Multiple county school district. Results for Tulare county are reported separately.

³⁰Multiple county school district. Results for Ventura county are reported separately.

TABLE 2.1 VOTE TOTALS FOR SCHOOL DISTRICT BOARD CANDIDATES BY COUNTY AND ELECTION DATE, 2008

COUNTY	DATE	SCHOOL DISTRICT	DIS-TRICT/ SEAT	TERM OF OFFICE	CANDIDATE'S LAST NAME	CANDIDATE'S FIRST NAME	CANDIDATE'S BALLOT DESIGNATION	IN- CUM- BENT	NUMBER OF CAN- DIDATES	VOTES FOR CAN- DIDATE	TOTAL VOTES CAST ¹	PER- CENT OF VOTE	ELECTED
KERN (continued)	11/4/2008	Fruitvale Elementary		Full	Greene	Stan	Incumbent	Yes	4	3,836	11,044	34.7%	Yes
					Dobitz	Joe M.	Incumbent	Yes	4	3,344	11,044	30.3%	Yes
					Ferguson	Michael	Distribution Branch Manager	No	4	2,126	11,044	19.3%	No
					Muhsen	Marta P.	Supervising Legal Technician	No	4	1,738	11,044	15.7%	No
		Kern Union High	Full	Vegas	Chad	Pastor/School Trustee	Yes	7	70,469	245,469	28.7%	Yes	
				Perry	Bill	Retired Educator	No	7	56,390	245,469	23.0%	Yes	
				Hampton	Bob J.	Self-Employed	Yes	7	41,343	245,469	16.8%	No	
				Bly	Larry W.	Retired Teacher	No	7	28,216	245,469	11.5%	No	
				Rodriguez	Charles	Retired	No	7	19,986	245,469	8.1%	No	
				Courmyea	Charles	Minister/Counselor	No	7	19,067	245,469	7.8%	No	
				Frank, II	Robert S.	Student	No	7	9,998	245,469	4.1%	No	
		Lakeside Union Elementary ³¹	Full	Turner	Brenda	Incumbent	Yes	3	1,310	3,792	34.5%	Yes	
				Sigrest	E. Durwood	Retired Peace Officer	No	3	1,275	3,792	33.6%	Yes	
				Jensen	Gary	Incumbent	Yes	3	1,207	3,792	31.8%	No	
		Lamont Elementary	Full	Sanchez	Miguel	Incumbent	Yes	4	1,088	2,863	38.0%	Yes	
				Simpson	Louis	Incumbent	Yes	4	705	2,863	24.6%	Yes	
				Pennington	Rebecca	Home Base Educator	No	4	556	2,863	19.4%	No	
				Aguilar	Araceli L.	Manager	No	4	514	2,863	18.0%	No	
		Lost Hills Union Elementary	Full	Canchola	Carmen B.	Incumbent	Yes	3	62	166	37.3%	Yes	
				Dunn	Billy	Incumbent	Yes	3	53	166	31.9%	Yes	
				Cortez	Manuel Angel	Case Records Analyst	No	3	51	166	30.7%	No	
		Maple Elementary	Full	Bloemhof	Randy	Farmer	No	2	130	195	66.7%	Yes	
				Garcia	Ramiro	Incumbent	Yes	2	65	195	33.3%	No	
		Maricopa Unified	Full	Adamo	Janette Rene	Incumbent	Yes	4	240	848	28.3%	Yes	
				Hamblin	Donna	Incumbent	Yes	4	227	848	26.8%	Yes	
				Ashcraft	Rebecca	Realtor	No	4	201	848	23.7%	No	
				Barta	Terry M.	Water Plant Operator	No	4	180	848	21.2%	No	
		McFarland Unified	Full	De Leon	Rey	Incumbent	Yes	10	777	4,599	16.9%	Yes	
Breyer	Kaye			Retired	No	10	621	4,599	13.5%	Yes			
Isaacs	Marlin			Retired	No	10	476	4,599	10.4%	Yes			
Garza	Ismael			Teacher	No	10	438	4,599	9.5%	No			
Guerrero	Alejandra			Social Service Worker	No	10	427	4,599	9.3%	No			
Melendez	Ramon Cruz			Incumbent	Yes	10	424	4,599	9.2%	No			

³¹Multiple county school district. Results for San Diego county are reported separately.

TABLE 2.1 VOTE TOTALS FOR SCHOOL DISTRICT BOARD CANDIDATES BY COUNTY AND ELECTION DATE, 2008

COUNTY	DATE	SCHOOL DISTRICT	DIS-TRICT/ SEAT	TERM OF OFFICE	CANDIDATE'S LAST NAME	CANDIDATE'S FIRST NAME	CANDIDATE'S BALLOT DESIGNATION	IN- CUM BENT	NUMBER OF CAN- DIDATES	VOTES FOR CAN- DIDATE	TOTAL VOTES CAST ¹	PER- CENT OF VOTE	ELECTED
KERN (continued)	11/4/2008	McFarland Unified		Full	Turrubiates	Angel	Carpenter	No	10	416	4,599	9.0%	No
					Munoz	Laura L.	Student/Stylist	No	10	406	4,599	8.8%	No
					Gonzalez	Victoria R.	Office Mananger	No	10	395	4,599	8.6%	No
					Rico	Carmen	School Readiness Advocate	No	10	219	4,599	4.8%	No
		McKittrick Elementary	Full	Murphy	Dennis	Incumbent	Yes	2	41	77	53.2%	Yes	
				Brock	Michael	Gauger/Measurement Technician	No	2	36	77	46.8%	No	
		Midway Elementary	Full	Self	Hubbell	General Manager	No	3	73	176	41.5%	Yes	
				Eveland	Sharyn	College Professor	Yes	3	57	176	32.4%	No	
				Parker	Amy U.	Minister	No	3	46	176	26.1%	No	
		Mojave Unified	Full	Dickerson	L. Wayne	Retired Police Chief	No	4	2,334	7,128	32.7%	Yes	
				Ott	Sharon "Sherry"	Retired	No	4	1,988	7,128	27.9%	Yes	
				Ayala	Yolanda	Homemaker	No	4	1,414	7,128	19.8%	No	
				Parker	Andrew T.	General Contractor	No	4	1,392	7,128	19.5%	No	
		Muroc Joint Unified ³²	3D	Full	Swindlehurst	Ross E.	Dentist	Yes	2	913	1,412	64.7%	Yes
					Smith	Randy J.	Maintenance Supervisor	No	2	499	1,412	35.3%	No
		Richland Union Elementary	Full	Criswell	Tammy Rubio	Business Woman/Homemaker	No	5	1,945	7,218	26.9%	Yes	
				Root	Deanna R.	Business Owner	No	5	1,536	7,218	21.3%	Yes	
				Maldonado	Cain M.	Incumbent	Yes	5	1,464	7,218	20.3%	Yes	
				Siler	James L.	Retired Teacher	No	5	1,184	7,218	16.4%	No	
				Skalisky	Steve	Incumbent	Yes	5	1,089	7,218	15.1%	No	
		Rosedale Union Elementary	Full	Moore	Gary	Police Lieutenant/Trustee	Yes	3	9,528	22,572	42.2%	Yes	
				Spickler	Michael	Businessman	No	3	7,127	22,572	31.6%	Yes	
				Bennett	Cody	Construction Engineer	No	3	5,917	22,572	26.2%	No	
		Sierra Sands Unified ³³	2	Full	Scott	Michael	Incumbent	Yes	5	7,598	31,349	24.2%	Yes
					Johnson	Tim	Program Manager	No	5	6,219	31,349	19.8%	Yes
					Farris	Bill	Businessman	No	5	5,988	31,349	19.1%	Yes
					Lochhead	Pamela	Incumbent	Yes	5	5,934	31,349	18.9%	No
					Martin	Tom	Incumbent	Yes	5	5,610	31,349	17.9%	No
		Taft City Elementary	Full	McElmurry	Keith	Incumbent	Yes	4	2,494	9,125	27.3%	Yes	
				Montgomery	John	Appointed Incumbent	Yes	4	2,398	9,125	26.3%	Yes	
				Goodwin	Dee	Incumbent	Yes	4	2,340	9,125	25.6%	Yes	
				Crane	Terri	Educator	No	4	1,893	9,125	20.7%	No	

³²Multiple county school district. Results for San Bernardino county are reported separately.³³Multiple county school district. Results for San Bernardino county are reported separately.

TABLE 2.1 VOTE TOTALS FOR SCHOOL DISTRICT BOARD CANDIDATES BY COUNTY AND ELECTION DATE, 2008

COUNTY	DATE	SCHOOL DISTRICT	DIS-TRICT/ SEAT	TERM OF OFFICE	CANDIDATE'S LAST NAME	CANDIDATE'S FIRST NAME	CANDIDATE'S BALLOT DESIGNATION	IN- CUM BENT	NUMBER OF CAN- DIDATES	VOTES FOR CAN- DIDATE	TOTAL VOTES CAST ¹	PER- CENT OF VOTE	ELECTED	
KERN (continued)	11/4/2008	Taft Union High		Full	White	Tom	Incumbent	Yes	4	2,972	7,561	39.3%	Yes	
					Harmer	George	Safety Director	No	4	1,779	7,561	23.5%	Yes	
					Ashley	Janice	Incumbent	Yes	4	1,633	7,561	21.6%	No	
					Finney	Patricia	Retired	No	4	1,177	7,561	15.6%	No	
		Tehachapi Unified	2D	Full	Wood	Jackie R.	Incumbent	Yes	3	6,041	11,422	52.9%	Yes	
					Wright	Brenda	Retired	No	3	3,602	11,422	31.5%	No	
					Foster	John	Retired	No	3	1,779	11,422	15.6%	No	
					3F	Walsh	Judy	Incumbent	Yes	3	4,993	11,238	44.4%	Yes
						Osbrink	Diana	No Ballot Designation	No	3	3,384	11,238	30.1%	No
						Miles	Steve	Account Manager	No	3	2,861	11,238	25.5%	No
		Vineland Elementary	Full	Hernandez	Francisca	Incumbent	Yes	4	204	537	38.0%	Yes		
				Prado	Leticia	Business Owner	No	4	120	537	22.3%	Yes		
				Villarreal	Pedro H.	Automotive Repairman	No	4	109	537	20.3%	No		
				Dhaliwal	Jeanette	Homemaker	No	4	104	537	19.4%	No		
		Wasco Union Elementary	Full	Rodriguez	Cruz	Vocational Instructor	Yes	5	1,512	5,762	26.2%	Yes		
				Sanchez	Ernie	Maintenance Mechanic	No	5	1,440	5,762	25.0%	Yes		
				Whitaker	Kimberly	Sales Manager	No	5	1,227	5,762	21.3%	No		
				Hussey	Paul S.	Retired	No	5	971	5,762	16.9%	No		
				Reyna	Tony	No Ballot Designation	No	5	612	5,762	10.6%	No		
		West Kern Community College	Full	White	Billy D.	Incumbent	Yes	3	3,380	8,345	40.5%	Yes		
				Vaughn	Kal J.	Appointed Incumbent	Yes	3	2,728	8,345	32.7%	Yes		
				Long	Michael J.	Publisher/Businessman	No	3	2,237	8,345	26.8%	No		
		KINGS	11/4/2008	Armona Union Elementary		Full	Hodson	Eric Dale	Incumbent	Yes	5	788	2,536	31.1%
Amos	Gus F.						Incumbent	Yes	5	671	2,536	26.5%	Yes	
Chavarin	Lisa Madrid						Homemaker	No	5	416	2,536	16.4%	No	
Avila-Alcala	Margarita						Case Manager	No	5	405	2,536	16.0%	No	
Alapisco	Viviana						Coordinator	No	5	243	2,536	9.6%	No	
Central Union Elementary	Full			Davidson	Dale	Retired School Teacher	No	2	605	1,217	49.7%	Yes		
				Newton	Paul	Incumbent	Yes	2	604	1,217	49.6%	No		
Corcoran Joint Unified	2			Full	Wadsworth	Mary	Business Manager	No	2	408	720	56.7%	Yes	
					Palmerin	Sidonio "Sid"	Incumbent	Yes	2	306	720	42.5%	No	
	4			Full	Frey	Karen D.	Homemaker	No	2	407	657	61.9%	Yes	
					Rodriguez	Maggie C.	Counselor	No	2	243	657	37.0%	No	

TABLE 2.1 VOTE TOTALS FOR SCHOOL DISTRICT BOARD CANDIDATES BY COUNTY AND ELECTION DATE, 2008

COUNTY	DATE	SCHOOL DISTRICT	DIS- TRICT/ SEAT	TERM OF OFFICE	CANDIDATE'S LAST NAME	CANDIDATE'S FIRST NAME	CANDIDATE'S BALLOT DESIGNATION	IN- CUM BENT	NUMBER OF CAN- DIDATES	VOTES FOR CAN- DIDATE	TOTAL VOTES CAST ¹	PER- CENT OF VOTE	ELECTED
KINGS (continued)	11/4/2008	Hanford Joint Union High	2	Full	Webster	John	Retired School Superintendent	No	2	1,325	2,189	60.5%	Yes
					Benavides	Eloisa	Registered Nurse	No	2	828	2,189	37.8%	No
		Kingsburg Joint Union High ³⁴	Full	Carlson	Blake	Farmer	Yes	3	192	418	45.9%	Yes	
				Serpa	Mike	No Ballot Designation	No	3	119	418	28.5%	No	
				Jackson	Rick D.	Incumbent	Yes	3	106	418	25.4%	Yes	
				Alves	Richard M.	Incumbent	Yes	5	67	235	28.5%	Yes	
		Laton Joint Unified ³⁵	Full	Mello	Delbert E.	Farmer	No	5	63	235	26.8%	No	
				Vargas	Daniel Ramirez	Business Owner	No	5	41	235	17.4%	No	
				Garcia	Evelia	Appointed Incumbent	Yes	5	34	235	14.5%	Yes	
				Velasco	Consuelo	Retired Teacher	No	5	30	235	12.8%	No	
				Neves	Kathy	Incumbent	Yes	3	5,588	13,736	40.7%	Yes	
		Lemoore Union High	Full	Giovannetti	John B.	Incumbent	Yes	3	4,777	13,736	34.8%	Yes	
				Castadio	Brian S.	Business Owner	No	3	3,309	13,736	24.1%	No	
				Wisecarver	Doug	Incumbent	Yes	3	2,114	5,772	36.6%	Yes	
		Pioneer Union Elementary	Full	Cooley	Linda Carvalho	College Instructor	No	3	2,077	5,772	36.0%	Yes	
				Rodriguez	Beverly	Incumbent	Yes	3	1,560	5,772	27.0%	No	
				Smith	William J.	Incumbent	Yes	2	181	320	56.6%	Yes	
		State Center Community College ³⁶	2	Full	Maher	Phil	Retired Appraiser	No	2	133	320	41.6%	No
					Forhan	Phillip J.	Incumbent	Yes	2	201	321	62.6%	No
			5	Full	Caglia	Richard M.	Businessman/Attorney	No	2	117	321	36.4%	Yes
					Mederos	Cathy M.	Homemaker/Parent	No	6	8	17	47.1%	Yes
		Tulare Joint Union High ³⁷	Full	Fernandes	Frank J.	Farmer/Dairymen	No	6	6	17	35.3%	Yes	
				Carrillo	Carlos	Teacher	No	6	2	17	11.8%	No	
Strawn	Elva Jean			Retired Health Technician	No	6	1	17	5.9%	No			
Cushing	Samantha A.			Trading Assistant	No	6	0	17	0.0%	No			
Thomas	Derek A.			Correctional Officer	No	6	0	17	0.0%	No			
Robinson	Lynda Davis			Parent/Educator/Author	No	4	2,204	10,611	20.8%	No			
LAKE	11/4/2008	Konocti Unified	Full	Silva	Mary	Small Business Owner	Yes	4	3,769	10,611	35.5%	Yes	
				Montgomery	Henry "Hank"	Parent/Businessman	Yes	4	2,368	10,611	22.3%	Yes	
				Mattos	Gigi	Youth Center Administrator	No	4	2,270	10,611	21.4%	No	
				Robinson	Lynda Davis	Parent/Educator/Author	No	4	2,204	10,611	20.8%	No	

³⁴Multiple county school district. Results for Fresno and Tulare counties are reported separately.³⁵Multiple county school district. Results for Fresno county are reported separately.³⁶Multiple county school district. Results for Fresno, Madera, and Tulare counties are reported separately.³⁷Multiple county school district. Results for Tulare county are reported separately.

TABLE 2.1 VOTE TOTALS FOR SCHOOL DISTRICT BOARD CANDIDATES BY COUNTY AND ELECTION DATE, 2008

COUNTY	DATE	SCHOOL DISTRICT	DIS-TRICT/ SEAT	TERM OF OFFICE	CANDIDATE'S LAST NAME	CANDIDATE'S FIRST NAME	CANDIDATE'S BALLOT DESIGNATION	IN- CUM- BENT	NUMBER OF CAN- DIDATES	VOTES FOR CAN- DIDATE	TOTAL VOTES CAST ¹	PER- CENT OF VOTE	ELECTED		
LAKE (continued)	11/4/2008	Middleton Unified		Full	Wright	William	Incumbent	Yes	5	1,619	6,063	26.7%	Yes		
					Tucker	Sandy	Hospitality Director	No	5	1,331	6,063	22.0%	Yes		
					Rudy-Goulart	Jean	Educator/Preschool Director	No	5	1,175	6,063	19.4%	No		
					Bladel	Kim	Small Business Owner	Yes	5	1,105	6,063	18.2%	No		
					Riccio	David M.	Insurance Broker	No	5	833	6,063	13.7%	No		
				Yuba Community College ³⁸	4	Full	Pearson	Benjamin Ross	Mechanic/Farmer/Student	No	2	5,046	9,533	52.9%	Yes
							Bredt	Mark	Incumbent	Yes	2	4,487	9,533	47.1%	No
LASSEN	11/4/2008	Janesville Union Elementary		Full	Frederickson	Ronald	Incumbent	Yes	3	1,038	2,604	39.9%	Yes		
					Sanchez	Richard R.	Incumbent	Yes	3	1,017	2,604	39.1%	Yes		
					Paytas	Mark Carl	Information Technology Director	No	3	538	2,604	20.7%	No		
		Lassen Community College ³⁹	1	Full		Blackwood	Scott	No Ballot Designation	No	2	5,415	9,798	55.3%	Yes	
						Snell	James Lee	Marriage Family Counselor	No	2	4,312	9,798	44.0%	No	
			5	Full		Hemphill	Jeff David	Rancher/Custom Farmer	No	3	3,922	9,904	39.6%	Yes	
						Blevins	I.D.	Incumbent	Yes	3	3,426	9,904	34.6%	No	
						Lunsford	Patrick	Businessman	No	3	2,504	9,904	25.3%	No	
		Lassen Union High	Full		Spence	Charles J.	Retired Educator	No	5	3,832	14,259	26.9%	Yes		
					Theobald	Kenneth G.	Incumbent, Accountant, Businessman	Yes	5	3,460	14,259	24.3%	Yes		
					Richards	John D.	Teacher/Coach	No	5	2,442	14,259	17.1%	No		
					Gorohoff	Jennifer M.	Real Estate Broker	No	5	2,420	14,259	17.0%	No		
					Tumer	Joseph Allen	National Guard Administrator	No	5	2,067	14,259	14.5%	No		
		Shaffer Union Elementary	Full		Joseph	Lynda E.	Retired	No	3	564	1,481	38.1%	Yes		
					Riedel	Aaron	Appointed Incumbent	Yes	3	478	1,481	32.3%	Yes		
					Heard	Everett	Retail Merchant	Yes	3	436	1,481	29.4%	No		
		Susanville Elementary	Full		Ritz	Christopher	Paramedic	No	3	2,525	6,253	40.4%	Yes		
					Bernard	Lisa	Community Volunteer	No	3	2,279	6,253	36.4%	Yes		
					Murrer	John E.	Businessman	Yes	3	1,410	6,253	22.5%	No		
		Westwood Unified	Full		Hamilton	Louis M.	Retired Teacher	No	5	444	1,453	30.6%	Yes		
	Medici			Shannon L.	Administrative Assistant	No	5	351	1,453	24.2%	Yes				
	Biggs			Louise A.P.	Teacher/Business Person	No	5	326	1,453	22.4%	No				
	Wallace			Benny Wayne	Incumbent/Deputy Sheriff	Yes	5	236	1,453	16.2%	No				
	Wasneechak			Adele	Retired	No	5	89	1,453	6.1%	No				

³⁸Multiple county school district. Results for Colusa, Glenn, and Yolo counties are reported separately.

³⁹Multiple county school district. Results for Modoc county are reported separately.

TABLE 2.1 VOTE TOTALS FOR SCHOOL DISTRICT BOARD CANDIDATES BY COUNTY AND ELECTION DATE, 2008

COUNTY	DATE	SCHOOL DISTRICT	DIS-TRICT/ SEAT	TERM OF OFFICE	CANDIDATE'S LAST NAME	CANDIDATE'S FIRST NAME	CANDIDATE'S BALLOT DESIGNATION	IN- CUM- BENT	NUMBER OF CAN- DIDATES	VOTES FOR CAN- DIDATE	TOTAL VOTES CAST ¹	PER- CENT OF VOTE	ELECTED
LOS ANGELES	4/8/2008	Long Beach Unified	2	Full	Williams	Felton C.	Member, Board of Education, LBUSD	Yes	2	2,333	3,612	64.6%	Yes
					Diaz	Rosa E.	Teacher	No	2	1,279	3,612	35.4%	No
			4	Full	Meyer	Jon	Incumbent	Yes	3	4,150	7,125	58.2%	Yes
					Hilburn	Karen Thomas	Retired Director, LBUSD	No	3	1,939	7,125	27.2%	No
					Crost	Paul	Mediator	No	3	1,036	7,125	14.5%	No
	11/4/2008	Lowell Joint Elementary ⁴⁰	Full	Schambeck	Fred	Lowell Joint S.D., Governing Board Member	Yes	4	2,809	10,039	28.0%	Yes	
				Najera	James	High School Teacher	No	4	2,624	10,039	26.1%	Yes	
				Hinz	William	Small Business Owner	No	4	2,398	10,039	23.9%	No	
				Dunford	Gene	Appt Lowell Joint S.D., Governing Bd Mbr	Yes	4	2,208	10,039	22.0%	No	
	Manhattan Beach Unified	1	Short	Fahey	Joyce	Retired Judge	No	1	12,693	12,693	100.0%	Yes	
	North Orange County Community College ⁴¹	1	Full	Lahtinen	Leonard	Trustee, North Orange Co CCD	Yes	2	3,571	7,037	50.7%	Yes	
				Ontiveros	Tony	Trustee, North Orange Co CCD	Yes	2	3,466	7,037	49.3%	Yes	
		3	Full	Matsuda	Michael	Trustee, North Orange Co CCD	Yes	1	4,522	4,522	100.0%	Yes	
		4	Full	McClanahan	Molly	Trustee, North Orange Co CCD	Yes	3	3,585	5,627	63.7%	Yes	
	Crystal			Danarose	Journalist/Student	No	3	1,061	5,627	18.9%	No		
	Romero			Ross	Real Estate Agent	No	3	981	5,627	17.4%	No		
	Santa Monica-Malibu Unified	Full	Allen	Ben	University Board Member	No	4	26,171	94,514	27.7%	Yes		
Leon-Vazquez			Maria	School Board Member	No	4	24,996	94,514	26.4%	Yes			
Escarce			Jose	School Board Vice-President	No	4	22,107	94,514	23.4%	Yes			
Bley			Chris	Teacher	No	4	21,240	94,514	22.5%	No			
Santa Monica Community College	Full	Aminoff	Susan	SMC Trustee/Professor	Yes	4	25,070	87,438	28.7%	Yes			
		Rader	Robert	SMC Trustee/Professor	Yes	4	24,341	87,438	27.8%	Yes			
		Quinones-Perez	Margaret	SMC Trustee/Professor	Yes	4	23,256	87,438	26.6%	Yes			
		Hoeck	Heidi	Interior Designer/Student	No	4	14,771	87,438	16.9%	No			
Snowline Joint Unified ⁴²	Full	Schinke	Dale	Incumbent	Yes	5	34	123	27.6%	Yes			
		Nilsen	David	Teacher/Rancher/Businessman	No	5	33	123	26.8%	Yes			
		Bashaw	Ann	Incumbent	Yes	5	26	123	21.1%	No			
		Behringer	Christina	Instructional Associate	No	5	15	123	12.2%	No			
		Urmann	Michael	Economist/College Teacher	No	5	15	123	12.2%	No			

⁴⁰Multiple county school district. Results for Orange county are reported separately.⁴¹Multiple county school district. Results for Orange county are reported separately.⁴²Multiple county school district. Results for San Bernardino county are reported separately.

TABLE 2.1 VOTE TOTALS FOR SCHOOL DISTRICT BOARD CANDIDATES BY COUNTY AND ELECTION DATE, 2008

COUNTY	DATE	SCHOOL DISTRICT	DIS-TRICT/ SEAT	TERM OF OFFICE	CANDIDATE'S LAST NAME	CANDIDATE'S FIRST NAME	CANDIDATE'S BALLOT DESIGNATION	IN- CUM- BENT	NUMBER OF CAN- DIDATES	VOTES FOR CAN- DIDATE	TOTAL VOTES CAST ¹	PER- CENT OF VOTE	ELECTED
MADERA	11/4/2008	Chowchilla Elementary		Full	Schnoor	Barbara	Incumbent	Yes	5	1,532	5,875	26.1%	Yes
					Petitt	Charlene V.	Homemaker	Yes	5	1,428	5,875	24.3%	Yes
					Green	Bob	Retired Educator	No	5	1,210	5,875	20.6%	No
					Horn	Kathryn J.	Educator/Administrator/Parent	No	5	1,030	5,875	17.5%	No
					Willet, Jr.	Rickey	Restaurant Manager	No	5	662	5,875	11.3%	No
		Chowchilla Union High	Full	De Wall	Patrick T.	Local Businessman	Yes	2	2,233	3,744	59.6%	Yes	
				Rogers	David B.	General Contractor	No	2	1,493	3,744	39.9%	No	
		Firebaugh-Las Deltas Joint ⁴³	Full	Narbaitz	Jo Ann	Retired Teacher	No	7	91	385	23.6%	Yes	
				Coelho	Gilbert F.	Manager/Consultant	Yes	7	65	385	16.9%	Yes	
				Howard	Sean	Incumbent	Yes	7	62	385	16.1%	Yes	
				Serrano	Abel	Business Owner	No	7	61	385	15.8%	No	
				Delgado	Gabriel	Farmer/Accountant	No	7	48	385	12.5%	No	
				Munoz	Maribel	Teacher	No	7	29	385	7.5%	No	
		Golden Valley Unified	Full	Kelly	Michael J.	Incumbent	Yes	3	2,826	6,284	45.0%	Yes	
				Toole	Mark	Safety Compliance Manager	Yes	3	2,150	6,284	34.2%	Yes	
				Grauer	John	Retired Contractor	No	3	1,287	6,284	20.5%	No	
		State Center Community College ⁴⁴	2	Full	Smith	William J.	Incumbent	Yes	2	17,691	30,294	58.4%	Yes
					Maier	Phil	Retired Appraiser	No	2	12,355	30,294	40.8%	No
			5	Full	Forhan	Phillip J.	Incumbent	Yes	2	15,478	30,524	50.7%	No
					Caglia	Richard M.	Businessman/Attorney	No	2	14,851	30,524	48.7%	Yes
Yosemite Joint Unified	Full	Loveland	Tammy	Parent	Yes	4	7,620	22,958	33.2%	Yes			
		Wilder	Christine	Incumbent	Yes	4	6,000	22,958	26.1%	Yes			
		Schoonard	Gregory T.	Incumbent	Yes	4	5,079	22,958	22.1%	Yes			
		Pike	Priscilla	Court Reporter	No	4	4,191	22,958	18.3%	No			
MARIN	11/4/2008	Sausalito Marin City	Full	Benjamin	Karen Marie	Public School Psychologist	Yes	6	2,782	9,651	28.8%	Yes	
				Ziegler	William J.	Attorney	Yes	6	2,185	9,651	22.6%	Yes	
				Clark	Thomas H.	Incumbent	Yes	6	1,682	9,651	17.4%	No	
				Stratigos	George T.	No Ballot Designation	No	6	1,297	9,651	13.4%	No	
				Todd-Gallardo	E.G.	Incumbent	Yes	6	1,294	9,651	13.4%	No	
				Romanowsky	Peter C.	Minister/Entertainer/Artist	No	6	390	9,651	4.0%	No	

⁴³Multiple county school district. Results for Fresno county are reported separately.

⁴⁴Multiple county school district. Results for Fresno, Kings, and Tulare counties are reported separately.

TABLE 2.1 VOTE TOTALS FOR SCHOOL DISTRICT BOARD CANDIDATES BY COUNTY AND ELECTION DATE, 2008

COUNTY	DATE	SCHOOL DISTRICT	DIS-TRICT/ SEAT	TERM OF OFFICE	CANDIDATE'S LAST NAME	CANDIDATE'S FIRST NAME	CANDIDATE'S BALLOT DESIGNATION	IN- CUM- BENT	NUMBER OF CAN- DIDATES	VOTES FOR CAN- DIDATE	TOTAL VOTES CAST ¹	PER- CENT OF VOTE	ELECTED
MARIPOSA	11/4/2008	Mariposa County Unified	4	Full	Cardosa	Joe	Parent/Engineering Technician	No	2	3,796	7,604	49.9%	Yes
					Dewey-Iudice	Carol	Business Person	Yes	2	3,731	7,604	49.1%	No
			5	Full	Forsythe-Allison	Kimberly	Bookkeeper/Receptionist	No	3	3,717	7,605	48.9%	Yes
					Hutchings	Carly	Appointed Incumbent	Yes	3	2,732	7,605	35.9%	No
					Fanning	Vladimir Dwight	Facilities Manager	No	3	1,063	7,605	14.0%	No
					Yosemite Joint Union High		Full	Loveland	Tammy	Parent	No	4	71
		Wilder	Christine	Incumbent	Yes	4		65	239	27.2%	Yes		
		Shoonard	Gregory	Incumbent	Yes	4		51	239	21.3%	Yes		
				Pike	Priscilla	Court Reporter	Yes	4	48	239	20.1%	No	
		MENDOCINO	No School District Contests										
MERCED	11/4/2008	Dos Palos-Oro Loma Joint Unified ⁴⁵	Full	Castillo	Joe	Incumbent	Yes	9	966	6,302	15.3%	Yes	
				Fontana	Eric	Farmer	No	9	954	6,302	15.1%	Yes	
				Goodman	Paul	Incumbent	Yes	9	911	6,302	14.5%	Yes	
				Weagel	Dewayne	Incumbent	Yes	9	763	6,302	12.1%	No	
				Hogue	Richard	Farm Manager	No	9	711	6,302	11.3%	Yes	
				De Francesco, III	Mario	Real Estate Agent	No	9	703	6,302	11.2%	No	
				Nordstrom	Norma	Incumbent	Yes	9	514	6,302	8.2%	No	
				Coleman	Judi	Retired	No	9	464	6,302	7.4%	No	
		Shaw, Sr.	Claude	Retired	No	9	316	6,302	5.0%	No			
		Los Banos Unified	Full	Menefee	Colleen	Incumbent	Yes	6	4,669	18,752	24.9%	Yes	
				Vasquez	Jack C.	Incumbent	Yes	6	3,810	18,752	20.3%	Yes	
				Smith	Henry L.	Doctor of Education	No	6	3,308	18,752	17.6%	Yes	
				Wright	Dawn M.	Executive Director/Educator	No	6	3,096	18,752	16.5%	No	
				Hurley	Chase	No Ballot Designation	No	6	2,876	18,752	15.3%	No	
Haumea	Brendon			Acquisition & Sales	No	6	993	18,752	5.3%	No			
MODOC	11/4/2008	Lassen Community College ⁴⁶	1	Full	Blackwood	Scott M.	No Ballot Designation	No	2	78	153	51.0%	Yes
					Snell	James L.	Marriage Family Counselor	No	2	74	153	48.4%	No
		5	Full	Hemphill	Jeff	Rancher/Custom Farmer	No	3	74	166	44.6%	Yes	
				Blevins	I.D. "Doc"	Incumbent	Yes	3	72	166	43.4%	No	
				Lunsford	Patrick	Businessman	No	3	19	166	11.4%	No	

³⁹Multiple county school district. Results for Fresno county are reported separately.

³⁹Multiple county school district. Results for Lassen county are reported separately.

TABLE 2.1 VOTE TOTALS FOR SCHOOL DISTRICT BOARD CANDIDATES BY COUNTY AND ELECTION DATE, 2008

COUNTY	DATE	SCHOOL DISTRICT	DIS-TRICT/ SEAT	TERM OF OFFICE	CANDIDATE'S LAST NAME	CANDIDATE'S FIRST NAME	CANDIDATE'S BALLOT DESIGNATION	IN- CUM- BENT	NUMBER OF CAN- DIDATES	VOTES FOR CAN- DIDATE	TOTAL VOTES CAST ¹	PER- CENT OF VOTE	ELECTED
MODOC (continued)	11/4/2008	Tulelake Basin Joint Unified ⁴⁷		Full	Boyd	Jeffrey R.	Incumbent	Yes	5	279	985	28.3%	Yes
					Misso	David Porter	Community Activist	No	5	202	985	20.5%	No
					Macy	Thomas W.	Incumbent	Yes	5	182	985	18.5%	Yes
					Orr	Danny L.	Retired Teacher/Paramedic	No	5	171	985	17.4%	Yes
					Lequieu	Jerry	Incumbent	Yes	5	144	985	14.6%	No
MONO	11/4/2008	Mammoth Unified		Full	Farrell	Jack	Retired School Teacher	No	3	1,784	4,330	41.2%	Yes
					Vasquez	Gloria	Retired School Administrator	Yes	3	1,724	4,330	39.8%	Yes
					Trujillo	John	Property Manager	No	3	822	4,330	19.0%	No
MONTEREY	11/4/2008	Pajaro Valley Joint Unified ⁴⁸	3	Full	Simmons	Geri A.	Parent/Administrative Secretary	No	2	1,051	2,096	50.1%	Yes
					Osmundson	Karen	Incumbent	Yes	2	1,045	2,096	49.9%	No
		Paso Robles Joint Unified ⁴⁹	Full	Saunders	Debi	Incumbent	Yes	7	48	219	21.9%	Yes	
				Perry	Mark	Foreman/Safety Officer	No	7	43	219	19.6%	No	
				Gearhart	Tim	Retired Teacher	No	7	42	219	19.2%	Yes	
				Ritchie	Debbie	Medical Biller	No	7	29	219	13.2%	No	
				Harris	Barbara	Appointed Incumbent	Yes	7	23	219	10.5%	No	
				Simola	Robert	Incumbent	Yes	7	18	219	8.2%	Yes	
				Tate, Jr.	Ruben F.	Incumbent	Yes	7	16	219	7.3%	Yes	
		Pleasant Valley Joint Union Elementary ⁵⁰	Full	Richardson	Vicki	Appointed Incumbent	Yes	3	44	95	46.3%	Yes	
				Murphy	Michael	Senior Deputy Sheriff	Yes	3	28	95	29.5%	Yes	
				Velasquez	Robert	Police Officer	No	3	23	95	24.2%	No	
		San Luis Obispo Community College	5	Full	Galvan	Gayle L.	Incumbent	Yes	2	162	247	65.6%	Yes
					Chacon	Daniel R.	Retired	No	2	85	247	34.4%	No
		San Miguel Joint Union Elementary ⁵¹	Full	Brooks	Charles W.	Firefighter	No	3	9	22	40.9%	Yes	
				Celedon	Sara R.	Assistant Branch Manager	No	3	7	22	31.8%	No	
				Roberson	Robert E.	Incumbent	Yes	3	6	22	27.3%	Yes	

⁴⁷Multiple county school district. Results for Siskiyou county are reported separately.

⁴⁸Multiple county school district. Results for Santa Cruz county are reported separately.

⁴⁹Multiple county school district. Results for San Luis Obispo county are reported separately.

⁵⁰Multiple county school district. Results for San Luis Obispo counties are reported separately.

⁵¹Multiple county school district. Results for San Luis Obispo county are reported separately.

TABLE 2.1 VOTE TOTALS FOR SCHOOL DISTRICT BOARD CANDIDATES BY COUNTY AND ELECTION DATE, 2008

COUNTY	DATE	SCHOOL DISTRICT	DIS- TRICT/ SEAT	TERM OF OFFICE	CANDIDATE'S LAST NAME	CANDIDATE'S FIRST NAME	CANDIDATE'S BALLOT DESIGNATION	IN- CUM BENT	NUMBER OF CAN- DIDATES	VOTES FOR CAN- DIDATE	TOTAL VOTES CAST ¹	PER- CENT OF VOTE	ELECTED
NAPA	11/4/2008	Calistoga Joint Unified ⁵²		Full	Burke-Montez	Mary	Artist/School Tutor	No	5	1,384	5,126	27.0%	Yes
					Hunt	Marty	Incumbent	Yes	5	1,203	5,126	23.5%	Yes
					Di Giulio	Marco	Incumbent	Yes	5	1,007	5,126	19.6%	Yes
					Schlieder	Paul	Parent	No	5	879	5,126	17.1%	No
					Feiner	Michael	Businessman	No	5	653	5,126	12.7%	No
		Napa Valley Unified	4	Full	Schunk	Joe	Information Technology/Parent	No	2	21,534	37,434	57.5%	Yes
					Moultak	Simone	Community Volunteer	No	2	15,900	37,434	42.5%	No
		NEVADA	11/4/2008	Nevada County Office of Education ⁵³	2	Full	Voss	James R.	Appointed Incumbent	Yes	2	21,266	34,170
Stoval	Joseph "Buck"						Community Volunteer	No	2	12,904	34,170	37.8%	No
Placer County Office of Education ⁵⁴	4			Full	Hart	Pam Robie	Business Analyst	No	2	3,021	5,225	57.8%	No
					Brophy	Don	Incumbent	Yes	2	2,204	5,225	42.2%	Yes
Pleasant Valley Elementary ⁵⁵				Full	Skukrud	Tina	Incumbent	Yes	3	2,194	5,199	42.2%	Yes
					Shroyer	James L.	Retired	No	3	1,790	5,199	34.4%	Yes
					Diltz	Carol J.	Substitute Instructional Aide	No	3	1,215	5,199	23.4%	No
Sierra Joint Community College ⁵⁶	4			Full	Rowen	Elaine	Retired School Superintendent	No	2	23,874	40,139	59.5%	No
					Cota	Dennis Michael	Small Businessman/Educator	No	2	16,265	40,139	40.5%	Yes
	7			Full	Klein	Aaron	Sierra College Trustee	Yes	2	21,505	41,009	52.4%	Yes
					Vodonick	John	Businessman/Attorney/Student	No	2	19,504	41,009	47.6%	No
Tahoe-Truckee Unified ⁵⁷	2			Full	Livak	Kirsten	Clinical Social Worker	No	2	4,240	6,230	68.1%	Yes
					Folsom	Monty S.	Incumbent	Yes	2	1,990	6,230	31.9%	No
	4	Short	Mohun	Lisa	Registered Nurse	No	2	4,087	6,294	64.9%	Yes		
			Gisko	Nancy	Incumbent	Yes	2	2,207	6,294	35.1%	No		
ORANGE	2/5/2008	Anaheim Union High		Short	Brandman	Jordan	Educator/City Commissioner	No	4	23,574	55,368	42.6%	Yes
					Beckett	Vernon F.	Retired Teacher	No	4	17,111	55,368	30.9%	No
					Fitzgerald	Denis	Retired Corporation President	No	4	7,959	55,368	14.4%	No
					Flores	Robert J.	Businessman	No	4	6,724	55,368	12.1%	No

⁵²Multiple county school district. Results for Sonoma county are reported separately.⁵³Multiple county school district. Results for Yuba county are reported separately.⁵⁴Multiple county school district. Results for El Dorado, Placer, and Sacramento counties are reported separately.⁵⁵Multiple county school district. Results for Monterey and Ventura counties are reported separately.⁵⁶Multiple county school district. Results for El Dorado, Placer, and Sacramento counties are reported separately.⁵⁷Multiple county school district. Results for El Dorado and Placer counties are reported separately.

TABLE 2.1 VOTE TOTALS FOR SCHOOL DISTRICT BOARD CANDIDATES BY COUNTY AND ELECTION DATE, 2008

COUNTY	DATE	SCHOOL DISTRICT	DIS-TRICT/ SEAT	TERM OF OFFICE	CANDIDATE'S LAST NAME	CANDIDATE'S FIRST NAME	CANDIDATE'S BALLOT DESIGNATION	IN- CUM- BENT	NUMBER OF CAN- DIDATES	VOTES FOR CAN- DIDATE	TOTAL VOTES CAST ¹	PER- CENT OF VOTE	ELECTED				
ORANGE (continued)	6/3/2008	Orange County Office of Education	1	Full	Pham	Long	Engineer/Businessman	No	2	19,936	38,993	51.1%	Yes				
					Rocha, Jr.	Felix	Incumbent	Yes	2	19,057	38,993	48.9%	No				
			3	Full	Williams, Jr.	Ken L.	Member, Orange County BoE, Area #3	Yes	3	31,344	58,288	53.8%	Yes				
					Winant	Jerry	K-12 Teacher	No	3	15,594	58,288	26.8%	No				
					Douglas	Robert	Business Owner/Teacher	No	3	11,350	58,288	19.5%	No				
	6/24/2008	Capistrano Unified ^R	2	Short	Palazzo	Sue	Property Manager/Teacher	No	1	17,413	17,413	100.0%	Yes				
							5	Short	Maddox	Ken	Independent Local Businessman	No	3	10,571	18,730	56.4%	Yes
									Miller	Gary V.	Retired Teacher	No	3	6,941	18,730	37.1%	No
					Subbarao	Makam	Entrepreneur	No	3	1,218	18,730	6.5%	No				
	11/4/2008	Anaheim City		Full	Preus	Susan R.	Governing Board Member, Anaheim City SD	Yes	3	20,037	56,685	35.3%	Yes				
							Vanderbilt	James D.	Governing Board Member, Anaheim City SD	No	3	19,875	56,685	35.1%	Yes		
							Reinbolt	Carol	Retired Teacher/Businesswoman	No	3	16,773	56,685	29.6%	No		
		Anaheim Union High		Full	Smith	Katherine H.	Governing Board Member, Anaheim UHSD	Yes	4	42,426	139,266	30.5%	Yes				
						O'Neal	Brian	Governing Board Member, Anaheim UHSD	Yes	4	37,778	139,266	27.1%	Yes			
						Randle-Trejo	Annemarie	Educator	No	4	35,237	139,266	25.3%	No			
						Beckett	Vernon F.	Retired Teacher	No	4	23,825	139,266	17.1%	No			
		Brea-Olinda Unified		Full	Todd	Rodney "Rod"	Governing Board Member, Brea Olinda USD	Yes	5	7,327	28,414	25.8%	Yes				
						Lyons	Gail S.	Community Volunteer	No	5	6,781	28,414	23.9%	Yes			
						Hobby	Kevin J.	School Risk Manager	No	5	5,797	28,414	20.4%	Yes			
						Clough	Ric	College Educator	No	5	5,666	28,414	19.9%	No			
						Braudo	Dawn	No Ballot Designation	No	5	2,843	28,414	10.0%	No			
		Capistrano Unified	1	Full	Brick	Jack	Retired Aerospace Director	No	2	63,259	123,237	51.3%	Yes				
						Kutnick	Erin	Businesswoman	No	2	59,978	123,237	48.7%	No			
				2	Full	Palazzo	Sue	Property Manager/Teacher	Yes	2	71,661	122,121	58.7%	Yes			
						Kooiman	Andrea	Community Volunteer	No	2	50,460	122,121	41.3%	No			
				3	Full	Winsten	Mike	Attorney/Independent Businessman	No	2	79,261	120,725	65.7%	Yes			
						Stiff	Duane	Incumbent	Yes	2	41,464	120,725	34.3%	No			
				5	Full	Maddox	Ken	School Boardmember/Businessman	Yes	2	65,989	118,044	55.9%	Yes			
						Miller	Gary V.	Retired Teacher	No	2	52,055	118,044	44.1%	No			
		Centralia Elementary		Full	Woodward	Christi	Parent	No	3	9,153	23,284	39.3%	Yes				
						Salts	Dennis	Governing Board Member, Centralia SD	Yes	3	8,244	23,284	35.4%	Yes			
						Doi	Shirley	Governing Board Member, Centralia SD	Yes	3	5,887	23,284	25.3%	No			

^RTo be elected if recall measure passes.

TABLE 2.1 VOTE TOTALS FOR SCHOOL DISTRICT BOARD CANDIDATES BY COUNTY AND ELECTION DATE, 2008

COUNTY	DATE	SCHOOL DISTRICT	DIS- TRICT/ SEAT	TERM OF OFFICE	CANDIDATE'S LAST NAME	CANDIDATE'S FIRST NAME	CANDIDATE'S BALLOT DESIGNATION	IN- CUM BENT	NUMBER OF CAN- DIDATES	VOTES FOR CAN- DIDATE	TOTAL VOTES CAST ¹	PER- CENT OF VOTE	ELECTED
ORANGE (continued)	11/4/2008	Coast Community College	2	Full	Patterson	Jerry	Governing Board Member, Coast CCD	Yes	2	160,023	202,134	79.2%	Yes
					Dovinh	Joseph	Language Consultant	No	2	42,111	202,134	20.8%	No
	11/4/2008	Coast Community College	3	Full	Prinsky	Lorraine	University Professor	No	3	91,048	205,676	44.3%	Yes
					Ruiz	Armando R.	Governing Board Member, Coast CCD	Yes	3	75,994	205,676	36.9%	No
					Apodaca	Don "Coach Doc"	Optometrist/Wrestling Coach	No	3	38,634	205,676	18.8%	No
			4	Full	Hornbuckle	Mary L.	Governing Board Member, Coast CCD	Yes	3	97,962	199,509	49.1%	Yes
					Boyd	David L.	University President	No	3	54,745	199,509	27.4%	No
					Pirch	Charlotte	Educator/Attorney	No	3	46,802	199,509	23.5%	No
			Garden Grove Unified	Full	Paulsen-Reed	Linda	Governing Board Mbr, Garden Grove USD	Yes	5	39,242	156,255	25.1%	Yes
					Nguyen-Lam	Kim-Oanh	Governing Board Mbr, Garden Grove USD	Yes	5	37,483	156,255	24.0%	Yes
					West	George	University Professor	No	5	36,229	156,255	23.2%	Yes
					Zamora	Linda	Family Business Owner	No	5	25,532	156,255	16.3%	No
					Nguyen	"John" Chuong	Telecommunication Engineer	No	5	17,769	156,255	11.4%	No
Huntington Beach City Elementary	Full	McGough	Catherine G.	Governing Bd Mbr, Huntington Beach City SD	Yes	3	20,255	50,031	40.5%	Yes			
		Rechsteiner	Brian	Governing Bd Mbr, Huntington Beach City SD	Yes	3	18,972	50,031	37.9%	Yes			
		Schaaf	Robert	Project Manager	No	3	10,804	50,031	21.6%	No			
Huntington Beach Union High	Full	Henry	Susan	Governing Bd Mbr, Huntington Beach UHSD	Yes	4	61,761	178,596	34.6%	Yes			
		Simons	Michael H.	Governing Bd Mbr, Huntington Beach UHSD	Yes	4	58,900	178,596	33.0%	Yes			
		Briscoe	John	Trustee, Ocean View SD of Orange County	No	4	32,600	178,596	18.3%	No			
		Segalla	Angelo	Mathematics Education Professor	No	4	25,335	178,596	14.2%	No			
La Habra City Elementary	Full	Rodriguez	Paul S.	Firefighter/Paramedic/Parent	No	4	8,785	23,071	38.1%	Yes			
		Hango	Susan M.	Governing Board Member, La Habra City SD	Yes	4	5,699	23,071	24.7%	Yes			
		Hecklau	Cindy Frisbie	Governing Board Member, La Habra City SD	Yes	4	5,052	23,071	21.9%	No			
		Jacobson	Kevin	Insurance Agent/Parent	No	4	3,535	23,071	15.3%	No			
Lowell Joint Elementary ⁵⁸	Full	Najera	James Anthony	High School Teacher	No	4	2,046	7,305	28.0%	Yes			
		Schambeck	Fred W.	Lowell Joint S. D., Governing Board Member	Yes	4	1,959	7,305	26.8%	Yes			
		Hinz	William A.	Small Business Owner	No	4	1,734	7,305	23.7%	No			
		Dunford	Gene N.	Appt Lowell Joint S.D., Governing Bd Mbr	Yes	4	1,566	7,305	21.4%	No			
North Orange County Community College ⁵⁹	4	Full	McClanahan	Molly	Governing Bd Mbr, North Orange Co CCD	Yes	3	162,776	232,429	70.0%	Yes		
			Crystal	Danarose	Journalist/Student	No	3	43,288	232,429	18.6%	No		
			Romero	Ross P.	Real Estate Agent	No	3	26,365	232,429	11.3%	No		

⁵⁸Multiple county school district. Results for Los Angeles county are reported separately.⁵⁹Multiple county school district. Results for Los Angeles county are reported separately.

TABLE 2.1 VOTE TOTALS FOR SCHOOL DISTRICT BOARD CANDIDATES BY COUNTY AND ELECTION DATE, 2008

COUNTY	DATE	SCHOOL DISTRICT	DIS-TRICT/ SEAT	TERM OF OFFICE	CANDIDATE'S LAST NAME	CANDIDATE'S FIRST NAME	CANDIDATE'S BALLOT DESIGNATION	IN- CUM BENT	NUMBER OF CAN- DIDATES	VOTES FOR CAN- DIDATE	TOTAL VOTES CAST ¹	PER- CENT OF VOTE	ELECTED		
ORANGE (continued)	11/4/2008	Orange Unified	3	Full	Deligianni	Alexia L.	Educator/Orange County Businesswoman	No	3	23,284	66,417	35.1%	Yes		
					Winant	Jerry	School Teacher/Administrator	No	3	22,229	66,417	33.5%	No		
					Hoffman	Florice	Business Owner/Attorney	No	3	20,904	66,417	31.5%	No		
			6	Full	Wayland	Mark D.	Retired Firefighter/Marine	No	2	38,325	67,822	56.5%	Yes		
					Barrios	Arianna P.	Business Owner/Parent	No	2	29,497	67,822	43.5%	No		
			Placentia-Yorba Linda Unified	Full	Miller	Judy "Miner"	Gov Bd Mbr, Placentia-Yorba Linda USD	Yes	5	37,377	135,634	27.6%	Yes		
		Downey			Carol	Gov Bd Mbr, Placentia-Yorba Linda USD	Yes	5	35,387	135,634	26.1%	Yes			
		Padget			Eric	Appt Gov Bd Mbr,Placentia-Yorba Linda USD	Yes	5	33,248	135,634	24.5%	Yes			
		Brunette			James "Jim"	Business Owner/Consultant	No	5	17,560	135,634	12.9%	No			
		Burch			Shawn	Information Technology Professional	No	5	12,062	135,634	8.9%	No			
		Rancho Santiago Community College			1	Full	Chapel	David	Governing Bd Mbr, Rancho Santiago CCD	Yes	5	74,757	272,110	27.5%	Yes
			Conley	Brian E.			Governing Bd Mbr, Rancho Santiago CCD	Yes	5	68,506	272,110	25.2%	No		
			McLoughlin	Mark			School Commissioner/Businessman	No	5	55,575	272,110	20.4%	No		
			Verino	Lynette Marie			Analyst/City Commissioner	No	5	43,624	272,110	16.0%	No		
			Pham	Nam M.			Santa Ana Library Boardmember	No	5	29,648	272,110	10.9%	No		
			3	Full	Woolery	Lisa	Governing Bd Mbr, Rancho Santiago CCD	Yes	3	83,319	120,960	68.9%	Yes		
					Mendez	Rene N .	Computer Analyst	No	3	21,553	120,960	17.8%	No		
					Lomeli	Arturo Jose	Dentist/City Commissioner	No	3	16,088	120,960	13.3%	No		
					Saddleback Valley Unified	Full	Swartz	Suzie R.	Governing Bd Mbr, Saddleback Valley USD	Yes	4	52,484	167,973	31.2%	Yes
							Sedgwick	Don	Governing Bd Mbr, Saddleback Valley USD	Yes	4	50,708	167,973	30.2%	Yes
		Aitkens	Ginny Fay	Governing Bd Mbr, Saddleback Valley USD			Yes	4	44,755	167,973	26.6%	Yes			
		Quisenberry	Joel	Computer Consultant			No	4	20,026	167,973	11.9%	No			
		Santa Ana Unified	Full	Richardson	Rob	Governing Board Member, Santa Ana USD	Yes	9	16,101	92,453	17.4%	Yes			
				Hernandez	Jose Alfredo	Appt Governing Bd Mbr, Santa Ana USD	Yes	9	14,386	92,453	15.6%	Yes			
				Reyna	Roman	Youth Program Director	No	9	10,889	92,453	11.8%	Yes			
				Amezcuca	Valerie	Parent/City Commissioner	No	9	10,814	92,453	11.7%	No			
				Aguinaga	Cecilia	School Police Coordinator	No	9	8,471	92,453	9.2%	No			
				Alvarado	Gloria	Recreation Program Coordinator	No	9	8,175	92,453	8.8%	No			
Barraza	Gregory			College Professor	No	9	8,073	92,453	8.7%	No					
Ibarra	Irene			Business Owner	No	9	7,899	92,453	8.5%	No					
Gonzalez	Mike			Business Owner/Instructor	No	9	7,645	92,453	8.3%	No					

TABLE 2.1 VOTE TOTALS FOR SCHOOL DISTRICT BOARD CANDIDATES BY COUNTY AND ELECTION DATE, 2008

COUNTY	DATE	SCHOOL DISTRICT	DIS- TRICT/ SEAT	TERM OF OFFICE	CANDIDATE'S LAST NAME	CANDIDATE'S FIRST NAME	CANDIDATE'S BALLOT DESIGNATION	IN- CUM BENT	NUMBER OF CAN- DIDATES	VOTES FOR CAN- DIDATE	TOTAL VOTES CAST ¹	PER- CENT OF VOTE	ELECTED
ORANGE (continued)	11/4/2008	South Orange County Community College	1	Full	Lang	David B.	Trustee, South Orange County CCD	Yes	2	154,516	294,395	52.5%	Yes
					Inmon	Carolyn	Retired College Professor	No	2	139,879	294,395	47.5%	No
			3	Full	Jay	William "Bill"	Governing Bd Mbr, South Orange Co CCD	Yes	2	181,885	290,902	62.5%	Yes
					Greer	Arlene	Businesswoman	No	2	109,017	290,902	37.5%	No
			6	Full	Fuentes	Thomas A. "Tom"	Trustee, South Orange County CCD	Yes	2	168,530	295,466	57.0%	Yes
					Bliss	Bob	Retired College Professor	No	2	126,936	295,466	43.0%	No
		7	Full	Williams	John S.	Trustee, South Orange County CCD	Yes	3	171,950	286,604	60.0%	Yes	
				Christensen	Carl	Retired Educator	No	3	76,342	286,604	26.6%	No	
				Entezampour	Mo	College Professor/Administrator	No	3	38,312	286,604	13.4%	No	
		Tustin Unified	Full	Bullard	Tammie	Governing Board Member, Tustin USD	Yes	5	23,477	90,188	26.0%	Yes	
				Laird	James H.	Governing Board Member, Tustin USD	Yes	5	22,947	90,188	25.4%	Yes	
				Pace Scinto	Francine	Governing Board Member, Tustin USD	Yes	5	21,888	90,188	24.3%	Yes	
				Leason	Kim Anthony	Business Manager	No	5	11,439	90,188	12.7%	No	
				Sallaway	Philip "Dos Reyes"	Businessman	No	5	10,437	90,188	11.6%	No	
		Westminster Elementary	Full	Contreras	Sergio	Governing Board Member, Westminster SD	Yes	6	14,793	40,342	36.7%	Yes	
				Purcell	Jo-Ann	Governing Board Member, Westminster SD	Yes	6	12,133	40,342	30.1%	Yes	
				Tran	Frank	Registered Civil Engineer	No	6	6,160	40,342	15.3%	No	
				Nguyen	Linh	Engineer	No	6	4,219	40,342	10.5%	No	
				Nguyen	Ethan	Community Outreach Specialist	No	6	2,157	40,342	5.3%	No	
				Nguyen	Nghia	Retired	No	6	880	40,342	2.2%	No	
PLACER	11/4/2008	Auburn Union Elementary	Full	Weaver	Steven D.	Local Businessman/Parent	Yes	4	6,659	20,165	33.0%	Yes	
				Beasley	Linda	Incumbent	Yes	4	6,329	20,165	31.4%	Yes	
				Nittler	Ken	Engineer/Businessman	No	4	5,211	20,165	25.8%	No	
				Berlant	Daniel	Media Spokesman	No	4	1,876	20,165	9.3%	No	
		Center Joint Unified ⁶⁰	Full	Friedman	Matthew L.	Governing Board Member, Center USD	Yes	3	169	415	40.7%	Yes	
				Anderson	Nancy	Appointed Incumbent	Yes	3	157	415	37.8%	Yes	
				Wong	Gail	Electronic Technician	No	3	88	415	21.2%	No	
		Colfax Elementary	Full	Heim	Michelle Jackie	Incumbent	Yes	3	1,053	2,866	36.7%	Yes	
				Armstrong	Carmen M.	Retired Educator	Yes	3	1,015	2,866	35.4%	Yes	
				Bailey	Suzie C.	No Ballot Designation	No	3	780	2,866	27.2%	No	

⁶⁰Multiple county school district. Results for Placer county are reported separately.

TABLE 2.1 VOTE TOTALS FOR SCHOOL DISTRICT BOARD CANDIDATES BY COUNTY AND ELECTION DATE, 2008

COUNTY	DATE	SCHOOL DISTRICT	DIS-TRICT/ SEAT	TERM OF OFFICE	CANDIDATE'S LAST NAME	CANDIDATE'S FIRST NAME	CANDIDATE'S BALLOT DESIGNATION	IN- CUM- BENT	NUMBER OF CAN- DIDATES	VOTES FOR CAN- DIDATE	TOTAL VOTES CAST ¹	PER- CENT OF VOTE	ELECTED
PLACER (continued)	11/4/2008	Dry Creek Joint Elementary ⁶¹		Full	Otsuka	Scott B.	Parent/Business Owner	Yes	5	4,897	18,608	26.3%	Yes
					Randall	Jeff	Middle School Teacher	Yes	5	4,406	18,608	23.7%	Yes
					Stillman	Barry D.	Incumbent	No	5	3,952	18,608	21.2%	No
					Prather	Monica	Mother	No	5	3,224	18,608	17.3%	No
					Kunmann	Bob	Advertising Sales Manager	No	5	2,073	18,608	11.1%	No
		Eureka Union Elementary	Full	Jones	Ryan R.	USAF Reservist/Attorney	Yes	5	5,158	18,034	28.6%	Yes	
				Greiss	Kristie	Medical Ultrasonographer	Yes	5	4,401	18,034	24.4%	Yes	
				Teed-Bose	Eric J.	Businessman	No	5	4,317	18,034	23.9%	No	
				Sanchez	Eric John	No Ballot Designation	No	5	2,566	18,034	14.2%	No	
				Hoslett	Robert Bruce	No Ballot Designation	No	5	1,536	18,034	8.5%	No	
		Placer County Office of Education ⁶²	1	Full	Brodnik	Tami A.	Community Volunteer	Yes	2	19,810	36,845	53.8%	Yes
					Hinkle	Gordon James	Deputy Press Secretary	No	2	16,863	36,845	45.8%	No
			3	Full	Gnile	Scott	Incumbent	Yes	2	19,799	37,589	52.7%	Yes
					Jorgensen	Warren L.	Disability Services Analyst	No	2	17,600	37,589	46.8%	No
			4	Full	Hart	Pam Robie	Business Analyst	No	2	11,765	21,684	54.3%	No
					Brophy	Don	Incumbent	Yes	2	9,820	21,684	45.3%	Yes
			5	Full	Oliver	Lynn M.	Appointed Incumbent	Yes	2	5,678	10,168	55.8%	Yes
					Murphy	Ryan	Businessman	No	2	4,448	10,168	43.7%	No
			Placer Hills Union Elementary	Short	Gunderson	Cynthia J.	Education Consultant	Yes	2	3,626	6,275	57.8%	Yes
					Tatnall	William A.	Business Owner/Accountant	No	2	2,628	6,275	41.9%	No
		Placer Union High	5	Full	Geary	Kathleen B.	Incumbent	Yes	2	18,193	34,883	52.2%	Yes
					Stafford	Michael J.	Businessman	No	2	16,562	34,883	47.5%	No
		Rocklin Unified	Full	Maben	Camille	Board Member	Yes	3	10,949	31,470	34.8%	Yes	
				Daley	Greg	Incumbent	Yes	3	10,457	31,470	33.2%	Yes	
				Agostini	Michael	Music School Principal	No	3	9,904	31,470	31.5%	No	
		Roseville City Elementary	Full	Goto	Susan T.	Incumbent	Yes	3	14,838	41,476	35.8%	Yes	
				Miller	Gary	Teacher	Yes	3	14,305	41,476	34.5%	Yes	
Hirata	Stanford G.			Appointed Incumbent	No	3	12,181	41,476	29.4%	No			
Short	McFadden		Brett W.	Appointed Incumbent	Yes	2	13,162	26,278	50.1%	Yes			
	Leavitt		Scott	Retired Police Officer	No	2	13,028	26,278	49.6%	No			

⁶¹Multiple county school district. Results for Sacramento county are reported separately.

⁶²Multiple county school district. Results for El Dorado, Nevada, and Sacramento counties are reported separately.

TABLE 2.1 VOTE TOTALS FOR SCHOOL DISTRICT BOARD CANDIDATES BY COUNTY AND ELECTION DATE, 2008

COUNTY	DATE	SCHOOL DISTRICT	DIS- TRICT/ SEAT	TERM OF OFFICE	CANDIDATE'S LAST NAME	CANDIDATE'S FIRST NAME	CANDIDATE'S BALLOT DESIGNATION	IN- CUM- BENT	NUMBER OF CAN- DIDATES	VOTES FOR CAN- DIDATE	TOTAL VOTES CAST ¹	PER- CENT OF VOTE	ELECTED
PLACER (continued)	11/4/2008	Roseville Joint Union High ⁶³		Full	Stauss	Paige K.	Incumbent	Yes	4	30,912	108,023	28.6%	Yes
					Pinney	R. Jan	Incumbent	Yes	4	30,270	108,023	28.0%	Yes
					Genzlinger	Garry L.	Incumbent	Yes	4	29,938	108,023	27.7%	Yes
					Roberson	Wayne D.	Retail Manager	No	4	16,378	108,023	15.2%	No
					Huber	Scott E.	Appointed Incumbent	Yes	2	30,758	47,513	64.7%	Yes
					Kong	Anthony K.	Physician	No	2	16,580	47,513	34.9%	No
		Sierra Joint Community College ⁶⁴	4	Full	Rowen	Elaine	Retired Schools Superintendent	Yes	2	68,352	124,322	55.0%	No
					Cota	Dennis Michael	Small Businessman/Educator	No	2	55,509	124,322	44.6%	Yes
			7	Full	Klein	Aaron	Sierra College Trustee	Yes	2	66,352	124,003	53.5%	Yes
					Vodonick	John	Businessman/Attorney/Student	No	2	57,111	124,003	46.1%	No
		Tahoe-Truckee Unified ⁶⁵	2	Full	Livak	Kirsten	Clinical Social Worker	No	2	3,031	4,784	63.4%	Yes
					Folsom	Monty S.	Incumbent	Yes	2	1,734	4,784	36.2%	No
			4	Short	Mohun	Lisa	Registered Nurse	No	2	2,795	4,715	59.3%	Yes
					Gisko	Nancy	Appointed Incumbent	Yes	2	1,902	4,715	40.3%	No
PLUMAS	11/4/2008	Feather River College	3	Full	Sheehan	John	Incumbent	Yes	2	6,544	9,337	70.1%	Yes
					Cokor	Dennis M.	Self Employed/Student	No	2	2,766	9,337	29.6%	No
		Plumas Unified	4	Full	Shero	Mary Batson	Parent/Substitute Teacher	No	2	5,252	9,305	56.4%	Yes
					Kusel	Jonathan P.	Incumbent	Yes	2	4,027	9,305	43.3%	No
		Sierra-Plumas Joint Unified ⁶⁶	3	Full	York	Todd	Rancher	No	2	120	233	51.5%	Yes
					Driscoll	Timothy	Appointed Incumbent	No	2	109	233	46.8%	No
RIVERSIDE	6/3/2008	Riverside County Office of Education	3	Full	Conyers	Lisa	Incumbent	Yes	2	10,087	18,009	56.0%	Yes
					Cross	Gwendolyn M.	Retired School Employee	No	2	7,922	18,009	44.0%	No
	11/4/2008	Beaumont Unified ⁶⁷	Full	Greenwood	Bill	Incumbent	Yes	5	5,146	22,007	23.4%	Yes	
				Orozco	Mark A.	Teacher	No	5	4,821	22,007	21.9%	Yes	
				Brancato	Tony T.	Retired Teacher	No	5	4,607	22,007	20.9%	No	
				Pistilli	Matthew Francis	Landscape Contractor	Yes	5	4,009	22,007	18.2%	No	
				Curtis	Raymond H.	Retired Administrator	No	5	3,424	22,007	15.6%	No	

⁶³Multiple county school district. Results for Sacramento county are reported separately.⁶⁴Multiple county school district. Results for El Dorado, Nevada, and Sacramento counties are reported separately.⁶⁵Multiple county school district. Results for El Dorado and Nevada counties are reported separately.⁶⁶Multiple county school district. Results for Sierra county are reported separately.⁶⁷Multiple county school district. Results for San Bernardino county are reported separately.

TABLE 2.1 VOTE TOTALS FOR SCHOOL DISTRICT BOARD CANDIDATES BY COUNTY AND ELECTION DATE, 2008

COUNTY	DATE	SCHOOL DISTRICT	DIS-TRICT/ SEAT	TERM OF OFFICE	CANDIDATE'S LAST NAME	CANDIDATE'S FIRST NAME	CANDIDATE'S BALLOT DESIGNATION	IN- CUM- BENT	NUMBER OF CAN- DIDATES	VOTES FOR CAN- DIDATE	TOTAL VOTES CAST ¹	PER- CENT OF VOTE	ELECTED	
RIVERSIDE (continued)	11/4/2008	Coachella Valley Unified ⁶⁸	1	Full	Martinez	Manuel Jarvis	Science Teacher	No	2	5,163	9,399	54.9%	Yes	
					De La Cruz	Anastacio	Educator/Government Employee	No	2	4,236	9,399	45.1%	No	
			2	Full	Murillo, Jr.	Joseph	Incumbent	Yes	2	5,943	9,314	63.8%	Yes	
					Wells	Mike	Businessman	No	2	3,371	9,314	36.2%	No	
			3	Full	Rodriguez	Anna V.	Incumbent	Yes	2	6,025	9,086	66.3%	Yes	
					Velarde	Joe	No Ballot Designation	No	2	3,061	9,086	33.7%	No	
			4	Full	Machuca	Maria G.	Community Services Administrator	No	2	5,650	9,056	62.4%	Yes	
					Rios	Maria Elvia	Supervisor	Yes	2	3,406	9,056	37.6%	No	
		Colton Joint Unified ⁶⁹	1	Full	Russell	Paul	Retired Educator	No	3	97	227	42.7%	No	
					Haro	Patricia	Merchandise Consultant	No	3	74	227	32.6%	Yes	
					Hoover	Mark	School Board Member	Yes	3	56	227	24.7%	No	
				3	Full	Housley	Todd	Project Manager	No	2	123	212	58.0%	No
						Taylor	Kent Hernandez	School Board Member	Yes	2	89	212	42.0%	Yes
		Corona-Norco Unified		Full	Lalas	Jose	Professor/Teacher/Educator	No	6	31,831	137,731	23.1%	Yes	
					Sciortino	Cathy L.	Incumbent	Yes	6	28,891	137,731	21.0%	Yes	
					Skipworth	Michell	Parent/Municipal Employee	No	6	22,877	137,731	16.6%	Yes	
					Scott	Pat	Incumbent	Yes	6	19,229	137,731	14.0%	No	
					Little	Maggie E.	Incumbent	Yes	6	18,767	137,731	13.6%	No	
					Newberry	Bill	Businessman	No	6	16,136	137,731	11.7%	No	
		Desert Community College ⁷⁰	2	Full	Hayden	Charles "Chuck"	Incumbent	Yes	2	64,913	104,815	61.9%	Yes	
					Miller	Paul E.	Pastor	No	2	39,902	104,815	38.1%	No	
				3	Full	Miller	Merle C. "Bud"	Incumbent	Yes	2	60,700	97,718	62.1%	Yes
						Martin	Everett Richard	State Parole Agent	No	2	37,018	97,718	37.9%	No
				5	Full	Stefan	Bonnie	Incumbent	Yes	2	62,337	97,865	63.7%	Yes
						Nuñez	Roger V.	Riverside County Employee	No	2	35,528	97,865	36.3%	No
		Desert Sands Unified		Full	Monica	Matt	Incumbent	Yes	4	29,322	107,172	27.4%	Yes	
					Koedyker	Jim	School Principal	No	4	27,375	107,172	25.5%	Yes	
					Tomak	Gary	Incumbent	Yes	4	25,275	107,172	23.6%	Yes	
					Mendoza	John	Educator	No	4	25,200	107,172	23.5%	No	

⁶⁸Multiple county school district. Results for Imperial county are reported separately.

⁶⁹Multiple county school district. Results for San Bernardino county are reported separately.

⁷⁰Multiple county school district. Results for Imperial county are reported separately.

TABLE 2.1 VOTE TOTALS FOR SCHOOL DISTRICT BOARD CANDIDATES BY COUNTY AND ELECTION DATE, 2008

COUNTY	DATE	SCHOOL DISTRICT	DIS- TRICT/ SEAT	TERM OF OFFICE	CANDIDATE'S LAST NAME	CANDIDATE'S FIRST NAME	CANDIDATE'S BALLOT DESIGNATION	IN- CUM BENT	NUMBER OF CAN- DIDATES	VOTES FOR CAN- DIDATE	TOTAL VOTES CAST ¹	PER- CENT OF VOTE	ELECTED
RIVERSIDE (continued)	11/4/2008	Desert Sands Unified		Short	Griffith	Donald B.	Appointed Incumbent	Yes	3	18,819	47,268	39.8%	Yes
					Martin	Sonja M. L.	Educator	No	3	18,630	47,268	39.4%	No
Crippen	Dale M.				Retired Educator	No	3	9,819	47,268	20.8%	No		
		Hemet Unified	3	Full	De Forest	Lisa	Doctor/Associate Professor	No	9	19,417	97,683	19.9%	Yes
	Forst				Marilyn	Retired Teacher/Businesswoman	No	9	17,513	97,683	17.9%	Yes	
	Jones				Charlotte	Business Owner	Yes	9	13,749	97,683	14.1%	Yes	
	Breyer				Ron	Retired Educator	No	9	13,553	97,683	13.9%	No	
	Phillips				Ruth Ann	Elementary School Teacher	No	9	10,047	97,683	10.3%	No	
	Cottrell				Sid	Retired Administrator	No	9	7,052	97,683	7.2%	No	
	Wood				Harold Robert	Retired Maintenance Supervisor	No	9	5,922	97,683	6.1%	No	
	Fields				Kathryn Leigh	Sheriff's Service Officer	No	9	5,812	97,683	5.9%	No	
	Peters				David W.	Incumbent	Yes	9	4,618	97,683	4.7%	No	
		Jurupa Unified	2	Full	Schmidt	Sheryl	Special Education Teacher	No	2	12,567	19,200	65.5%	Yes
	McMahon				Tracy	Community Volunteer	No	2	6,633	19,200	34.5%	No	
			4	Full	Considine	Noreen	Retired Navy Officer	No	2	9,872	19,075	51.8%	Yes
	Harris				Carl E.	Board President	Yes	2	9,203	19,075	48.2%	No	
		Lake Elsinore Unified		Full	Scott	Susan E.	Middle School Principal	No	5	16,285	47,145	34.5%	Yes
	Corral				Jeanie B.	Incumbent	Yes	5	9,498	47,145	20.1%	Yes	
	Cullors				Tina	Director of Facilities	No	5	9,213	47,145	19.5%	No	
	Gray				Jon	Incumbent	Yes	5	7,200	47,145	15.3%	No	
	Aragon, III				Max	Educator/Business Owner	No	5	4,949	47,145	10.5%	No	
		Menifee Union Elementary		Full	Freeman	Randall T.	Elementary School Teacher	No	6	9,815	48,325	20.3%	Yes
	Ulibarri				Ron "Mr. U"	Retired Teacher	No	6	9,528	48,325	19.7%	Yes	
	Bowman				Jerry	Educational Consultant	Yes	6	8,701	48,325	18.0%	Yes	
	Giardinelli				Victor	Incumbent	Yes	6	8,500	48,325	17.6%	No	
	Irey				Pheoba A.	Incumbent	Yes	6	8,237	48,325	17.0%	No	
	Vitug				Manolito V.	Retired Banker/Educator	No	6	3,544	48,325	7.3%	No	
		Moreno Valley Unified		Full	Vackar	Tracey B.	Teacher/School Administrator	No	6	19,635	58,835	33.4%	Yes
	Sayre				Rick	Incumbent	Yes	6	12,783	58,835	21.7%	Yes	
	Sanchez				Francisco	Benefits Counselor	No	6	8,189	58,835	13.9%	No	
	Marquez				David	Businessman	No	6	7,563	58,835	12.9%	No	
	Jempson				D. Ladonna	Human Resources Manager	No	6	5,727	58,835	9.7%	No	
	Schoelles				George F.	Local Business President	No	6	4,938	58,835	8.4%	No	

TABLE 2.1 VOTE TOTALS FOR SCHOOL DISTRICT BOARD CANDIDATES BY COUNTY AND ELECTION DATE, 2008

COUNTY	DATE	SCHOOL DISTRICT	DIS-TRICT/ SEAT	TERM OF OFFICE	CANDIDATE'S LAST NAME	CANDIDATE'S FIRST NAME	CANDIDATE'S BALLOT DESIGNATION	IN- CUM- BENT	NUMBER OF CAN- DIDATES	VOTES FOR CAN- DIDATE	TOTAL VOTES CAST ¹	PER- CENT OF VOTE	ELECTED
RIVERSIDE (continued)	11/4/2008	Nuview Union Elementary		Full	Upton	Christine	Retired Teacher	No	5	1,428	4,458	32.0%	Yes
					Thompson	Tommy	Public Affairs Manager	No	5	1,063	4,458	23.8%	Yes
					McCabe	David Shawn	Professor of Education	No	5	874	4,458	19.6%	No
					Dennis	Bruce	Incumbent	Yes	5	585	4,458	13.1%	No
					Shott	Diane E.	Community Volunteer	No	5	508	4,458	11.4%	No
		Palm Springs Unified	Full	Clapp	Richard	Teacher/Administrator	No	4	22,863	67,436	33.9%	Yes	
				Stewart	Shari	Incumbent	Yes	4	21,489	67,436	31.9%	Yes	
				Rodriguez	Greg	Parent/Non-Profit Consultant	No	4	15,478	67,436	23.0%	Yes	
				Lewallen	PJ.	Parent	No	4	7,606	67,436	11.3%	Yes	
		Riverside Community College	Full	Figueroa	Mary	Community College Trustee	Yes	8	94,791	343,416	27.6%	Yes	
				Takano	Mark A.	Teacher/College Trustee	Yes	8	89,449	343,416	26.0%	Yes	
				Davis	Samuel	Teacher/Educator	No	8	52,915	343,416	15.4%	No	
				Anderson	Delorise	Teacher	No	8	47,998	343,416	14.0%	No	
				Francis	Yvette	Accountant	No	8	21,710	343,416	6.3%	No	
				Bowen	Casey Michael	Manager	No	8	12,572	343,416	3.7%	No	
				Terrell	Daryl	Political Consultant	No	8	12,532	343,416	3.6%	No	
		San Bernardino Community College ⁷¹	Full	Longville	John	College Government Teacher	No	8	1,161	5,988	19.4%	Yes	
				Lockwood, Jr.	Carleton W.	Incumbent	Yes	8	955	5,988	15.9%	Yes	
				Futch	John M.	Retired Education Administrator	No	8	821	5,988	13.7%	Yes	
				Beeman	Charles "Chuck"	Incumbent	Yes	8	747	5,988	12.5%	No	
				Gresham	Allen B.	Incumbent	Yes	8	747	5,988	12.5%	No	
				Vizcaino	Jess	High School Teacher	No	8	622	5,988	10.4%	Yes	
				Boyle	Richard David	Author/Professor/Screenwriter	No	8	519	5,988	8.7%	No	
				Boyle	Eufracia "Precy"	Preschool Teacher/Author	No	8	416	5,988	6.9%	No	
		San Bernardino County Office of Education ⁷²	E	Full	Ritchie	Alen	Retired Teacher	No	3	1,435	2,165	66.3%	Yes
					Issac	Amos	Educator/Sociologist	No	3	427	2,165	19.7%	No
					Ceniceros	Randall	Pharmaceutical Distribution Supervisor	No	3	303	2,165	14.0%	No
		San Jacinto Unified	Full	Ayers	Nancy	Incumbent	Yes	4	6,640	19,216	34.6%	Yes	
Norman	John I.			Incumbent	Yes	4	4,444	19,216	23.1%	Yes			
Hamilton	Willie			Incumbent	Yes	4	4,385	19,216	22.8%	Yes			
Castro	Eloy			Educator	No	4	3,747	19,216	19.5%	No			

⁷¹Multiple county school district. Results for San Bernardino county are reported separately.

⁷²Multiple county school district. Results for San Bernardino county are reported separately.

TABLE 2.1 VOTE TOTALS FOR SCHOOL DISTRICT BOARD CANDIDATES BY COUNTY AND ELECTION DATE, 2008

COUNTY	DATE	SCHOOL DISTRICT	DIS- TRICT/ SEAT	TERM OF OFFICE	CANDIDATE'S LAST NAME	CANDIDATE'S FIRST NAME	CANDIDATE'S BALLOT DESIGNATION	IN- CUM BENT	NUMBER OF CAN- DIDATES	VOTES FOR CAN- DIDATE	TOTAL VOTES CAST ¹	PER- CENT OF VOTE	ELECTED	
RIVERSIDE (continued)	11/4/2008	Temecula Valley Unified		Full	Rutz-Robbins	Kristi	University Educator	No	10	14,282	63,607	22.5%	Yes	
					Pulsipher	D. Allen	Oral Surgeon	No	10	12,415	63,607	19.5%	Yes	
					Hill	Kevin S.	K-12 Teacher	No	10	10,195	63,607	16.0%	No	
					Campbell	Chuck	Business Consultant	No	10	8,300	63,607	13.0%	No	
					Vialpando	Dave	Peace Officer/Educator	No	10	5,105	63,607	8.0%	No	
					Cast	Doug	Dentist	No	10	3,360	63,607	5.3%	No	
					Lynch	Richard "Rick"	Bus Driver/Instructor	No	10	3,019	63,607	4.7%	No	
					Katan	Robert "Mark"	Retail Manager	No	10	2,766	63,607	4.3%	No	
					Wetteland	John	Control Systems Engineer	No	10	2,347	63,607	3.7%	No	
	Perry	Kent	Business Applications Analyst	No	10	1,818	63,607	2.9%	No					
	Val Verde Unified				Full	De Leon	Fredy R.	Teacher/Educator	No	4	6,766	20,146	33.6%	Yes
						Guzman	Stacey L.	Incumbent	Yes	4	5,634	20,146	28.0%	Yes
						McGee	Renonah Onate	Community Volunteer	No	4	4,188	20,146	20.8%	No
						McAnlis	JoAnna S.	Incumbent	Yes	4	3,558	20,146	17.7%	No
	Yucaipa-Calimesa Joint Unified ⁷³				Full	Taylor	Jim	Retired Educator	No	5	1,444	4,703	30.7%	Yes
						Christie	Chuck	Public Administration Professor	No	5	1,100	4,703	23.4%	Yes
						Smith	Jane D.	Retired Educator	No	5	1,084	4,703	23.0%	Yes
						Matlock	Andrew	Media Consultant	No	5	798	4,703	17.0%	No
						Gonzalez	Shana	No Ballot Designation	No	5	277	4,703	5.9%	No
SACRAMENTO	6/3/2008	Sacramento County Office of Education		Full	Geeting	Greg	Parent/Education Administrator	Yes	2	13,198	26,316	50.2%	Yes	
					Garcia	Leticia	Senate Legislative Consultant	No	2	12,988	26,316	49.4%	No	
	11/4/2008	Arcohe Union Elementary			Full	Neider	Michele R.	Small Business Owner	Yes	4	640	2,272	28.2%	Yes
						Smith	W. Scott	Financial Advisor/Parent	Yes	4	588	2,272	25.9%	Yes
						Stone	Nikki	Mother	No	4	587	2,272	25.8%	No
						Knezovich	James B.	Parent/Attorney	No	4	442	2,272	19.5%	No
	Center Joint Unified ⁷⁴				Full	Friedman	Matthew L. "Matt"	Governing Board Member, Center USD	Yes	3	3,566	8,694	41.0%	Yes
						Anderson	Nancy	Appointed Incumbent	Yes	3	2,959	8,694	34.0%	Yes
						Wong	Gail	Electronic Technician	No	3	2,104	8,694	24.2%	No

⁷³Multiple county school district. Results for San Bernardino county are reported separately.⁷⁴Multiple county school district. Results for Placer county are reported separately.

TABLE 2.1 VOTE TOTALS FOR SCHOOL DISTRICT BOARD CANDIDATES BY COUNTY AND ELECTION DATE, 2008

COUNTY	DATE	SCHOOL DISTRICT	DIS-TRICT/ SEAT	TERM OF OFFICE	CANDIDATE'S LAST NAME	CANDIDATE'S FIRST NAME	CANDIDATE'S BALLOT DESIGNATION	IN- CUM- BENT	NUMBER OF CAN- DIDATES	VOTES FOR CAN- DIDATE	TOTAL VOTES CAST ¹	PER- CENT OF VOTE	ELECTED
SACRAMENTO (continued)	11/4/2008	Dry Creek Joint Elementary ⁷⁵		Full	Randall	Jeff	Middle School Teacher	Yes	5	2,236	7,191	31.1%	Yes
					Otsuka	Scott B.	Parent/Business Owner	Yes	5	1,755	7,191	24.4%	Yes
					Prather	Monica	Mother	No	5	1,349	7,191	18.8%	No
					Stillman	Barry D.	Incumbent	Yes	5	1,086	7,191	15.1%	No
					Kunmann	Bob	Advertising Sales Manager	No	5	720	7,191	10.0%	No
		Elk Grove Unified	1	Full	Lugg, Jr.	William H.	School Board Member	Yes	2	55,154	80,092	68.9%	Yes
					Danler	Todd	Delivery Driver	No	2	24,529	80,092	30.6%	No
		Folsom-Cordova Unified		Full	Reinking	Joanne	School Volunteer Coordinator	Yes	8	12,571	59,757	21.0%	Yes
					Stanley	Teresa A.	Incumbent	Yes	8	12,374	59,757	20.7%	Yes
					Mayer	Conrade C.	Business Owner/Parent	No	8	10,380	59,757	17.4%	No
					Maggio	Marilyn	Special Education Consultant	No	8	7,431	59,757	12.4%	No
					Cheng	Daniel	Certified Financial Planner	No	8	4,803	59,757	8.0%	No
					Abdo	Dyarl E.	Retired Military	No	8	4,332	59,757	7.2%	No
					Kalagara	Kumar	Manager/Parent	No	8	4,141	59,757	6.9%	No
		Galt Joint Union Elementary ⁷⁶		Full	Gordon	John	School Facilities Analyst	Yes	5	3,000	11,750	25.5%	Yes
					Richardson	Susan	Incumbent	Yes	5	2,924	11,750	24.9%	Yes
					Hatzenbuhler	Ervin	Incumbent	Yes	5	2,100	11,750	17.9%	No
					Vanderkar	Doug	Transit Manager	No	5	2,007	11,750	17.1%	No
					Anstess	Tami	Trade Show Coordinator	No	5	1,679	11,750	14.3%	No
		Galt Joint Union High ⁷⁷		Full	Amos	Kathleen S.	Family Law Attorney	Yes	4	4,071	13,617	29.9%	Yes
					Kitamura	Diann	Educational Executive Director	Yes	4	3,926	13,617	28.8%	Yes
					Pearson	Norman	Incumbent	Yes	4	2,976	13,617	21.9%	No
					Goethel	Connie	Community Volunteer	No	4	2,593	13,617	19.0%	No
				Short	Richardson	Dennis	Retired Criminal Investigator	Yes	2	5,008	8,061	62.1%	Yes
			Prouty	Robert "Gus"	Appointed Incumbent	No	2	3,018	8,061	37.4%	No		

⁷⁵Multiple county school district. Results for Placer county are reported separately.

⁷⁶Multiple county school district. Results for San Joaquin county are reported separately.

⁷⁷Multiple county school district. Results for San Joaquin county are reported separately.

TABLE 2.1 VOTE TOTALS FOR SCHOOL DISTRICT BOARD CANDIDATES BY COUNTY AND ELECTION DATE, 2008

COUNTY	DATE	SCHOOL DISTRICT	DIS- TRICT/ SEAT	TERM OF OFFICE	CANDIDATE'S LAST NAME	CANDIDATE'S FIRST NAME	CANDIDATE'S BALLOT DESIGNATION	IN- CUM BENT	NUMBER OF CAN- DIDATES	VOTES FOR CAN- DIDATE	TOTAL VOTES CAST ¹	PER- CENT OF VOTE	ELECTED			
SACRAMENTO (continued)	11/4/2008	Los Rios Community College ⁷⁸	3	Full	Cochran	Terry	Small Businessman	Yes	2	15,321	26,140	58.6%	Yes			
					Braun	Todd	Small Business Owner	No	2	10,610	26,140	40.6%	No			
Natomas Unified			5	Full	Haynes	Pam	Incumbent	Yes	5	20,675	49,359	41.9%	Yes			
					Thomas	Sharon Owens	Teacher	No	5	18,418	49,359	37.3%	No			
					Kraus	Tom	Retired Healthcare Executive	No	5	4,487	49,359	9.1%	No			
					Finn	Peter	Network Administrator	No	5	3,436	49,359	7.0%	No			
					Tedesco	Chris	Video Production Manager	No	5	2,029	49,359	4.1%	No			
					7	Full	Albiani	Katherine "Kay"	Trustee, Los Rios CCD	Yes	4	40,621	69,275	58.6%	Yes	
							Taylor	John D.	College Professor	No	4	15,250	69,275	22.0%	No	
							Miller	Steve Edward	Retired Businessman	No	4	6,932	69,275	10.0%	No	
							Nelson	Bruce	Business Owner	No	4	6,207	69,275	9.0%	No	
					Placer County Office of Education ⁷⁹	1	Full	Heredia	Susan M.	Governing Board Member, Natomas USD	Yes	6	10,639	36,301	29.3%	Yes
								Roberts	Bruce	Parent/Civil Engineer	Yes	6	8,491	36,301	23.4%	Yes
								Tran	Jules A.	Parent/Businessman	Yes	6	5,622	36,301	15.5%	Yes
								Adams	Patricia A.	State Compliance Representative	No	6	4,225	36,301	11.6%	No
Cardenas	Briza Trujillo	Daycare Business Owner	No	6				3,697	36,301	10.2%	No					
Cohen	Fredrick S. "Rick"	Family Law Attorney	No	6				3,487	36,301	9.6%	No					
Robla Elementary	Full	Howard	Kim A.	Incumbent	Yes	3	1,972	4,779	41.3%	Yes						
		Mayr	Michael C.	Retired Engineer	Yes	3	1,963	4,779	41.1%	Yes						
		Provost	Roneca R.	Incumbent	Yes	3	803	4,779	16.8%	No						
Roseville Joint Union High ⁸⁰	Full	Stauss	Paige K.	Incumbent	Yes	4	2,541	8,526	29.8%	Yes						
		Roberson	Wayne D.	Retail Manager	No	4	2,024	8,526	23.7%	No						
		Pinney	R. Jan	Incumbent	Yes	4	1,948	8,526	22.8%	Yes						
		Genzlinger	Garry L.	Incumbent	Yes	4	1,918	8,526	22.5%	Yes						
		Short	Huber	Scott E.	Appointed Incumbent	Yes	2	2,302	4,212	54.7%	Yes					
			Kong	Anthony K.	Physician	No	2	1,870	4,212	44.4%	No					

⁷⁸Multiple county school district. Results for El Dorado county are reported separately.⁷⁹Multiple county school district. Results for El Dorado, Nevada, and Placer counties are reported separately.⁸⁰Multiple county school district. Results for Placer county are reported separately.

TABLE 2.1 VOTE TOTALS FOR SCHOOL DISTRICT BOARD CANDIDATES BY COUNTY AND ELECTION DATE, 2008

COUNTY	DATE	SCHOOL DISTRICT	DIS-TRICT/ SEAT	TERM OF OFFICE	CANDIDATE'S LAST NAME	CANDIDATE'S FIRST NAME	CANDIDATE'S BALLOT DESIGNATION	IN- CUM BENT	NUMBER OF CAN- DIDATES	VOTES FOR CAN- DIDATE	TOTAL VOTES CAST ¹	PER- CENT OF VOTE	ELECTED		
SACRAMENTO (continued)	11/4/2008	Sacramento City Unified	3	Full	Terry	Donald	Educator/Foundation Coordinator	Yes	4	5,034	14,883	33.8%	Yes		
					Simpson	Vicki	Parent/Educator	No	4	4,876	14,883	32.8%	No		
					Chance	David	Insurance Claims Analyst	No	4	2,646	14,883	17.8%	No		
					Cramer	James	Retired Educator	No	4	2,259	14,883	15.2%	No		
			4	Full	Arroyo	Gustavo	Education Policy Consultant	Yes	3	4,655	10,566	44.1%	Yes		
					Saechao	Theresa	Youth Education Counselor	No	3	4,282	10,566	40.5%	No		
					Anderson	Darlene	Community Volunteer	No	3	1,595	10,566	15.1%	No		
			5	Full	Rodriguez	Diana	Parent/Educator	Yes	3	6,654	10,053	66.2%	Yes		
					Bennett-Cauchon	Leo	Special Education Teacher	No	3	1,726	10,053	17.2%	No		
					Colley-Perry	Toni	Retired Parent Advisor	No	3	1,616	10,053	16.1%	No		
			San Joaquin Delta Community College ⁸¹		1	Full	Stebbins	C. Jennet	Businesswoman	Yes	3	3,513	8,192	42.9%	Yes
							Bugarin	Anthony E.	Incumbent	Yes	3	2,412	8,192	29.4%	No
		Grunsky					James	Businessman	No	3	2,204	8,192	26.9%	No	
		2			Full	Cox	Mary Ann	Educator/Small Businessperson	Yes	5	4,023	8,255	48.7%	Yes	
						Rishwain	David	Attorney/Businessman	Yes	5	1,485	8,255	18.0%	No	
						Sanchez	Motecuzoma	Warehouseman/Realtor/Student	No	5	1,238	8,255	15.0%	No	
						Labounty	Thomas	Business Owner/Accountant	No	5	1,042	8,255	12.6%	No	
						Benigno	Gregory	Business Owner/Broker	No	5	415	8,255	5.0%	No	
		5			Full	Castellanos	Steve	Architect/Business Person	Yes	2	5,168	7,729	66.9%	Yes	
						Lennox	Al	Business Executive	No	2	2,501	7,729	32.4%	No	
		6			Full	Brown	Teresa R.	University Program Director	Yes	3	3,071	7,912	38.8%	Yes	
McCreary	Greg					Incumbent	Yes	3	2,632	7,912	33.3%	No			
Gamino	Carolyn		School Employee	No		3	2,162	7,912	27.3%	No					
San Juan Unified			Full	Miles	Larry	Governing Board Member, San Juan USD	Yes	5	57,077	225,926	25.3%	Yes			
				Luttgen	Lucinda E.	Governing Board Member, San Juan USD	Yes	5	55,321	225,926	24.5%	Yes			
				Launey	Richard	Governing Board Member, San Juan USD	Yes	5	50,892	225,926	22.5%	Yes			
				Christensen	Lance	Policy Consultant	No	5	32,123	225,926	14.2%	No			
				Miller	Joan D.	Retired	No	5	29,524	225,926	13.1%	No			
Sierra Joint Community College ⁸²		4	Full	Rowen	Elaine	Retired Schools Superintendent	Yes	2	6,009	10,490	57.3%	No			
				Cota	Dennis Michael	Small Businessman/Educator	No	2	4,392	10,490	41.9%	Yes			
		7	Full	Klein	Aaron	Sierra College Trustee	Yes	2	5,367	9,770	54.9%	Yes			
				Vodonick	John	Businessman/Attorney/Student	No	2	4,309	9,770	44.1%	No			

⁸¹Multiple county school district. Results for Alameda, Calaveras, San Joaquin, and Solano counties are reported separately.

⁸²Multiple county school district. Results for El Dorado, Nevada, and Placer counties are reported separately.

TABLE 2.1 VOTE TOTALS FOR SCHOOL DISTRICT BOARD CANDIDATES BY COUNTY AND ELECTION DATE, 2008

COUNTY	DATE	SCHOOL DISTRICT	DIS- TRICT/ SEAT	TERM OF OFFICE	CANDIDATE'S LAST NAME	CANDIDATE'S FIRST NAME	CANDIDATE'S BALLOT DESIGNATION	IN- CUM BENT	NUMBER OF CAN- DIDATES	VOTES FOR CAN- DIDATE	TOTAL VOTES CAST ¹	PER- CENT OF VOTE	ELECTED		
SAN BENITO	11/4/2008	Hollister Elementary		Full	Salinas	Rebecca G.	Retired Education Administrator	No	5	5,981	18,151	33.0%	Yes		
					Brown	Dee	Educator/Realtor	No	5	4,987	18,151	27.5%	Yes		
					Spandri	Chuck	Parent	No	5	3,091	18,151	17.0%	No		
					Gonzalez	Erin	Assessment Editor	No	5	2,150	18,151	11.8%	No		
					Sowards	Brandon	Business Owner	No	5	1,864	18,151	10.3%	No		
		North County Joint Union ⁸³	Full	Wright	Mark M.	Appointed Incumbent	Yes	4	719	2,582	27.8%	Yes			
				O'Connell	Frank	Businessman	No	4	699	2,582	27.1%	Yes			
				Faught	Renee	Incumbent	Yes	4	670	2,582	25.9%	Yes			
				Cabrera	Christie	Appointed Incumbent	Yes	4	484	2,582	18.7%	No			
		San Benito High ⁸⁴	Full	Muro	Evelyn E.	Incumbent	Yes	3	8,401	21,670	38.8%	Yes			
				Rodriguez	Ray	Science-Engineering Associate	No	3	7,308	21,670	33.7%	Yes			
				Gardner	Joseph	Appointed Incumbent	Yes	3	5,836	21,670	26.9%	No			
		Willow Grove Union Elementary	Full	Sharp	Jeanette	Incumbent	Yes	4	91	314	29.0%	Yes			
				Naegle	Linda	No Ballot Designation	No	4	89	314	28.3%	Yes			
				Hopcroft	Dave	Incumbent	Yes	4	70	314	22.3%	Yes			
				Patterson	Sandra G.	Appointed Incumbent	Yes	4	62	314	19.7%	No			
		SAN BERNARDINO	11/4/2008	Adelanto Elementary		Full	Mendoza	Carlos	Educator	No	5	4,932	13,087	37.7%	Yes
							Eckes	Holly	Gov. Board Member	Yes	5	2,586	13,087	19.8%	Yes
							Thomas	Frederick D.	Appointed Incumbent	Yes	5	2,230	13,087	17.0%	No
							Alexander	Sandra	Retail Banker	No	5	1,986	13,087	15.2%	No
Tan	Dan						Launch Technician	No	5	1,353	13,087	10.3%	No		
Short	Turner			Christine	School Board Member	Yes	6	3,262	12,811	25.5%	Yes				
	Garcia			Lisa Marie	Librarian	No	6	2,867	12,811	22.4%	Yes				
	Dibenedetto			Cara	Educator	No	6	2,341	12,811	18.3%	No				
	Olson			Michael A.	Construction Worker	No	6	1,586	12,811	12.4%	No				
	Dolberry			Suzanne "Suzie"	Appointed Incumbent	Yes	6	1,531	12,811	12.0%	No				
	St. Dennis-Bonilla			Pamula	Tax Consultant	No	6	1,224	12,811	9.6%	No				
Alta Loma Elementary	Full			Roberts	Dave	Retired School Administrator	No	4	11,616	33,876	34.3%	Yes			
				Peterson	Pete	Incumbent	Yes	4	8,372	33,876	24.7%	Yes			
				Buller	Brad	Business Owner	No	4	8,152	33,876	24.1%	No			
				Sepulveda-Burchit	Kristie Renee	Parent	No	4	5,736	33,876	16.9%	No			

⁸³Multiple county school district. Results for Santa Clara county are reported separately.⁸⁴Multiple county school district. Results for Santa Clara county are reported separately.

TABLE 2.1 VOTE TOTALS FOR SCHOOL DISTRICT BOARD CANDIDATES BY COUNTY AND ELECTION DATE, 2008

COUNTY	DATE	SCHOOL DISTRICT	DIS-TRICT/ SEAT	TERM OF OFFICE	CANDIDATE'S LAST NAME	CANDIDATE'S FIRST NAME	CANDIDATE'S BALLOT DESIGNATION	IN- CUM- BENT	NUMBER OF CAN- DIDATES	VOTES FOR CAN- DIDATE	TOTAL VOTES CAST ¹	PER- CENT OF VOTE	ELECTED
SAN BERNARDINO (continued)	11/4/2008	Apple Valley Unified		Full	Bender	Dennis	Retired Teacher	No	4	16,481	39,749	41.5%	Yes
					Tumer	Rob	Incumbent	Yes	4	8,969	39,749	22.6%	Yes
					Lacey	Marc S.	Parent/Educator	No	4	7,709	39,749	19.4%	No
					Ryan	Dennis	Retired School Employee	No	4	6,590	39,749	16.6%	No
		Barstow Community College	Full	Baca	Ted P.	Retired College Educator	No	5	6,645	24,038	27.6%	Yes	
				Baca	Fernando "Fred"	Incumbent	Yes	5	5,066	24,038	21.1%	Yes	
				Zableckis	Marcia	Incumbent	Yes	5	4,709	24,038	19.6%	Yes	
				Conaway	Robert "Bob"	Consumer Attorney	No	5	3,833	24,038	15.9%	No	
				Wyman-Dewald	Linda	Program Coordinator	No	5	3,785	24,038	15.7%	No	
		Barstow Unified	Full	Clemmer	Julie	Incumbent	Yes	5	5,559	19,965	27.8%	Yes	
				Rodriguez	Mary L.	Retired Para-Educator	No	5	4,287	19,965	21.5%	Yes	
				Acevedo	Norbert "Ace"	Incumbent	Yes	5	4,141	19,965	20.7%	Yes	
				Hemingway	Bob	Incumbent	Yes	5	3,090	19,965	15.5%	No	
				Wilkey	Paul	Coffee Sales	No	5	2,888	19,965	14.5%	No	
		Bear Valley Unified	Full	Zamoyta	Paul	Business Owner/Parent	No	7	3,476	18,023	19.3%	Yes	
				Grabe	Beverly	Retired Educator	No	7	3,212	18,023	17.8%	Yes	
				Putz	Randall	Business Owner/Parent	No	7	2,906	18,023	16.1%	Yes	
				Congdon	Sharon	Retired Educator	No	7	2,443	18,023	13.6%	No	
				McGowen	Jim "Mac"	Retired Volunteer Coordinator	No	7	2,350	18,023	13.0%	No	
				Foltz	David A.	Retired Educator	No	7	1,902	18,023	10.6%	No	
				Weathersbee	Richard M.	Retired Police Officer	No	7	1,734	18,023	9.6%	No	
		Beaumont Unified ⁸⁵	Full	Orozco	Mark A.	Teacher	No	5	1	1	100.0%	Yes	
				Brancato	Tony T.	Retired Teacher	No	5	0	1	0.0%	No	
				Curtis	Raymond H.	Retired Administrator	No	5	0	1	0.0%	No	
				Greenwood	Bill	Incumbent	Yes	5	0	1	0.0%	Yes	
				Pistilli	Matthew Francis	Landscape Contractor	No	5	0	1	0.0%	Yes	
		Chaffey Joint Union High	Full	Megaw	Shari	Teacher	No	6	60,994	155,456	39.2%	Yes	
				Ovitt	Sue	Businesswoman/Finance Director	No	6	51,183	155,456	32.9%	Yes	
				Edwards	Mike	Business Taxes Specialist	No	6	22,083	155,456	14.2%	No	
				Woore	Andrea	Dental Technician	No	6	9,538	155,456	6.1%	No	
				Corral	Fred A.	No Ballot Designation	No	6	7,571	155,456	4.9%	No	
				Stephens	Lionel T.	No Ballot Designation	No	6	4,087	155,456	2.6%	No	

⁸⁵Multiple county school district. Results for Riverside county are reported separately.

TABLE 2.1 VOTE TOTALS FOR SCHOOL DISTRICT BOARD CANDIDATES BY COUNTY AND ELECTION DATE, 2008

COUNTY	DATE	SCHOOL DISTRICT	DIS- TRICT/ SEAT	TERM OF OFFICE	CANDIDATE'S LAST NAME	CANDIDATE'S FIRST NAME	CANDIDATE'S BALLOT DESIGNATION	IN- CUM BENT	NUMBER OF CAN- DIDATES	VOTES FOR CAN- DIDATE	TOTAL VOTES CAST ¹	PER- CENT OF VOTE	ELECTED		
SAN BERNARDINO (continued)	11/4/2008	Chino Valley Unified		Full	Youngblood	Fred	School Trustee/Engineer	Yes	7	20,326	103,697	19.6%	Yes		
					Calta	Michael	School Trustee/Executive	Yes	7	17,769	103,697	17.1%	Yes		
					Na	James	Businessman/Parent	No	7	17,267	103,697	16.7%	Yes		
					Blanchard	Brandon K.	Parent/Businessman	No	7	15,924	103,697	15.4%	No		
					Aguilar	Silver	Plant Engineer	No	7	12,383	103,697	11.9%	No		
					Pruitt, Jr.	John H.	Human Resource Consultant	No	7	10,753	103,697	10.4%	No		
					Glaudini	Mark C.	Community Services Officer	No	7	9,275	103,697	8.9%	No		
				Colton Joint Unified ⁸⁶	1	Full	Haro	Patricia	Merchandise Consultant	No	3	9,443	23,693	39.9%	Yes
							Russell	Paul	Retired Educator	No	3	8,151	23,693	34.4%	No
							Hoover	Mark	School Board Member	Yes	3	6,099	23,693	25.7%	No
					3	Full	Taylor	Kent Hernandez	School Board Member	Yes	2	12,670	23,200	54.6%	Yes
				Housley			Todd	Project Manager	No	2	10,530	23,200	45.4%	No	
				Copper Mountain Community College		Full	Rogers	Dick	Incumbent	Yes	4	10,725	35,677	30.1%	Yes
					Gillick		Owen	Appointed Trustee	Yes	4	8,865	35,677	24.8%	Yes	
					Dean		Rita Ramirez	Retired College Professor	No	4	8,495	35,677	23.8%	Yes	
					Fultz		Philip N.	Incumbent	Yes	4	7,592	35,677	21.3%	No	
				Cucamonga Elementary		Full	Montague	Eric D.	Educator	No	4	3,028	8,389	36.1%	Yes
					Ortega		David J.	Incumbent	Yes	4	1,928	8,389	23.0%	Yes	
					Baum		Marlene	Incumbent	Yes	4	1,717	8,389	20.5%	No	
					Gonzalez		Roseann M.	Retired State Employee	No	4	1,716	8,389	20.5%	No	
				Etiwanda Elementary		Full	Long	David W.	Incumbent	Yes	4	16,313	39,017	41.8%	Yes
					Fort		Cathline	Appointed Incumbent	Yes	4	11,651	39,017	29.9%	Yes	
					Georgiou		Taline	Community Volunteer	No	4	5,666	39,017	14.5%	No	
					Canjura, Jr.		Guillermo A.	Dentist	No	4	5,387	39,017	13.8%	No	
				Fontana Unified		Full	Binks	Kathy	Incumbent	Yes	5	11,408	44,967	25.4%	Yes
					Chavez		Barbara L.	Teacher's Assistant	No	5	10,364	44,967	23.0%	Yes	
					Sandoval		Jesus Jesse	Parks Maintenance Supervisor	No	5	9,257	44,967	20.6%	No	
		Clark	Larry J.		Incumbent		Yes	5	9,139	44,967	20.3%	No			
		Garcia	Otilia L.		Grandmother		No	5	4,799	44,967	10.7%	No			
		Helendale Elementary		Full	Brown	Valeria	Retired Classroom Aide	No	3	1,286	3,544	36.3%	Yes		
			Sonneborn		John	Retired USAF Major	No	3	1,271	3,544	35.9%	Yes			
			Engelhardt		Herm	Incumbent	Yes	3	987	3,544	27.8%	No			

⁸⁶Multiple county school district. Results for Riverside county are reported separately.

TABLE 2.1 VOTE TOTALS FOR SCHOOL DISTRICT BOARD CANDIDATES BY COUNTY AND ELECTION DATE, 2008

COUNTY	DATE	SCHOOL DISTRICT	DIS-TRICT/ SEAT	TERM OF OFFICE	CANDIDATE'S LAST NAME	CANDIDATE'S FIRST NAME	CANDIDATE'S BALLOT DESIGNATION	IN- CUM- BENT	NUMBER OF CAN- DIDATES	VOTES FOR CAN- DIDATE	TOTAL VOTES CAST ¹	PER- CENT OF VOTE	ELECTED
SAN BERNARDINO (continued)	11/4/2008	Hesperia Unified		Full	Bentley	Christopher	Parent	No	6	9,093	36,544	24.9%	Yes
					Riley	Anthony	Airport Economic Director	No	6	7,530	36,544	20.6%	Yes
					Lindsay	Christopher "Chris"	Businessman/Financial Advisor	No	6	7,370	36,544	20.2%	No
					Swanson	Eric	Businessman	No	6	5,491	36,544	15.0%	No
					Rich	Frank	Information Technology Coordinator	No	6	4,364	36,544	11.9%	No
					Henson	Bruce	Information Technology Supervisor	No	6	2,696	36,544	7.4%	No
		Mountain View Elementary	Full	Campbell	Peggy	Community Volunteer	No	5	2,101	7,838	26.8%	Yes	
				Peterson	April	Appointed Incumbent	Yes	5	1,598	7,838	20.4%	Yes	
				Kee	Gallagher	Retired Telecommunication Engineer	No	5	1,528	7,838	19.5%	No	
				Cotroneo	Timothy S.	Appointed Incumbent	Yes	5	1,310	7,838	16.7%	No	
				Cook	Cathy	Business Woman	No	5	1,301	7,838	16.6%	No	
		Muroc Joint Unified ⁸⁷	3D	Full	Swindelhurst	Ross E.	Dentist	Yes	2	4	6	66.7%	Yes
					Smith	Randy J.	Maintenance Supervisor	No	2	2	6	33.3%	No
		Needles Unified	2	Full	Cameron-Otero	Christina	Tribal Education Director	No	3	906	2,284	39.7%	Yes
					Breaux	Michael "Shane"	Railroad Engineer	No	3	802	2,284	35.1%	Yes
					Mills	Robert A.	Educator	No	3	576	2,284	25.2%	No
		Ontario-Montclair Elementary	Full	Mendoza	Maureen "Moe"	Educational Advocate	No	7	10,772	49,679	21.7%	Yes	
				Crowe	Samuel	Attorney	No	7	8,765	49,679	17.6%	Yes	
				Campio	David	Educational Coordinator	No	7	7,598	49,679	15.3%	No	
				Downs	James B.	School Purchasing Supervisor	No	7	7,371	49,679	14.8%	No	
				Chavez	Gabriel "Gabe"	Business Owner/Bookkeeper	No	7	6,996	49,679	14.1%	No	
				Avila	Maryanne	Retired State Counselor	No	7	4,986	49,679	10.0%	No	
				Solis, Jr.	Mario	Junior Architect	No	7	3,191	49,679	6.4%	No	
		Oro Grande Elementary	Full	Rodriguez	Edna	Paralegal	No	2	104	196	53.1%	Yes	
				Ackermann	Carl A.	Incumbent	Yes	2	92	196	46.9%	No	
		Rialto Unified	Full	Ridgway	Michael	School Principal	No	10	9,381	56,716	16.5%	Yes	
				Martinez	Joe	Information Technology Specialist	No	10	7,933	56,716	14.0%	Yes	
				Ayala	Joe	High School Teacher	No	10	7,619	56,716	13.4%	Yes	
Camacho	Lupe			Businesswoman/Project Engineer	No	10	6,062	56,716	10.7%	No			
Jackson	Corey A.			Preschool Affairs Specialist	No	10	5,875	56,716	10.4%	No			

⁸⁷Multiple county school district. Results for Kern county are reported separately.

TABLE 2.1 VOTE TOTALS FOR SCHOOL DISTRICT BOARD CANDIDATES BY COUNTY AND ELECTION DATE, 2008

COUNTY	DATE	SCHOOL DISTRICT	DIS- TRICT/ SEAT	TERM OF OFFICE	CANDIDATE'S LAST NAME	CANDIDATE'S FIRST NAME	CANDIDATE'S BALLOT DESIGNATION	IN- CUM BENT	NUMBER OF CAN- DIDATES	VOTES FOR CAN- DIDATE	TOTAL VOTES CAST ¹	PER- CENT OF VOTE	ELECTED
SAN BERNARDINO (continued)	11/4/2008	Rialto Unified		Full	Hawkins	Walter Scott	Governing Board Member	Yes	10	5,755	56,716	10.1%	No
					Garcia	Sara I.	Parent	No	10	4,542	56,716	8.0%	No
					Mays	Dan L.	Union Business Representative	No	10	3,965	56,716	7.0%	No
					Merlos	Manuel R.	Social Worker	No	10	2,869	56,716	5.1%	No
					Garcia	Jonathan	University Student	No	10	2,715	56,716	4.8%	No
		Rim of the World Unified	1	Full	Bramson	Leslie	Public Health Educator	No	3	4,901	12,203	40.2%	Yes
					Reynolds	Mike	Police Officer	No	3	4,227	12,203	34.6%	No
					Merrill	Sharon L.	Incumbent	Yes	3	3,075	12,203	25.2%	No
			2	Full	Gladwell	Bob	Bd of Trustees Mbr Rim of the World USD	Yes	2	7,911	10,900	72.6%	Yes
					Gomez	Michael R.	Educator/School Administrator	No	2	2,989	10,900	27.4%	No
		San Bernardino City Unified		Full	Flores	Barbara	University Professor	No	11	19,510	108,544	18.0%	Yes
					Penman	Judi	Governing Bd Mbr San Bernardino City USD	Yes	11	17,852	108,544	16.4%	Yes
					Tillman	Danny	Incumbent	Yes	11	14,706	108,544	13.5%	Yes
					Salazar	Michael	Senior Financial Advisor	No	11	10,683	108,544	9.8%	No
					Navarro	Joe	University Student	No	11	9,556	108,544	8.8%	No
					Alexander	Damon	Law Enforcement Officer	No	11	8,986	108,544	8.3%	No
					Hughes	Willard A.	Parent	No	11	8,214	108,544	7.6%	No
					Coats	Ronald L. "Ron"	Credit Union Executive	No	11	6,892	108,544	6.3%	No
					Valerio	Maria	Child Care Provider	No	11	6,400	108,544	5.9%	No
					Gildner	Manfred F.	Retired D.D.S.	No	11	3,064	108,544	2.8%	No
					Overturf	Kristin	Admissions/Records Technician	No	11	2,681	108,544	2.5%	No
		San Bernardino Community College ⁸⁸		Full	Longville	John	College Government Teacher	No	8	91,011	450,208	20.2%	Yes
					Lockwood, Jr.	Carleton W.	Incumbent	Yes	8	66,809	450,208	14.8%	Yes
					Futch	John M.	Retired Education Administrator	No	8	66,645	450,208	14.8%	Yes
					Vizcaino	Jess	High School Teacher	No	8	57,234	450,208	12.7%	Yes
					Beeman	Charles "Chuck"	Incumbent	Yes	8	48,123	450,208	10.7%	No
					Gresham	Allen B.	Incumbent	Yes	8	46,075	450,208	10.2%	No
Boyle	Richard David				Author/Professor/Screenwriter	No	8	37,349	450,208	8.3%	No		
Boyle	Eufracia "Precy"				Preschool Teacher/Author	No	8	36,962	450,208	8.2%	No		

⁸⁸Multiple county school district. Results for Riverside county are reported separately.

TABLE 2.1 VOTE TOTALS FOR SCHOOL DISTRICT BOARD CANDIDATES BY COUNTY AND ELECTION DATE, 2008

COUNTY	DATE	SCHOOL DISTRICT	DIS-TRICT/ SEAT	TERM OF OFFICE	CANDIDATE'S LAST NAME	CANDIDATE'S FIRST NAME	CANDIDATE'S BALLOT DESIGNATION	IN- CUM- BENT	NUMBER OF CAN- DIDATES	VOTES FOR CAN- DIDATE	TOTAL VOTES CAST ¹	PER- CENT OF VOTE	ELECTED	
SAN BERNARDINO (continued)	11/4/2008	San Bernardino County Office of Education ⁸⁹	C	Full	Tahan	Michael	Small Business Owner	No	5	24,708	84,464	29.3%	Yes	
					Velasquez	Edward A.	Printing Technology Specialist	No	5	17,302	84,464	20.5%	No	
					Sargent	Linda "Sarge"	Independent Corporate Trainer	No	5	14,732	84,464	17.4%	No	
					McCarter	Keith	Publisher/Editor	No	5	13,868	84,464	16.4%	No	
					Galasso	Ken	Business Owner	No	5	13,854	84,464	16.4%	No	
			E	Full	Ritchie	Alen	Retired Teacher	No	3	65,266	102,651	63.6%	Yes	
			Issac	Amos	Educator/Sociologist	No	3	21,810	102,651	21.2%	No			
			Centiceros	Randall	Pharmaceutical Distribution Supervisor	No	3	15,575	102,651	15.2%	No			
			Sierra Sands Unified ⁹⁰	2	Full	Scott	Michael	Incumbent	Yes	5	58	254	22.8%	Yes
						Lochhead	Pamela	Incumbent	Yes	5	55	254	21.7%	No
		Martin				Tom	Incumbent	Yes	5	50	254	19.7%	No	
		Johnson				Tim	Program Manager	No	5	49	254	19.3%	Yes	
		Farris				Bill	Businessman	No	5	42	254	16.5%	Yes	
		Silver Valley Unified	2	Full	Gray	Karen L.	Incumbent	Yes	3	668	1,716	38.9%	Yes	
					Long	Shelly M.	Homemaker	No	3	599	1,716	34.9%	No	
					Royalty	Rhonda C.	ATV Instructor	No	3	449	1,716	26.2%	No	
			3	Full	Downing	Christina	Homemaker	No	2	840	1,650	50.9%	Yes	
					Martin	Melissa A.	Appointed Incumbent	Yes	2	810	1,650	49.1%	No	
		Snowline Joint Unified ⁹¹		Full	Nilsen	David	Teacher/Rancher/Businessman	No	5	5,674	19,280	29.4%	Yes	
					Schinke	Dale	Incumbent	Yes	5	4,224	19,280	21.9%	Yes	
Bashaw	Ann				Incumbent	Yes	5	3,925	19,280	20.4%	No			
Urmann	Michael				Economist/College Teacher	No	5	3,421	19,280	17.7%	No			
Behringer	Christina				Instructional Associate	No	5	2,036	19,280	10.6%	No			
Trona Joint Unified ⁹²		Full	Hess	Gary H.	Incumbent	Yes	3	429	931	46.1%	Yes			
			Wilhelm	Bob R.	Master Operation Technician	No	3	321	931	34.5%	No			
			Foster	Daniel J.	Electrical Engineer Manager	No	3	181	931	19.4%	No			
Upland Unified		Full	Angona	Linda	Governing Board Member	Yes	3	14,937	37,180	40.2%	Yes			
			Frazee	Steven	Governing Board Member	Yes	3	13,556	37,180	36.5%	Yes			
			Bennett	Robert H.	County District Manager	No	3	8,687	37,180	23.4%	No			

⁸⁹Multiple county school district. Results for Riverside county are reported separately.

⁹⁰Multiple county school district. Results for Kern county are reported separately.

⁹¹Multiple county school district. Results for Los Angeles county are reported separately.

⁹²Multiple county school district. Results for Inyo county are reported separately.

TABLE 2.1 VOTE TOTALS FOR SCHOOL DISTRICT BOARD CANDIDATES BY COUNTY AND ELECTION DATE, 2008

COUNTY	DATE	SCHOOL DISTRICT	DIS-TRICT/ SEAT	TERM OF OFFICE	CANDIDATE'S LAST NAME	CANDIDATE'S FIRST NAME	CANDIDATE'S BALLOT DESIGNATION	IN- CUM- BENT	NUMBER OF CAN- DIDATES	VOTES FOR CAN- DIDATE	TOTAL VOTES CAST ¹	PER- CENT OF VOTE	ELECTED		
SAN BERNARDINO (continued)	11/4/2008	Victor Valley Union High		Full	James Dew	Barbara	Teacher	No	6	12,858	50,345	25.5%	Yes		
					Munoz	Judy M.	Incumbent	Yes	6	9,912	50,345	19.7%	Yes		
					Robertson	Doug	Deputy City Manager	No	6	9,581	50,345	19.0%	No		
					Becerra	Elizabeth	Public Works Supervisor	No	6	8,153	50,345	16.2%	No		
					Emick	Valerie J.	Incumbent	Yes	6	5,642	50,345	11.2%	No		
					Anderson	Skye	PSA Professor	No	6	4,199	50,345	8.3%	No		
				Yucaipa-Calimesa Joint Unified ⁹³		Full	Taylor	Jim	Retired Educator	No	5	11,766	38,232	30.8%	Yes
					Smith	Jane D.	Retired Educator	No	5	9,999	38,232	26.2%	Yes		
					Christie	Chuck	Public Administration Professor	No	5	8,836	38,232	23.1%	Yes		
					Matlock	Andrew	Media Consultant	No	5	5,300	38,232	13.9%	No		
					Gonzalez	Shana	No Ballot Designation	No	5	2,331	38,232	6.1%	No		
		SAN DIEGO	6/3/2008	San Diego City Unified	A	Full	Lee	Mitz	Member, San Diego USD BoE	Yes	2	18,391	30,473	60.4%	Yes
							Evans	John Lee	Child Psychologist/Educator	No	2	12,082	30,473	39.6%	No
					D	Full	Barrera	Richard	Parent/Community Coordinator	No	1	16,417	16,417	100.0%	Yes
E	Full				Jackson	Shelia	Incumbent	Yes	3	9,369	17,146	54.6%	Yes		
					Yang	Xeng X.	Teacher	No	3	4,190	17,146	24.4%	No		
				Thomas	Marjorie	Retired Educator	No	3	3,587	17,146	20.9%	No			
				San Diego Community College	B	Full	Schwandt	William H.	Trustee, SD CCD	Yes	3	16,882	29,406	57.4%	Yes
					Edwards	John R.	Retired Aerospace Engineer	No	3	9,110	29,406	31.0%	No		
					Mulvey	Ryan P.	Office Manager	No	3	3,414	29,406	11.6%	No		
					D	Full	Crenshaw	Dwayne	Non-Profit Executive/Educator	No	4	7,148	22,326	32.0%	Yes
						Graham	Mary	Community College Professor	No	4	6,374	22,326	28.5%	No	
						Campbell	Brenda	Educator/College Instructor	No	4	6,149	22,326	27.5%	No	
						Frank	Autumn	Businesswoman	No	4	2,655	22,326	11.9%	No	
				San Diego County Office of Education	1	Full	Witt	John	San Diego County School Board Member	Yes	2	72,132	87,323	82.6%	Yes
							Blow	Michael R.	Polysomnographic Technologist	No	2	15,191	87,323	17.4%	No
			2		Full	Rindone	Jerry R.	Educator/Councilman	No	3	31,296	55,007	56.9%	Yes	
					Preciado	Jose	College Readiness, Director	No	3	20,108	55,007	36.6%	No		
					Bilokonsky	Yuriy Pavlo	Writer	No	3	3,603	55,007	6.6%	No		
			4		Full	Urdahl	Rose	Businesswoman/Teacher	No	3	27,872	70,016	39.8%	Yes	
				Anderson	Mark C.	Community College Instructor	No	3	25,752	70,016	36.8%	No			
				Taylor	Chuck	Businessman	No	3	16,392	70,016	23.4%	No			

⁹³Multiple county school district. Results for Riverside county are reported separately.

TABLE 2.1 VOTE TOTALS FOR SCHOOL DISTRICT BOARD CANDIDATES BY COUNTY AND ELECTION DATE, 2008

COUNTY	DATE	SCHOOL DISTRICT	DIS-TRICT/ SEAT	TERM OF OFFICE	CANDIDATE'S LAST NAME	CANDIDATE'S FIRST NAME	CANDIDATE'S BALLOT DESIGNATION	IN- CUM- BENT	NUMBER OF CAN- DIDATES	VOTES FOR CAN- DIDATE	TOTAL VOTES CAST ¹	PER- CENT OF VOTE	ELECTED
SAN DIEGO (continued)	11/4/2008	Alpine Union Elementary		Full	Price	Mark	Board Member, Alpine USD	Yes	3	4,998	11,775	42.4%	Yes
					Pierce	Ann B.	Incumbent	Yes	3	4,016	11,775	34.1%	Yes
					Weaver	Bill	Consultant/Researcher/Writer	No	3	2,761	11,775	23.4%	No
		Cajon Valley Union Elementary	Full	Mullins	Suzanne M.	Retired Teacher	No	5	24,137	72,130	33.5%	Yes	
				Jensen	Ken	Parent/Attorney	No	5	16,366	72,130	22.7%	Yes	
				Dole	Kelli	Parent	No	5	14,218	72,130	19.7%	No	
				Davidson	Laoma C. "Dana"	Board Member, Cajon Valley USD	Yes	5	13,920	72,130	19.3%	No	
				Meyers	Lelo	Property Management	No	5	3,489	72,130	4.8%	No	
				Chula Vista Elementary	2	Full	Bejarano	David	Apptd Governing Bd Mbr, Chula Vista ESD	No	5	31,426	80,041
		Chula Vista Elementary	2	Full	McAllister	Archie	Retired Navy/Educator	No	5	21,396	80,041	26.7%	No
					Salazar	Norberto P.	Teacher	No	5	13,989	80,041	17.5%	No
					Vargas	Diego	Parent	No	5	9,012	80,041	11.3%	No
					Howard	Willard "Doc"	Program Assistant Analyst	No	5	4,218	80,041	5.3%	No
					Coronado	Russell	Educator/Parent/Administrator	No	3	33,542	77,365	43.4%	Yes
		Coronado Unified	Full	Judd	Patrick	School Board Member	Yes	3	26,849	77,365	34.7%	No	
				Murillo-Clark	Aurora	Community Volunteer	No	3	16,974	77,365	21.9%	No	
				Metz	Doug	School Board President	Yes	3	5,299	12,022	44.1%	Yes	
		Coronado Unified	Full	Ovrom	Dawn	Community Volunteer	No	3	4,176	12,022	34.7%	Yes	
				Aurich	Scott	Real Estate Broker	No	3	2,547	12,022	21.2%	No	
				Encinitas Union Elementary	Full	Skiljan	Carol	Incumbent	Yes	3	16,920	43,165	39.2%
		Encinitas Union Elementary	Full	Muir	Maureen "Mo"	Businesswoman	No	3	16,508	43,165	38.2%	Yes	
				Page	Mary K.	Attorney	No	3	9,737	43,165	22.6%	No	
				Escondido Union High	Full	McClure	George	Assistant Principal	No	4	21,411	66,404	32.2%
		Escondido Union High	Full	Marler	Kurt	Incumbent	Yes	4	19,587	66,404	29.5%	Yes	
				Durney	Bill	Business Owner/Father	No	4	14,138	66,404	21.3%	No	
				Fragozo	Jose M.	Senior Electrical Technician	No	4	11,268	66,404	17.0%	No	
				Grossmont-Cuyamaca Community College	3	Full	Garrett	Bill	President Governing Board	Yes	2	112,634	138,550
Grossmont-Cuyamaca Community College	3	Full	Bakeer	Moe	Security Officer	No	2	25,916	138,550	18.7%	No		
			Rosinski	Mary Kay	Teacher/Career Educator	No	2	99,937	145,180	68.8%	Yes		
			Caruthers	Timothy L.	Incumbent	Yes	2	45,243	145,180	31.2%	No		

TABLE 2.1 VOTE TOTALS FOR SCHOOL DISTRICT BOARD CANDIDATES BY COUNTY AND ELECTION DATE, 2008

COUNTY	DATE	SCHOOL DISTRICT	DIS-TRICT/ SEAT	TERM OF OFFICE	CANDIDATE'S LAST NAME	CANDIDATE'S FIRST NAME	CANDIDATE'S BALLOT DESIGNATION	IN- CUM- BENT	NUMBER OF CAN- DIDATES	VOTES FOR CAN- DIDATE	TOTAL VOTES CAST ¹	PER- CENT OF VOTE	ELECTED
SAN DIEGO (continued)	11/4/2008	Grossmont Union High		Full	Woods	Gary	Teacher/Commissioner	No	5	65,444	241,896	27.1%	Yes
					Schreiber	Priscilla	Incumbent	Yes	5	54,281	241,896	22.4%	Yes
					Jedynak	Meg	Parent/Journalist	No	5	45,496	241,896	18.8%	No
					Urdahl	Larry D.	Incumbent	Yes	5	45,478	241,896	18.8%	No
					Boone	Carroll	Facilitator/Mediator/Organizer	No	5	31,197	241,896	12.9%	No
		Julian Union Elementary	Full	Tellam	Eileen	Incumbent	Yes	4	845	3,172	26.6%	Yes	
				Strachota	Michael R.	Incumbent	Yes	4	822	3,172	25.9%	Yes	
				Cantor	Dennis	Parent/Business Owner	No	4	758	3,172	23.9%	No	
				Huggins	Michelle L.	Pie Shop Manager	No	4	747	3,172	23.5%	No	
		Lakeside Union Elementary ⁹⁴	Full	Godley	Twila	Incumbent	Yes	3	7,638	21,611	35.3%	Yes	
				Hildreth	Keith	Public School Employee	No	3	7,389	21,611	34.2%	Yes	
				Cook	Gelia	Appointed Incumbent	Yes	3	6,584	21,611	30.5%	No	
		MiraCosta Community College	3	Full	Simon	Jacqueline	Incumbent	Yes	2	74,696	111,227	67.2%	Yes
					Scheibe	Steve "Esteban"	International Business Consultant	No	2	36,531	111,227	32.8%	No
			4	Full	Carranza	Gloria B.	Governing Board Member	Yes	2	59,193	111,039	53.3%	Yes
					Ford	John	Retired Anthropology Professor	No	2	51,846	111,039	46.7%	No
			5	Full	McNeil	George	Retired Educator	No	2	58,701	110,766	53.0%	Yes
					Batiste	Carolyn	President, Mira Costa CCD Board	Yes	2	52,065	110,766	47.0%	No
		Mountain Empire Unified	1	Short	Troutt	Bill	Correctional Officer	No	2	2,128	3,692	57.6%	Yes
					Gallardo	Georgette	Appointed Incumbent	Yes	2	1,564	3,692	42.4%	No
			6	Full	Heimerdinger	Tina	Certified Public Accountant	No	2	2,202	3,861	57.0%	Yes
					Sadin	Seth E.	Police Officer	No	2	1,659	3,861	43.0%	No
		National Elementary	Full	Grier	James	Governing Board Member, National SD	Yes	5	4,593	16,073	28.6%	Yes	
				Avalos	Barbara	Community Service Counselor	No	5	3,741	16,073	23.3%	Yes	
				Garcia-Kirk	Cecilia	Incumbent	Yes	5	3,087	16,073	19.2%	No	
				Jones	Jose La Mont	Parent/Teacher	No	5	2,543	16,073	15.8%	No	
				Clapper	Brian D.	Community Volunteer	No	5	2,109	16,073	13.1%	No	
		Oceanside City Unified	Full	Hakes	Adrienne	Incumbent	Yes	4	15,217	50,889	29.9%	Yes	
				Blessing	Mike	Deputy City Manager	No	4	14,536	50,889	28.6%	Yes	
				Youngblood	Roy	School Board Member	Yes	4	12,703	50,889	25.0%	No	
Abel	Bill			Public School Employee	No	4	8,433	50,889	16.6%	No			

⁹⁴Multiple county school district. Results for Kern county are reported separately.

TABLE 2.1 VOTE TOTALS FOR SCHOOL DISTRICT BOARD CANDIDATES BY COUNTY AND ELECTION DATE, 2008

COUNTY	DATE	SCHOOL DISTRICT	DIS-TRICT/ SEAT	TERM OF OFFICE	CANDIDATE'S LAST NAME	CANDIDATE'S FIRST NAME	CANDIDATE'S BALLOT DESIGNATION	IN- CUM BENT	NUMBER OF CAN- DIDATES	VOTES FOR CAN- DIDATE	TOTAL VOTES CAST ¹	PER- CENT OF VOTE	ELECTED	
SAN DIEGO (continued)	11/4/2008	Palomar Community College		Full	Chadwick	Nancy C.	Member, Palomar College Governing Board	Yes	4	132,919	435,541	30.5%	Yes	
					McMullen	Darrell	Incumbent	Yes	4	111,033	435,541	25.5%	No	
					Dishman	Rose Marie	Educator/Senior Administrator	No	4	109,742	435,541	25.2%	No	
					Borevitz	Richard	Businessman/Organic Grower	No	4	81,847	435,541	18.8%	No	
		Poway Unified		Full	Vanderveen	Linda	Incumbent	Yes	5	35,723	108,045	33.1%	Yes	
					Patapow	Andy	Incumbent	Yes	5	30,215	108,045	28.0%	Yes	
					Giles	Tom	Business Owner	No	5	18,036	108,045	16.7%	No	
					Hunzeker	Darin	Small Business Owner	No	5	17,096	108,045	15.8%	No	
					Gore II	William "Bill"	Transportation Security Officer	No	5	6,975	108,045	6.5%	No	
		Ramona City Unified		Full	Lopez	Dan	Parent/Educator/Businessman	No	7	5,181	22,855	22.7%	Yes	
					Perfect	Dawn	Community Volunteer	No	7	4,818	22,855	21.1%	Yes	
					Lasley	Kim	Business Owner/Parent	No	7	4,294	22,855	18.8%	No	
					Lucas	Mark	School Finance Officer	No	7	3,018	22,855	13.2%	No	
					Rajcic	John M.	Sales/Educator	No	7	2,662	22,855	11.6%	No	
					Thelin	Joseph E.	Senior Computer Specialist	No	7	1,521	22,855	6.7%	No	
		San Diego City Unified		A	Full	Evans	John Lee	Child Psychologist/Educator	No	2	173,421	316,978	54.7%	Yes
						Lee	Mitz	Member, San Diego USD BoE	Yes	2	143,557	316,978	45.3%	No
				D	Full	Barrera	Richard	Parent/Community Coordinator	No	1	271,896	271,896	100.0%	Yes
				E	Full	Jackson	Shelia	Incumbent	Yes	2	191,345	311,833	61.4%	Yes
						Yang	Xeng X.	Teacher	No	2	120,488	311,833	38.6%	No
		San Diego Community College		B	Full	Schwandt	William H.	Trustee, SD CCD	Yes	2	185,754	297,383	62.5%	Yes
						Edwards	John R.	Retired Aerospace Engineer	No	2	111,629	297,383	37.5%	No
				D	Full	Graham	Mary	Community College Professor	No	2	170,607	297,042	57.4%	Yes
		San Diego County Office of Education			Full	Crenshaw	Dwayne	Non-Profit Executive/Educator	No	2	126,435	297,042	42.6%	No
				4	Full	Anderson	Mark C.	Community College Instructor	No	2	112,964	180,502	62.6%	Yes
		San Dieguito Union High			Full	Urdahl	Rose	Businesswoman	No	2	67,538	180,502	37.4%	No
					Full	Dalessandro	Joyce	Vice-President, Governing Board	Yes	3	32,726	88,764	36.9%	Yes
						Hergesheimer	Beth	President, Governing Board	Yes	3	32,082	88,764	36.1%	Yes
				Klein	Michael	Dentist/Parent	No	3	23,956	88,764	27.0%	No		

TABLE 2.1 VOTE TOTALS FOR SCHOOL DISTRICT BOARD CANDIDATES BY COUNTY AND ELECTION DATE, 2008

COUNTY	DATE	SCHOOL DISTRICT	DIS- TRICT/ SEAT	TERM OF OFFICE	CANDIDATE'S LAST NAME	CANDIDATE'S FIRST NAME	CANDIDATE'S BALLOT DESIGNATION	IN- CUM BENT	NUMBER OF CAN- DIDATES	VOTES FOR CAN- DIDATE	TOTAL VOTES CAST ¹	PER- CENT OF VOTE	ELECTED
SAN DIEGO (continued)	11/4/2008	San Marcos Unified		Full	Petrek	Jay	Parent/Community Planner	No	4	18,447	65,824	28.0%	Yes
					Walton	Randy	Parent/Attorney	No	4	17,942	65,824	27.3%	Yes
Horacek	David				Incumbent	Yes	4	17,472	65,824	26.5%	Yes		
Ulloa	Carlos				Senior Educational Consultant	No	4	11,963	65,824	18.2%	No		
		San Pasqual Union Elementary		Full	Heidemann	Scott	Businessman/Parent	No	5	646	2,032	31.8%	Yes
	Baker				Angie	Community Volunteer	No	5	436	2,032	21.5%	Yes	
	Cottam				Howard	Incumbent	Yes	5	408	2,032	20.1%	No	
	Cunning				Timothy	Retired Business Owner	No	5	285	2,032	14.0%	No	
	Ohl				Curtis J.	Counselor/School Administrator	No	5	257	2,032	12.6%	No	
						Short	Jackson	Blaise	Appointed Governing Board Member	Yes	2	616	1,153
				Arnold	Brian	Parent/Business Owner	No	2	537	1,153	46.6%	No	
		San Ysidro Elementary		Full	Randolph	Paul	San Ysidro SD Governing Board Member	Yes	3	2,987	8,211	36.4%	Yes
	Marquez				Raquel	Incumbent	Yes	3	2,835	8,211	34.5%	Yes	
	Rodriguez				Anthony	Parent/Businessman	No	3	2,389	8,211	29.1%	No	
		South Bay Union Elementary		Full	Inzunza	Nick	School Board President	Yes	3	9,473	23,196	40.8%	Yes
	Lopez				David	Care Provider/Parent	No	3	7,293	23,196	31.4%	Yes	
	McLean				Dee	Incumbent	Yes	3	6,430	23,196	27.7%	No	
		Southwestern Community College	1	Full	Roesch	Jean	Incumbent	Yes	3	52,827	119,203	44.3%	Yes
	Thompson				Mitch	Public Finance Professional	No	3	39,329	119,203	33.0%	No	
	Davis				Brett	Business Owner	No	3	27,047	119,203	22.7%	No	
	3		Full	Aguilar	Nick	Retired University Administrator	No	2	71,391	117,953	60.5%	Yes	
	Agosto			David	President, Governing Board	Yes	2	46,562	117,953	39.5%	No		
			Sweetwater Union High	2	Full	Quinones	Pearl	President, Governing Board	Yes	3	57,094	113,347	50.4%
	Provencio	Lorenzo				Retired Educator	No	3	35,096	113,347	31.0%	Yes	
	Rodriguez	Gabriel				Finance Representative	No	3	21,157	113,347	18.7%	No	
	4	Full		Lopez	Bertha J.	Chula Vista School Board Member	No	4	48,804	112,734	43.3%	Yes	
	Mercado			Jaime	Incumbent	Yes	4	40,558	112,734	36.0%	Yes		
	Alcaraz			Stephanie M.	Nurse	No	4	15,310	112,734	13.6%	No		
	Lopez			Trina	Retired Instructional Aide	No	4	8,062	112,734	7.2%	No		
		Valley Center-Pauma Unified		Full	Martin	Don	Retired School Teacher	Yes	4	5,167	14,132	36.6%	Yes
	Rohrer				Barbara P.	Retired Educator	No	4	4,100	14,132	29.0%	Yes	
	Van Koughnett				Terry	Parent	No	4	2,495	14,132	17.7%	No	
	Burstein				Karen	Consultant/Farmer/Author	No	4	2,370	14,132	16.8%	No	

TABLE 2.1 VOTE TOTALS FOR SCHOOL DISTRICT BOARD CANDIDATES BY COUNTY AND ELECTION DATE, 2008

COUNTY	DATE	SCHOOL DISTRICT	DIS-TRICT/ SEAT	TERM OF OFFICE	CANDIDATE'S LAST NAME	CANDIDATE'S FIRST NAME	CANDIDATE'S BALLOT DESIGNATION	IN- CUM- BENT	NUMBER OF CAN- DIDATES	VOTES FOR CAN- DIDATE	TOTAL VOTES CAST ¹	PER- CENT OF VOTE	ELECTED		
SAN DIEGO (continued)	11/4/2008	Vista Unified		Full	Lilly	Steve	Incumbent	Yes	6	23,832	111,996	21.3%	Yes		
					Jaka	Elizabeth	Community Volunteer	No	6	22,934	111,996	20.5%	Yes		
					Chunka	Angela D.	Parent/Instructional Assistant	No	6	22,931	111,996	20.5%	Yes		
					Guffanti	Stephen	Physician/Teacher/Author	Yes	6	17,598	111,996	15.7%	No		
					Anderson	Patty	University Science Lecturer	No	6	14,147	111,996	12.6%	No		
					Fernandez	Eileen	Estate Manager/Entrepreneur	No	6	10,554	111,996	9.4%	No		
		Warner Unified		Full	Magill	Cindy	Incumbent	Yes	4	396	1,458	27.2%	Yes		
					Peterson	Jenna R.	School Administrative Assistant	No	4	391	1,458	26.8%	Yes		
					Grimaldi	Tom	Teacher	No	4	360	1,458	24.7%	No		
					Sees	Melody	Community Volunteer	No	4	311	1,458	21.3%	No		
		SAN FRANCISCO	11/4/2008	San Francisco Community College		Full	Marks	Milton	Member, College Board	Yes	9	150,593	733,684	20.5%	Yes
							Berg	Natalie	Incumbent	Yes	9	116,309	733,684	15.9%	Yes
							Jackson	Chris	Policy Analyst	No	9	91,765	733,684	12.5%	Yes
							Ngo	Steve	Public Interest Lawyer	No	9	89,445	733,684	12.2%	No
Hernandez	Mary T.						Education Attorney/Mother	No	9	85,440	733,684	11.6%	No		
Wolfe	Bruce						Social Worker	No	9	70,447	733,684	9.6%	No		
Rodis	Rodel						College Board Trustee	Yes	9	59,878	733,684	8.2%	No		
Figueroa	Roberto						Educational Consultant	No	9	41,273	733,684	5.6%	No		
San Francisco County Office of Education				Full	Yee	Norman	Incumbent	Yes	15	145,232	872,335	16.6%	Yes		
					Fewer	Sandra Lee	Education Policy Director	No	15	115,192	872,335	13.2%	Yes		
					Wynns	Jill	School Board Member	Yes	15	77,849	872,335	8.9%	Yes		
					Norton	Rachel	Parent, Editorial Director	No	15	76,904	872,335	8.8%	No		
					Lopez	Barbara "Bobbi"	Family Education Coordinator	No	15	72,606	872,335	8.3%	No		
					Mak	Jaynry	Attorney/Youth Director	No	15	71,237	872,335	8.2%	No		
					Calloway	James M.	Teacher/Counselor/Principal	No	15	56,276	872,335	6.5%	No		
					Murase	Emily M.	Executive Director/Parent	No	15	52,506	872,335	6.0%	No		
					Wicoff	Kimberly	Nonprofit Project Director	No	15	51,021	872,335	5.8%	No		
					Cohen	Marigrace	Retired School Administrator	No	15	39,279	872,335	4.5%	No		
					Brown	H.	Retired Teacher	No	15	28,760	872,335	3.3%	No		
					Khalif	Omar	Nonprofit Coordinator/Parent	No	15	24,669	872,335	2.8%	No		
Lee	Alexander	Community Volunteer	No	15	23,462	872,335	2.7%	No							
Davis	Glenn	Community Volunteer	No	15	18,858	872,335	2.2%	No							
Wallace	Kelly	Human Services Manager	No	15	15,374	872,335	1.8%	No							

TABLE 2.1 VOTE TOTALS FOR SCHOOL DISTRICT BOARD CANDIDATES BY COUNTY AND ELECTION DATE, 2008

COUNTY	DATE	SCHOOL DISTRICT	DIS-TRICT/ SEAT	TERM OF OFFICE	CANDIDATE'S LAST NAME	CANDIDATE'S FIRST NAME	CANDIDATE'S BALLOT DESIGNATION	IN- CUM BENT	NUMBER OF CAN- DIDATES	VOTES FOR CAN- DIDATE	TOTAL VOTES CAST ¹	PER- CENT OF VOTE	ELECTED	
SAN JOAQUIN	6/3/2008	San Joaquin County Office of Education	3	Full	Fritchen	Jill A.	Child Care Analyst	No	2	5,523	8,382	65.9%	Yes	
					Primous	Gwendolyn	Home Health Aide	No	2	2,777	8,382	33.1%	No	
			4	Full	Gutierrez	Anthony J. "Tony"	Governing Board Member, Area No. 4	Yes	2	7,652	14,111	54.2%	Yes	
					Crosby	Patrick	County Assistant Planner	No	2	6,395	14,111	45.3%	No	
			11/4/2008	Galt Joint Union Elementary ⁹⁵	Full	Richardson	Susan	Incumbent	Yes	5	237	844	28.1%	Yes
						Gordon	John	School Facilities Analyst	No	5	206	844	24.4%	Yes
	Hatzenbuhler	Ervin				Incumbent	Yes	5	189	844	22.4%	No		
	Anstess	Tami				Trade Show Coordinator	No	5	109	844	12.9%	No		
	Vanderkar	Doug				Transit Manager	No	5	101	844	12.0%	No		
	Galt Joint Union High ⁹⁶	Full		Pearson	Norman	Incumbent	Yes	4	875	2,757	31.7%	No		
				Kitamura	Diann	Educational Executive Director	No	4	801	2,757	29.1%	Yes		
				Amos	Kathleen S.	Family Law Attorney	No	4	578	2,757	21.0%	Yes		
				Goethel	Connie	Community Volunteer	No	4	488	2,757	17.7%	No		
				Richardson	Dennis	Retired Criminal Investigator	No	2	891	1,728	51.6%	Yes		
	Jefferson Elementary	Full	Prouty	Robert "Gus"	Appointed Incumbent	Yes	2	834	1,728	48.3%	No			
			Carlson	Peter J. "Pete"	Incumbent	Yes	3	2,069	5,894	35.1%	Yes			
			Scott-Wingo	Deborah	Incumbent	Yes	3	2,049	5,894	34.8%	Yes			
	Lammersville Elementary	Full	Thomas	Jacqueline H.	Child Care Provider	No	3	1,754	5,894	29.8%	No			
			Fobért	Benjamin	School Teacher/Vice-Principal	No	5	1,003	3,561	28.2%	Yes			
			Hiramoto	James	Professor/School Psychologist	No	5	872	3,561	24.5%	Yes			
Salsedo			Yolanda M.	Incumbent	Yes	5	711	3,561	20.0%	No				
Clements			Colin	CPA/Business Person	No	5	601	3,561	16.9%	No				
Lincoln Unified	Full	Engelbert	Melissa J.	Retired Office Manager	No	5	362	3,561	10.2%	No				
		Canepa	Paul	Incumbent	Yes	5	6,541	24,881	26.3%	Yes				
		To-Cowell	Van-Ha	Teacher	No	5	6,317	24,881	25.4%	Yes				
		Ruhstaller	Don	Businessman	No	5	4,344	24,881	17.5%	No				
		Ramirez	Pedro L.	Educator	No	5	4,015	24,881	16.1%	No				
Linden Unified	5	Full	Bradford	Matthew	Business Owner/Parent	No	5	3,608	24,881	14.5%	No			
			Nash	Linda S.	Community Volunteer/Homemaker	No	2	2,512	4,456	56.4%	Yes			
	6	Full	Huber, Jr.	John F.	Captain Sheriff's Department	No	2	1,937	4,456	43.5%	No			
			White	Mardy	Teacher	No	2	2,233	4,423	50.5%	Yes			
			Hamilton	Randy F.	Incumbent	Yes	2	2,183	4,423	49.4%	No			

⁹⁵Multiple county school district. Results for Sacramento county are reported separately.⁹⁶Multiple county school district. Results for Sacramento county are reported separately.

TABLE 2.1 VOTE TOTALS FOR SCHOOL DISTRICT BOARD CANDIDATES BY COUNTY AND ELECTION DATE, 2008

COUNTY	DATE	SCHOOL DISTRICT	DIS-TRICT/ SEAT	TERM OF OFFICE	CANDIDATE'S LAST NAME	CANDIDATE'S FIRST NAME	CANDIDATE'S BALLOT DESIGNATION	IN- CUM- BENT	NUMBER OF CAN- DIDATES	VOTES FOR CAN- DIDATE	TOTAL VOTES CAST ¹	PER- CENT OF VOTE	ELECTED
SAN JOAQUIN (continued)	11/4/2008	Lodi Unified	7	Full	Nava	Joe	Retired School Teacher	No	3	21,195	47,107	45.0%	Yes
					Johnson	Peter M.	Incumbent	Yes	3	18,269	47,107	38.8%	No
					Stanley, III	William R.	Social Worker	No	3	7,473	47,107	15.9%	No
		Manteca Unified	5	Full	King	Wendy	Incumbent	Yes	2	15,364	28,266	54.4%	Yes
					Glock-McKillip	Pat	Retired Administrator	No	2	12,793	28,266	45.3%	No
		Ripon Unified	4	Full	Fisher	Mike	Incumbent	Yes	2	3,612	7,108	50.8%	Yes
					Ferral	Frank J.	General Manager	No	2	3,475	7,108	48.9%	No
			5	Full	Deliddo	Jack P.	Incumbent	Yes	2	3,572	6,545	54.6%	Yes
					Withycombe	David	Business Owner	No	2	2,953	6,545	45.1%	No
	San Joaquin Delta Community College ⁹⁷	1	Full	Stebbins	C. Jennet	Businesswoman	No	3	64,030	165,965	38.6%	Yes	
				Grunsky	James	Businessman	No	3	61,059	165,965	36.8%	No	
				Bugarin	Anthony E.	Incumbent	Yes	3	40,262	165,965	24.3%	No	
		2	Full	Cox	Mary Ann	Educator/Small Businessperson	No	5	69,895	167,180	41.8%	Yes	
				Rishwain	David	Attorney/Businessman	No	5	53,285	167,180	31.9%	No	
				Sanchez	Motecuzoma	Warehouseman/Realtor/Student	No	5	23,456	167,180	14.0%	No	
				Labounty	Thomas	Business Owner/Accountant	No	5	11,337	167,180	6.8%	No	
				Benigno	Gregory	Business Owner/Broker	No	5	8,752	167,180	5.2%	No	
		5	Full	Castellanos	Steve	Architect/Businessperson	No	2	111,229	159,958	69.5%	Yes	
				Lennox	Al	Business Executive	No	2	48,054	159,958	30.0%	No	
		6	Full	Brown	Teresa R.	University Program Developer	No	3	70,395	158,431	44.4%	Yes	
				McCreary	Greg	Incumbent	Yes	3	44,282	158,431	28.0%	No	
				Gamino	Carolyn	School Employee	No	3	43,076	158,431	27.2%	No	
		Stockton City Unified	1	Full	Allen	Gloria	Businesswoman/Child Educator	No	4	1,622	5,126	31.6%	Yes
					Delvo	Dillon	Appointed Incumbent	Yes	4	1,464	5,126	28.6%	No
	Gutierrez				Tomas L.	Business Owner/Coach	No	4	1,423	5,126	27.8%	No	
	Washington				Robert M.	Retired Deputy Sheriff	No	4	599	5,126	11.7%	No	
	3		Full	Morales	Jose A.	Senate District Representative	No	2	2,302	4,619	49.8%	Yes	
				Silva	Anthony Ray	Youth Program Director	Yes	2	2,301	4,619	49.8%	No	
4	Full		Boardman	Colleen	Supervising Investigator	No	3	2,911	8,243	35.3%	Yes		
			Jimenez, Jr.	Angel	Business Development Executive	No	3	2,828	8,243	34.3%	No		
			Gatz	Joseph	Retired Teamsters Representative	No	3	2,482	8,243	30.1%	No		

⁹⁷Multiple county school district. Results for Alameda, Calaveras, Sacramento and Solano counties are reported separately.

TABLE 2.1 VOTE TOTALS FOR SCHOOL DISTRICT BOARD CANDIDATES BY COUNTY AND ELECTION DATE, 2008

COUNTY	DATE	SCHOOL DISTRICT	DIS- TRICT/ SEAT	TERM OF OFFICE	CANDIDATE'S LAST NAME	CANDIDATE'S FIRST NAME	CANDIDATE'S BALLOT DESIGNATION	IN- CUM BENT	NUMBER OF CAN- DIDATES	VOTES FOR CAN- DIDATE	TOTAL VOTES CAST ¹	PER- CENT OF VOTE	ELECTED
SAN JOAQUIN (continued)	11/4/2008	Tracy Joint Union High ⁹⁸		Full	Hawkins	Tom	Incumbent	Yes	4	14,754	50,529	29.2%	Yes
					Gouveia	Walter J.	Retired School Administrator	No	4	13,719	50,529	27.2%	Yes
					Vaughn, Jr.	James	Incumbent	Yes	4	11,047	50,529	21.9%	Yes
					Silva	Gregory	Special Investigation Manager	No	4	10,773	50,529	21.3%	No
					Lewis	Kelly	School Board Trustee	No	2	16,536	24,116	68.6%	Yes
					Spector	Mark D.	Software Engineer	No	2	7,479	24,116	31.0%	No
		Yosemite Community College ⁹⁹	5	Full	Riley	Michael	Retired Financial Officer	No	4	3,412	12,179	28.0%	Yes
					Hallinan	Tom	Community College Trustee	Yes	4	3,054	12,179	25.1%	Yes
					Flores	Linda	Incumbent	Yes	4	2,978	12,179	24.5%	Yes
					Neumann	Paul	Incumbent	Yes	4	2,710	12,179	22.3%	No
SAN LUIS OBISPO	11/4/2008	Coast Unified		Full	Gong	Robert L.	Incumbent	Yes	6	3,220	12,408	26.0%	Yes
					Fratto	Cindy L.	Incumbent	Yes	6	2,951	12,408	23.8%	Yes
					Dandurdan	Victoria S.	Counselor/Teacher/Parent	No	6	1,740	12,408	14.0%	Yes
					McDonald	Daniel C.	Certified Public Accountant	No	6	1,614	12,408	13.0%	Yes
					Basile	DeDe	Parent	No	6	1,465	12,408	11.8%	No
					Butterfield	Ken	Parent/Artist	No	6	1,389	12,408	11.2%	No
		Cuyama Joint Unified ¹⁰⁰	Full	Kidd	Judith	Retired School Teacher	No	5	1	3	33.3%	No	
				Mann	Mike	Retired Farm Manager	No	5	1	3	33.3%	Yes	
				Wilson	U.S.	Wastewater Manager	No	5	1	3	33.3%	Yes	
				Cloud	Tamra J.	Incumbent	Yes	5	0	3	0.0%	No	
				Gonzales	Juan R.	No Ballot Designation	No	5	0	3	0.0%	No	
		Paso Robles Joint Unified ¹⁰¹	Full	Gearhart	Tim	Retired Teacher	No	7	9,965	52,077	19.1%	Yes	
				Saunders	Debi	Incumbent	Yes	7	9,381	52,077	18.0%	Yes	
				Tate, Jr.	Ruben F.	Incumbent	Yes	7	7,208	52,077	13.8%	Yes	
				Simola	Robert	Incumbent	Yes	7	7,060	52,077	13.6%	Yes	
				Ritchie	Debbie	Medical Biller	No	7	6,488	52,077	12.5%	No	
				Perry	Mark	Foreman/Safety Officer	No	7	6,453	52,077	12.4%	No	
Harris	Barbara			Appointed Incumbent	Yes	7	5,345	52,077	10.3%	No			

⁹⁸Multiple county school district. Results for Alameda county are reported separately.⁹⁹Multiple county school district. Results for Stanislaus county are reported separately.¹⁰⁰Multiple county school district. Results for Santa Barbara and Ventura counties are reported separately.¹⁰¹Multiple county school district. Results for Monterey county are reported separately.

TABLE 2.1 VOTE TOTALS FOR SCHOOL DISTRICT BOARD CANDIDATES BY COUNTY AND ELECTION DATE, 2008

COUNTY	DATE	SCHOOL DISTRICT	DIS-TRICT/ SEAT	TERM OF OFFICE	CANDIDATE'S LAST NAME	CANDIDATE'S FIRST NAME	CANDIDATE'S BALLOT DESIGNATION	IN- CUM- BENT	NUMBER OF CAN- DIDATES	VOTES FOR CAN- DIDATE	TOTAL VOTES CAST ¹	PER- CENT OF VOTE	ELECTED
SAN LUIS OBISPO (continued)	11/4/2008	Pleasant Valley Joint Union Elementary ¹⁰²		Full	Murphy	Michael	Senior Deputy Sheriff	No	3	206	557	37.0%	Yes
					Richardson	Vicki	Appointed Incumbent	Yes	3	183	557	32.9%	Yes
					Velasquez	Robert	Police Officer	No	3	159	557	28.5%	No
	San Luis Coastal Unified		Full	Millar	Walter J.	Incumbent	Yes	4	14,272	45,543	31.3%	Yes	
				Angel	Phil	Teacher	No	4	12,465	45,543	27.4%	Yes	
				Houlgate	Laurence	Retired University Professor	No	4	11,048	45,543	24.3%	No	
				Duncan	Cathy	Administrative Assistant	No	4	7,525	45,543	16.5%	No	
	San Miguel Joint Union Elementary ¹⁰²		Full	Brooks	Charles W.	Firefighter	No	3	936	2,308	40.6%	Yes	
				Roberson	Robert E.	Incumbent	Yes	3	747	2,308	32.4%	Yes	
				Celedon	Sara R.	Assistant Branch Manager	No	3	615	2,308	26.6%	No	
	Solano Community College ¹⁰³		5	Full	Galvan	Gayle L.	Incumbent	Yes	2	61,868	92,365	67.0%	Yes
					Chacon	Daniel R.	Retired	No	2	29,995	92,365	32.5%	No
	SAN MATEO	5/6/2008	Portola Valley Elementary		Full	Youstra	Bill	Consultant/Dad	No	2	784	1,450	54.1%
Morris						David	Physician	No	2	666	1,450	45.9%	No
11/4/2008		Cabrillo Unified		Full	Moseley	John	Incumbent	Yes	3	6,884	16,252	42.4%	Yes
					Gardner	Charles M.	Incumbent	Yes	3	5,839	16,252	35.9%	Yes
					Johnson	Ken	Consultant	No	3	3,529	16,252	21.7%	No
Pacifica Elementary			Full	Manning-Villar	Eileen A.	Attorney/Parent	No	3	8,921	24,107	37.0%	Yes	
				Kaufman	Cynthia	Community College Professor	No	3	8,564	24,107	35.5%	Yes	
				Frater	Laurie W.	Appointed Incumbent	Yes	3	6,622	24,107	27.5%	No	
Ravenswood City Elementary			Full	Wilson	Sharifa	Director-College Track	No	7	3,119	11,538	27.0%	Yes	
				Mading	Saree	Vice Principal	No	7	2,002	11,538	17.4%	Yes	
				Knight	Charlie Mae	Retired Educator	No	7	1,630	11,538	14.1%	No	
				Wallace Green	Jacqueline	Incumbent	Yes	7	1,438	11,538	12.5%	No	
				Lopez Serrano	Marilu	Administrative Associate	No	7	1,255	11,538	10.9%	No	
				Skinner	Court	Retired Executive	No	7	1,122	11,538	9.7%	No	
				Starnes	Heather	Community/Youth Developer	No	7	972	11,538	8.4%	No	
San Mateo County Office of Education		4	Full	Hsiao	Rod	Incumbent	Yes	2	144,340	215,959	66.8%	Yes	
				Angeles	A.	Finance Insurance Analyst	No	2	71,619	215,959	33.2%	No	
	7	Full	Morantes	Memo	Incumbent	Yes	2	135,140	208,013	65.0%	Yes		
			Zasslow	Noria	No Ballot Designation	No	2	72,873	208,013	35.0%	No		

¹⁰²Multiple county school district. Results for Monterey county are reported separately.

¹⁰³Multiple county school district. Results for Solano and Yolo counties are reported separately.

TABLE 2.1 VOTE TOTALS FOR SCHOOL DISTRICT BOARD CANDIDATES BY COUNTY AND ELECTION DATE, 2008

COUNTY	DATE	SCHOOL DISTRICT	DIS- TRICT/ SEAT	TERM OF OFFICE	CANDIDATE'S LAST NAME	CANDIDATE'S FIRST NAME	CANDIDATE'S BALLOT DESIGNATION	IN- CUM BENT	NUMBER OF CAN- DIDATES	VOTES FOR CAN- DIDATE	TOTAL VOTES CAST ¹	PER- CENT OF VOTE	ELECTED
SAN MATEO (continued)	11/4/2008	South San Francisco Unified		Full	Dupra Goodman	Maurice	Business Owner/Educator	Yes	3	12,617	31,157	40.5%	Yes
					Bush	Judy	Government Employee	No	3	11,640	31,157	37.4%	Yes
					Burgess	Ronald C.	Marketing Manager	No	3	6,900	31,157	22.1%	No
SANTA BARBARA	11/4/2008	Allan Hancock Joint Community College	1	Full	Grennan	Henry M.	Incumbent	Yes	2	5,280	9,433	56.0%	Yes
					Marin	Samuel	Community Liason	No	2	4,153	9,433	44.0%	No
		Carpinteria Unified	1	Full	Panizzon	Louis J.	Retired Educator	No	3	5,839	12,062	48.4%	Yes
					Hickey Banks	Terry	Incumbent	Yes	3	4,352	12,062	36.1%	Yes
					Stauffer	Royce D.	Retired Chemist	No	3	1,871	12,062	15.5%	No
		Cuyama Joint Unified ¹⁰⁴	Full	Mann	Mike	Retired Farm Manager	No	5	194	787	24.7%	Yes	
				Kidd	Judith J.	Retired School Teacher	Yes	5	160	787	20.3%	Yes	
				Wilson	U.S.	Wastewater Manager	No	5	154	787	19.6%	Yes	
				Gonzalez	Juan R.	Appointed Incumbent	Yes	5	149	787	18.9%	No	
				Cloud	Tamra J.	Incumbent	Yes	5	130	787	16.5%	No	
		Guadalupe Union Elementary	Full	Baro	Maria Luisa	High School Teacher	No	3	1,021	2,106	48.5%	Yes	
				Santillan	Anna Marie	Incumbent	Yes	3	707	2,106	33.6%	Yes	
				Alvarez	George	No Ballot Designation	No	3	378	2,106	17.9%	No	
		Hope Elementary	Full	Gallo	Christopher	Financial Advisor	No	3	3,615	8,929	40.5%	Yes	
				Prentice	Chad	Attorney	No	3	2,772	8,929	31.0%	Yes	
				Kelly	M. Jason	Technology Company CEO	No	3	2,542	8,929	28.5%	No	
		Lompoc Unified	Full	Schuyler	Sue	Incumbent	Yes	6	9,094	36,323	25.0%	Yes	
				Moncier	Tim	Teacher	No	6	8,309	36,323	22.9%	Yes	
				Eatmon	Kay	No Ballot Designation	No	6	6,836	36,323	18.8%	Yes	
				Johnson	Sean F.	Mission Control Supervisor	No	6	6,057	36,323	16.7%	No	
				Wynne	Angela	No Ballot Designation	No	6	3,146	36,323	8.7%	No	
				Yazdani	Mohammed H.	Retired IT Manager	No	6	2,881	36,323	7.9%	No	
		Montecito Union Elementary	Full	Matthews	Brett	Business Executive/Father	No	3	2,192	4,852	45.2%	Yes	
				Morouse	Mary	Parent/Retired Executive	No	3	1,480	4,852	30.5%	Yes	
				Kupiec	Robert	Appointed Incumbent	Yes	3	1,180	4,852	24.3%	No	
		Santa Barbara High	Full	Cordero	Annette	School Board Member	Yes	5	39,035	156,331	25.0%	Yes	
				Christol Deaco	Susan	Parent/Teacher	No	5	36,238	156,331	23.2%	Yes	
Heron	H. Edward			Retired Business Executive	No	5	26,135	156,331	16.7%	Yes			
Ware	Charlotte			Community Volunteer	No	5	25,934	156,331	16.6%	No			
India	Jacqueline			No Ballot Designation	No	5	11,489	156,331	7.3%	No			

¹⁰⁴Multiple county school district. Results for San Luis Obispo and Ventura counties are reported separately.

TABLE 2.1 VOTE TOTALS FOR SCHOOL DISTRICT BOARD CANDIDATES BY COUNTY AND ELECTION DATE, 2008

COUNTY	DATE	SCHOOL DISTRICT	DIS-TRICT/ SEAT	TERM OF OFFICE	CANDIDATE'S LAST NAME	CANDIDATE'S FIRST NAME	CANDIDATE'S BALLOT DESIGNATION	IN- CUM BENT	NUMBER OF CAN- DIDATES	VOTES FOR CAN- DIDATE	TOTAL VOTES CAST ¹	PER- CENT OF VOTE	ELECTED		
SANTA BARBARA (continued)	11/4/2008	Santa Maria-Bonita Elementary		Full	Beebe	Craig M.	Senior Supervisor/Parent	No	5	9,205	39,856	23.1%	Yes		
					Milo	Ken	Retired Educator	No	5	8,076	39,856	20.3%	Yes		
					Ochoa	Ike	Incumbent	Yes	5	7,986	39,856	20.0%	Yes		
					Riloquio	David	Incumbent	Yes	5	7,596	39,856	19.1%	No		
					Cadena, Jr.	Daniel A.	Mechanical Engineer	No	5	6,993	39,856	17.5%	No		
		Santa Ynez Valley Union	Full	Porter	Bruce	No Ballot Designation	No	7	2,939	15,957	18.4%	Yes			
				Burtness	Chris	Retired Science Teacher	No	7	2,736	15,957	17.1%	Yes			
				Owens	Marc E.	Tax Professional	No	7	2,543	15,957	15.9%	No			
				Steele	Sharon	Incumbent	Yes	7	2,004	15,957	12.6%	No			
				Ream	Mark	Business Owner	No	7	1,950	15,957	12.2%	No			
				Mullin	Sandie	Parent/Realtor	No	7	1,942	15,957	12.2%	No			
		Solvang Elementary	Full	Saunders	Michele	Incumbent	Yes	3	1,333	3,154	42.3%	Yes			
				Aichinger	Peter E.	Aerospace Engineer	No	3	1,013	3,154	32.1%	Yes			
				Hunt	Melody J.	No Ballot Designation	No	3	808	3,154	25.6%	No			
		SANTA CLARA	2/5/2008	Berryessa Union Elementary		Short	Desai	Alkesh	Homeless Program Director	No	3	6,534	14,247	45.9%	Yes
							Hernandez	David	Educator/Business Analyst	No	3	3,870	14,247	27.2%	No
							Coyle	John	Retired School Inspector	No	3	3,843	14,247	27.0%	No
			11/4/2008	Alum Rock Union Elementary	Full	Herrera	Esau	Parent/Attorney	No	4	8,968	29,705	30.2%	Yes	
						Marquez	Dolores	Retired Truancy Liaison	No	4	7,362	29,705	24.8%	Yes	
						Morales	Lalo	Incumbent	Yes	4	6,943	29,705	23.4%	No	
Stattion	Sandra C.					Corporate Tax Consultant	No	4	6,432	29,705	21.7%	No			
Berryessa Union Elementary	Full			Claspill	Richard	Retired Teacher	No	5	7,149	33,181	21.5%	Yes			
				Nguyen	Khoa	Financial Analyst	No	5	6,798	33,181	20.5%	Yes			
			Neighbors	David J.	Certified Public Accountant	No	5	6,673	33,181	20.1%	No				
			Nasol	Rudy	Incumbent	Yes	5	6,421	33,181	19.4%	No				
			Hernandez	David S.	Program Director	No	5	6,140	33,181	18.5%	No				
Cambrian Elementary	Full		Rocha	Donald	Development Officer, City of San Jose	No	3	5,765	15,385	37.5%	Yes				
			Pyne	Susan	Incumbent	Yes	3	5,363	15,385	34.9%	Yes				
			Scotfield	Randy J.	Incumbent	Yes	3	4,257	15,385	27.7%	No				

TABLE 2.1 VOTE TOTALS FOR SCHOOL DISTRICT BOARD CANDIDATES BY COUNTY AND ELECTION DATE, 2008

COUNTY	DATE	SCHOOL DISTRICT	DIS-TRICT/ SEAT	TERM OF OFFICE	CANDIDATE'S LAST NAME	CANDIDATE'S FIRST NAME	CANDIDATE'S BALLOT DESIGNATION	IN- CUM- BENT	NUMBER OF CAN- DIDATES	VOTES FOR CAN- DIDATE	TOTAL VOTES CAST ¹	PER- CENT OF VOTE	ELECTED
SANTA CLARA (continued)	11/4/2008	Campbell Union High		Full	Gordon	Diane T.	Incumbent	Yes	5	36,105	101,792	35.5%	Yes
					Costanzo	Rick	Retired Principal	No	5	28,527	101,792	28.0%	Yes
					Carrasco	Lizandro	School Board Member, Luther Burbank SD	No	5	18,369	101,792	18.0%	No
					Reynolds, Jr.	Philip	Communications Technician	No	5	11,142	101,792	10.9%	No
					Barr	Dale I.	Optometrist	No	5	7,649	101,792	7.5%	No
		East Side Union High	Full	Nguyen	Lan	Governing Board Member, East Side UHSD	Yes	4	61,453	185,464	33.1%	Yes	
				Martinez-Roach	Patricia	Schoolteacher/Mother/Consultant	No	4	59,354	185,464	32.0%	Yes	
				Garcia	Eddie	Appointed Incumbent	Yes	4	45,391	185,464	24.5%	No	
				Tom	Tim	Nonprofit Manager	No	4	19,266	185,464	10.4%	No	
		Gilroy Unified	Full	Tovar	Fred	College Administrator/Educator	No	4	9,458	34,299	27.6%	Yes	
				Bress	Rhoda	Incumbent	Yes	4	8,317	34,299	24.2%	Yes	
				Good	Mark	Retired Police Sergeant	No	4	8,265	34,299	24.1%	Yes	
				Rosso	Jaime	Incumbent	Yes	4	8,259	34,299	24.1%	No	
		Lakeside Joint Elementary ¹⁰⁵	Full	Cox	Steven	Appointed Incumbent	Yes	3	176	445	39.6%	Yes	
				Nelson	Philip	Scientist	No	3	160	445	36.0%	Yes	
				Stassart	Elise	Parent	No	3	109	445	24.5%	No	
		Los Gatos-Saratoga Joint Union High ¹⁰⁶	Full	Rossi	Rosemary	Incumbent	Yes	3	12,647	33,458	37.8%	Yes	
				Wernick	Lorrie	Incumbent	Yes	3	11,633	33,458	34.8%	Yes	
				Zager	Robert	Businessman	No	3	9,178	33,458	27.4%	No	
		Luther Burbank Elementary	Full	Garza	Lorraine	Governing Bd Mbr, Luther Burbank SD	Yes	3	495	1,118	44.3%	Yes	
				Diaz	Blanca	Incumbent	Yes	3	412	1,118	36.9%	Yes	
				Mumy	John	Trade Show Installer	No	3	211	1,118	18.9%	No	
			Short	Hassan	Doreen	Youth Programs Director	No	2	430	797	54.0%	Yes	
				Ortiz	Pamela	Appointed Incumbent	Yes	2	367	797	46.0%	No	
		Milpitas Unified	Full	Alisantosa	Gwan	Software Engineering Manager	No	3	10,437	23,607	44.2%	Yes	
				Bobay	Daniel	Quality Control Manager	No	3	7,536	23,607	31.9%	Yes	
				Vuong	Vance	Interpreter/Radio Host	No	3	5,634	23,607	23.9%	No	
		Mountain View-Los Altos Union High	Full	Sweeley	Susan	Incumbent	Yes	3	25,245	57,836	43.6%	Yes	
				Faillace	Phil	Incumbent	Yes	3	18,515	57,836	32.0%	Yes	
				Rudolph	Colin	Technology Account Executive	No	3	14,076	57,836	24.3%	No	

¹⁰⁵Multiple county school district. Results for Santa Cruz county are reported separately.¹⁰⁶Multiple county school district. Results for Santa Cruz county are reported separately.

TABLE 2.1 VOTE TOTALS FOR SCHOOL DISTRICT BOARD CANDIDATES BY COUNTY AND ELECTION DATE, 2008

COUNTY	DATE	SCHOOL DISTRICT	DIS-TRICT/SEAT	TERM OF OFFICE	CANDIDATE'S LAST NAME	CANDIDATE'S FIRST NAME	CANDIDATE'S BALLOT DESIGNATION	IN-CUM-BENT	NUMBER OF CANDIDATES	VOTES FOR CANDIDATE	TOTAL VOTES CAST ¹	PER-CENT OF VOTE	ELECTED
SANTA CLARA (continued)	11/4/2008	North County Joint Union ¹⁰⁷		Full	O'Connell	Frank	Businessman	No	4	36	94	38.3%	Yes
					Faught	Renee	Incumbent	Yes	4	28	94	29.8%	Yes
					Wright	Mark M.	Appointed Incumbent	Yes	4	23	94	24.5%	Yes
					Cabrera	Christie	Appointed Incumbent	Yes	4	7	94	7.4%	No
		San Benito High ¹⁰⁸		Full	Gardner	Joseph	Appointed Incumbent	Yes	3	19	55	34.5%	No
					Muro	Evelyn E.	Incumbent	Yes	3	19	55	34.5%	Yes
					Rodriguez	Ray	Science-Engineering Associate	No	3	17	55	30.9%	Yes
		San Jose Unified	1	Full	Gonzalez	Jorge R.	Social Worker	Yes	2	6,414	9,246	69.4%	Yes
					Fitzgerald	Tim "Timothy"	Writer/Historian	No	2	2,832	9,246	30.6%	No
		Santa Clara County Office of Education	1	Full	Mah	Grace H.	Appointed Incumbent	Yes	2	47,806	67,111	71.2%	Yes
					Santiago	Ellen	Web Content Manager	No	2	19,305	67,111	28.8%	No
			4	Full	Di Salvo	Joseph S.	Educator/Adjunct Professor	No	3	30,132	78,680	38.3%	Yes
					Rummelhoff	Gary	Incumbent	Yes	3	24,320	78,680	30.9%	No
					Myers	Carol	Retired Secondary Teacher	No	3	24,228	78,680	30.8%	No
			5	Full	Song	Anna E.	Trustee, Santa Clara County BoE	Yes	2	40,886	76,102	53.7%	Yes
		Montano			Carmen	Governing Board Member, Milpitas USD	No	2	35,216	76,102	46.3%	No	
		Santa Clara Unified	2	Full	Gonzalez	Albert	Engineer/Father/Businessman	No	4	17,876	48,583	36.8%	Yes
					Bordenave	Don	Incumbent	Yes	4	12,071	48,583	24.8%	Yes
					Sallings	Noelani	Community Volunteer	No	4	12,042	48,583	24.8%	No
					Mangla	Ashish	Technologist/Engineer	No	4	6,594	48,583	13.6%	No
		West Valley-Mission Community College ¹⁰⁹	1	Short	Walsh	Chad	Business Owner/Teacher	No	2	78,863	119,852	65.8%	Yes
					Ellis, Jr.	Wade	Appointed Incumbent	Yes	2	40,989	119,852	34.2%	No
			3	Full	Constantin	Chris C.	Incumbent	Yes	4	56,845	171,458	33.2%	Yes
Grey	Adrienne				Businesswoman/Program Director	No	4	51,816	171,458	30.2%	Yes		
Jewett	Frank				Educational Business Consultant	No	4	50,952	171,458	29.7%	No		
Tran	Kathi N.				Insurance Sales Agent	No	4	11,845	171,458	6.9%	No		
SANTA CRUZ	11/4/2008	Bonny Doon Union Elementary	Full	Palm	Lisa	Incumbent	Yes	3	1,079	1,938	55.7%	Yes	
				Bourcier	Tyler	Educator/Parent	No	3	501	1,938	25.9%	Yes	
				Tedesco	Philip	Chief Executive Officer	No	3	352	1,938	18.2%	No	
			Short	Clarkson	Sam	Artist/Teacher/Investor	No	2	756	1,226	61.7%	Yes	
				Southstone	Bruce	Appointed Incumbent	Yes	2	462	1,226	37.7%	No	

¹⁰⁷Multiple county school district. Results for San Benito county are reported separately.

¹⁰⁸Multiple county school district. Results for San Benito county are reported separately.

¹⁰⁹Multiple county school district. Results for Santa Cruz county are reported separately.

TABLE 2.1 VOTE TOTALS FOR SCHOOL DISTRICT BOARD CANDIDATES BY COUNTY AND ELECTION DATE, 2008

COUNTY	DATE	SCHOOL DISTRICT	DIS-TRICT/ SEAT	TERM OF OFFICE	CANDIDATE'S LAST NAME	CANDIDATE'S FIRST NAME	CANDIDATE'S BALLOT DESIGNATION	IN- CUM BENT	NUMBER OF CAN- DIDATES	VOTES FOR CAN- DIDATE	TOTAL VOTES CAST ¹	PER- CENT OF VOTE	ELECTED
SANTA CRUZ (continued)	11/4/2008	Cabrillo Community College	3	Full	True	Susan	Children's Services Administrator	No	3	7,778	15,066	51.6%	Yes
					McGibben	Kevin	Businessman/MBA Instructor	No	3	4,951	15,066	32.9%	No
Rodriguez	Phil				Fund Accounting Consultant	No	3	2,201	15,066	14.6%	No		
		Lakeside Joint Elementary ¹¹⁰		Full	Cox	Steven	Appointed Incumbent	Yes	3	412	986	41.8%	Yes
	Nelson				Philip	Scientist	No	3	397	986	40.3%	Yes	
	Stassart				Elise	Parent	No	3	172	986	17.4%	No	
		Los Gatos-Saratoga Joint Union High ¹¹¹		Full	Wernick	Lorrie	Incumbent	Yes	3	1,410	3,475	40.6%	Yes
	Rossi				Rosemary	Incumbent	Yes	3	1,204	3,475	34.6%	Yes	
	Zager				Robert	Businessman	No	3	848	3,475	24.4%	No	
		Pajaro Valley Joint Unified ¹¹²	2	Full	Keegan	Doug	PVUSD Governing Board Member	Yes	2	2,665	5,263	50.6%	Yes
	Rivas				Lupe	Educator/Retired Teacher	No	2	2,551	5,263	48.5%	No	
	3		Full	Osmundson	Karen	Incumbent	Yes	2	178	310	57.4%	Yes	
				Simmons	Geri A.	Parent/Administrative Secretary	No	2	126	310	40.6%	No	
	6		Full	Nichols	Sandra	Incumbent	Yes	2	2,429	4,179	58.1%	Yes	
				Tzimbal	Ed	Parent/Business Owner	No	2	1,689	4,179	40.4%	No	
		Santa Cruz City Elementary	1	Full	Wagman	Ken S.	Incumbent	Yes	2	25,027	42,317	59.1%	Yes
	Logsdon				Jim	Retired School Superintendent	No	2	16,736	42,317	39.5%	No	
		Santa Cruz County Office of Education	1	Short	Hinde	Aaron	Chiropractic Physician/Father	No	2	9,209	16,722	55.1%	Yes
	Sanford				Brian	Appointed Incumbent	Yes	2	7,270	16,722	43.5%	No	
	4		Full	Winslow	George "Bud"	Retired University Professor	No	2	8,766	13,989	62.7%	Yes	
				Hugg	Rachel Y.	Community Volunteer	No	2	5,083	13,989	36.3%	No	
	5		Full	Marani	Vic	Educator/Coach/Parent	No	3	9,007	17,140	52.5%	Yes	
				Oliver	Michael	Science Educator Evaluator	No	3	4,274	17,140	24.9%	No	
		Maxwell		James M.	Incumbent	Yes	3	3,695	17,140	21.6%	No		
		Scotts Valley Unified		Full	Shulman	Michael	Engineer/Planning Commissioner	No	8	3,055	20,249	15.1%	Yes
	Beaman				Larry G.	Insurance Planner/Father	No	8	2,922	20,249	14.4%	Yes	
	Roth				Sue	Incumbent	Yes	8	2,851	20,249	14.1%	Yes	
	Dietrich				Don	Union Representative	No	8	2,497	20,249	12.3%	No	
	Espinola, Jr.				Joseph W.	Incumbent	Yes	8	2,360	20,249	11.7%	No	

¹¹⁰Multiple county school district. Results for Santa Clara county are reported separately.¹¹¹Multiple county school district. Results for Santa Clara county are reported separately.¹¹²Multiple county school district. Results for Monterey county are reported separately.

TABLE 2.1 VOTE TOTALS FOR SCHOOL DISTRICT BOARD CANDIDATES BY COUNTY AND ELECTION DATE, 2008

COUNTY	DATE	SCHOOL DISTRICT	DIS-TRICT/ SEAT	TERM OF OFFICE	CANDIDATE'S LAST NAME	CANDIDATE'S FIRST NAME	CANDIDATE'S BALLOT DESIGNATION	IN- CUM- BENT	NUMBER OF CAN- DIDATES	VOTES FOR CAN- DIDATE	TOTAL VOTES CAST ¹	PER- CENT OF VOTE	ELECTED
SANTA CRUZ (continued)	11/4/2008	Scotts Valley Unified		Full	Peyser	Kim S.	District Parent/Businessman	No	8	2,295	20,249	11.3%	No
					Santos	Linda	Accounting Manager/Mother	No	8	2,262	20,249	11.2%	No
					Frost	Neal	Small Business Owner	No	8	1,965	20,249	9.7%	No
	Soquel Union Elementary	Full	Donnelly	Ted	Incumbent	Yes	6	5,018	24,261	20.7%	Yes		
			Hamby	Lynette	Appointed Incumbent	Yes	6	4,700	24,261	19.4%	Yes		
			McGooden	Judy	Trustee, SUESD	Yes	6	4,015	24,261	16.5%	Yes		
			McGlenn-Calahen	Mary E.	Community Volunteer	No	6	3,778	24,261	15.6%	No		
			Hees	Kathy	Accountant/Business Owner	No	6	3,377	24,261	13.9%	No		
			Nadeau	Kim	Community Volunteer	No	6	3,268	24,261	13.5%	No		
			Torres-Ricca	Cynthia	Early Childhood Educator	No	2	5,150	9,795	52.6%	Yes		
			Graessle	Brett	Appointed Incumbent	Yes	2	4,561	9,795	46.6%	No		
			West Valley-Mission Community College ¹¹³	1	Short	Walsh	Chad	Business Owner	No	2	1,079	1,790	60.3%
	Ellis, Jr.	Wade				Appointed Incumbent	Yes	2	684	1,790	38.2%	No	
	3	Full		Constantin	Chris C.	Incumbent	Yes	4	949	3,027	31.4%	Yes	
				Jewett	Frank	Educator/Business Consultant	No	4	935	3,027	30.9%	No	
				Grey	Adrienne	Businesswoman/Program Director	No	4	933	3,027	30.8%	Yes	
Tran				Kathi N.	Insurance Sales Agent	No	4	192	3,027	6.3%	No		
SHASTA	11/4/2008	Red Bluff Joint Union High ¹¹⁴		Full	Goodwater	Rhonda J. Johnson	Incumbent	Yes	3	69	184	37.5%	No
					Moore	Rodney Jay	Incumbent	Yes	3	67	184	36.4%	Yes
					Feser	Lisa	ParaEducator	No	3	48	184	26.1%	No
	Siskiyou Joint Community College ¹¹⁵	4	Full	Ohlund	Barry	Small Business Owner	No	3	47	110	42.7%	Yes	
				Vodicka	Milan	College Instructor/Businessman	No	3	32	110	29.1%	No	
				Shaskey	Norman John	Certified Public Accountant	No	3	31	110	28.2%	No	
		6	Full	Hanna	Gregory C.	Rancher	No	2	69	108	63.9%	Yes	
				Rowe	William L.	Incumbent	Yes	2	39	108	36.1%	No	
				Tehama County Office of Education-Red Bluff ¹¹⁶	Full	Piffero	Steven	Educator	No	2	75	122	61.5%
	Rabalais	Danny	Incumbent			Yes	2	47	122	38.5%	Yes		
	SIERRA	11/4/2008	Sierra-Plumas Joint Unified ¹¹⁷			Full	York	Todd Matson	Rancher	No	2	936	1,714
				Driscoll	Timothy		Appointed Incumbent	Yes	2	769	1,714	44.9%	No

¹¹³Multiple county school district. Results for Santa Clara county are reported separately.

¹¹⁴Multiple county school district. Results for Tehama county are reported separately.

¹¹⁵Multiple county school district. Results for Siskiyou county are reported separately.

¹¹⁶Multiple county school district. Results for Tehama county are reported separately.

¹¹⁷Multiple county school district. Results for Plumas county are reported separately.

TABLE 2.1 VOTE TOTALS FOR SCHOOL DISTRICT BOARD CANDIDATES BY COUNTY AND ELECTION DATE, 2008

COUNTY	DATE	SCHOOL DISTRICT	DIS- TRICT/ SEAT	TERM OF OFFICE	CANDIDATE'S LAST NAME	CANDIDATE'S FIRST NAME	CANDIDATE'S BALLOT DESIGNATION	IN- CUM BENT	NUMBER OF CAN- DIDATES	VOTES FOR CAN- DIDATE	TOTAL VOTES CAST ¹	PER- CENT OF VOTE	ELECTED
SISKIYOU	11/4/2008	Butte Valley Unified	1	Full	Hensley	Paul	Road Worker	No	5	284	1,136	25.0%	Yes
					Hadwick	Linda	Retired Secretary	No	5	282	1,136	24.8%	Yes
					Bennett	Oletta	Retired Teacher	No	5	228	1,136	20.1%	No
					Deane	Shirley T.	Incumbent	Yes	5	177	1,136	15.6%	No
					McKay	Clydine	Incumbent	Yes	5	164	1,136	14.4%	No
			2	Full	Truax	Mike	Business Owner	No	3	407	650	62.6%	Yes
					Fields	Perry	Incumbent	Yes	3	170	650	26.2%	No
					Jerde	Walter John	Retired Truck Driver	No	3	70	650	10.8%	No
			Mt. Shasta Union Elementary	Full	Nels	Jean	Retired School Teacher	No	3	2,514	5,380	46.7%	Yes
					Schwartz	Paul	Incumbent	Yes	3	1,578	5,380	29.3%	Yes
		Duncan			John	Incumbent	Yes	3	1,268	5,380	23.6%	No	
		Siskiyou Joint Community College ¹¹⁸	4	Full	Ohlund	Barry	Small Business Owner	No	3	8,689	17,659	49.2%	Yes
					Shaskey	Norman John	Certified Public Accountant	No	3	4,964	17,659	28.1%	No
					Vodicka	Milan	College Instructor/Businessman	No	3	3,958	17,659	22.4%	No
			6	Full	Hanna	Gregory C.	Rancher	No	2	10,094	16,842	59.9%	Yes
					Rowe	William L.	Incumbent	Yes	2	6,684	16,842	39.7%	No
		Siskiyou Union High	1	Full	Blevins	Billy Joe	Retired Teacher/Coach	No	5	2,624	11,330	23.2%	Yes
					Tavalero	Susan	Parent	No	5	2,553	11,330	22.5%	Yes
					Winkelman	George	Incumbent	Yes	5	2,509	11,330	22.1%	No
					Blevins	Jana	Retired School Secretary	No	5	1,864	11,330	16.5%	No
					Clark	Arlandus Spike	Incumbent	Yes	5	1,742	11,330	15.4%	No
			2	Full	Wallace	Linda	Columnist/Writer/Educator	No	2	3,672	6,329	58.0%	Yes
Kreowski	Kevin				Business Owner	No	2	2,633	6,329	41.6%	No		
3	Full		Clark	Jay	Retired School Administrator	No	2	3,346	5,979	56.0%	Yes		
			Chambers	George	Incumbent	Yes	2	2,602	5,979	43.5%	No		
Tulelake Basin Joint Unified ¹¹⁹	Full		Boyd	Jeffrey R.	Incumbent	Yes	5	273	929	29.4%	Yes		
		Misso	David Porter	Community Activist	No	5	206	929	22.2%	No			
		Orr	Danny L.	Retired Teacher/Paramedic	No	5	197	929	21.2%	Yes			
		Macy	Thomas W.	Incumbent	Yes	5	171	929	18.4%	Yes			
		LeQuieu	Jerry	Incumbent	Yes	5	76	929	8.2%	No			

¹¹⁸Multiple county school district. Results for Shasta county are reported separately.¹¹⁹Multiple county school district. Results for Modoc county are reported separately.

TABLE 2.1 VOTE TOTALS FOR SCHOOL DISTRICT BOARD CANDIDATES BY COUNTY AND ELECTION DATE, 2008

COUNTY	DATE	SCHOOL DISTRICT	DIS-TRICT/ SEAT	TERM OF OFFICE	CANDIDATE'S LAST NAME	CANDIDATE'S FIRST NAME	CANDIDATE'S BALLOT DESIGNATION	IN- CUM- BENT	NUMBER OF CAN- DIDATES	VOTES FOR CAN- DIDATE	TOTAL VOTES CAST ¹	PER- CENT OF VOTE	ELECTED
SISKIYOU (continued)	11/4/2008	Yreka Union High	1	Full	Bear	Cindy	Incumbent	Yes	2	3,978	6,987	56.9%	Yes
					Jochim	Darlene	Small Business Owner	No	2	2,986	6,987	42.7%	No
			4	Full	Collier	Li C.	College Educator	No	3	4,385	9,785	44.8%	Yes
					Eller-Voges	Ronda	Retired Business Official	No	3	2,754	9,785	28.1%	Yes
				Bicego	Robert	Attorney at Law	No	3	2,603	9,785	26.6%	No	
SOLANO	11/4/2008	San Joaquin Delta Community College ¹²⁰	1	Full	Stebbins	C. Jennet	Businesswoman	No	3	1,137	2,910	39.1%	Yes
					Bugarin	Anthony E.	Incumbent	Yes	3	993	2,910	34.1%	No
					Grunsky	James	Businessman	No	3	758	2,910	26.0%	No
			2	Full	Cox	Mary Ann	Educator/Small Businessperson	No	5	1,637	2,935	55.8%	Yes
					Rishwain	David	Attorney/Businessman	No	5	432	2,935	14.7%	No
					Labounty	Thomas	Business Owner/Accountant	No	5	397	2,935	13.5%	No
					Sanchez	Motecuzoma	Warehouseman/Realtor/Student	No	5	291	2,935	9.9%	No
					Benigno	Gregory	Business Owner/Broker	No	5	160	2,935	5.5%	No
			5	Full	Castellanos	Steve	Architect/Business Person	No	2	1,866	2,802	66.6%	Yes
					Lennox	Al	Business Executive	No	2	915	2,802	32.7%	No
			6	Full	Brown	Teresa R.	University Program Developer	No	3	1,116	2,809	39.7%	Yes
					McCreary	Greg	Incumbent	Yes	3	978	2,809	34.8%	No
		Gamino			Carolyn	School Employee	No	3	698	2,809	24.8%	No	
		Solano Community College ¹²¹	1	Full	McCaffrey, Sr.	Philip R.	Incumbent	Yes	2	20,651	37,717	54.8%	Yes
					Wilkerson	Jerry R.	Business Relationship Manager	No	2	16,847	37,717	44.7%	No
			2	Full	Claffey	James M.	Retired College Professor	Yes	3	14,545	35,008	41.5%	Yes
					Brown	Monica	Teacher	No	3	13,909	35,008	39.7%	No
					McNeill, III	Joseph A. "Jose"	Business Person	No	3	6,409	35,008	18.3%	No
			4	Full	Thurston	Rosemary	Retired College Educator	No	2	13,703	23,122	59.3%	Yes
		Ubalde			Tony	Retired Clergy/Professor	Yes	2	9,322	23,122	40.3%	No	
Travis Unified			Short	Hood	Ivery	Educator	Yes	4	3,188	9,686	32.9%	Yes	
				Sanderson	Edwin	Preacher/Teacher	Yes	4	2,539	9,686	26.2%	Yes	
				Craig	Gary R.	Retired College Trustee	No	4	2,456	9,686	25.4%	No	
				Bishop	Donna	Foster Parent	No	4	1,467	9,686	15.1%	No	
SONOMA	11/4/2008	Bellevue Union Elementary	Full	Mills	Debra A.	Business Owner/Homemaker	No	3	2,771	7,603	36.4%	Yes	
				Kennedy	Yvonne L.	Incumbent	Yes	3	2,424	7,603	31.9%	Yes	
				Holden	Katherine	Incumbent	Yes	3	2,408	7,603	31.7%	No	

¹²⁰Multiple county school district. Results for Alameda, Calaveras, Sacramento, and San Joaquin counties are reported separately.

¹²¹Multiple county school district. Results for San Luis Obispo and Yolo counties are reported separately.

TABLE 2.1 VOTE TOTALS FOR SCHOOL DISTRICT BOARD CANDIDATES BY COUNTY AND ELECTION DATE, 2008

COUNTY	DATE	SCHOOL DISTRICT	DIS- TRICT/ SEAT	TERM OF OFFICE	CANDIDATE'S LAST NAME	CANDIDATE'S FIRST NAME	CANDIDATE'S BALLOT DESIGNATION	IN- CUM BENT	NUMBER OF CAN- DIDATES	VOTES FOR CAN- DIDATE	TOTAL VOTES CAST ¹	PER- CENT OF VOTE	ELECTED		
SONOMA (continued)	11/4/2008	Calistoga Joint Unified ¹²²		Full	Montez	Mary Burke	Artist- School Tutor	No	5	161	594	27.1%	No		
					Schlieder	Paul	Parent	No	5	124	594	20.9%	No		
					Hunt	Marty	Incumbent	Yes	5	118	594	19.9%	Yes		
					DiGiulio	Marco	Incumbent	Yes	5	102	594	17.2%	No		
					Feiner	Michael	Businessman	No	5	89	594	15.0%	No		
		Cloverdale Unified	Full	Scalabrini	Karen J.	Director of Finance	No	4	2,747	9,466	29.0%	Yes			
				MacDonald	Dianna	Community Volunteer	No	4	2,650	9,466	28.0%	Yes			
				Johnson	Dick	Incumbent	Yes	4	2,161	9,466	22.8%	Yes			
				Bunting	Daniel L.	Incumbent	Yes	4	1,908	9,466	20.2%	No			
		Cotati-Rohnert Park Unified	Full	Gilardi	Ed	Incumbent	Yes	3	10,050	28,527	35.2%	Yes			
				Pulley	Karyn	Incumbent	Yes	3	9,352	28,527	32.8%	Yes			
				Orloff	Marc	Parent/Claim Director	No	3	9,125	28,527	32.0%	No			
		Forestville Union Elementary	Full	Bullard	Jean	Parent/School Volunteer	No	3	1,883	5,018	37.5%	Yes			
				Eck	Guy	Appointed Incumbent	Yes	3	1,583	5,018	31.5%	Yes			
				Abler	Ron	Incumbent	Yes	3	1,552	5,018	30.9%	No			
		Liberty Elementary	Full	Johnston	Geraldine T.	Incumbent	Yes	3	689	1,574	43.8%	Yes			
				Evenich	Ronald K.	Incumbent	Yes	3	633	1,574	40.2%	Yes			
				Romano	Albert J.	Employment Attorney/Parent	No	3	252	1,574	16.0%	No			
		Sonoma County Junior College- Santa Rosa	Full	Call	Richard W. "Rick"	Incumbent	Yes	3	42,271	105,479	40.1%	Yes			
				Edgar	Don	Attorney/Parent/Coach	No	3	31,783	105,479	30.1%	Yes			
				Woods	Keith	Chief Executive Officer	No	3	31,425	105,479	29.8%	No			
		Sonoma County Office of Education	1	Full	Bantis	Alex	Retired Teacher	No	2	13,981	27,580	50.7%	Yes		
					Musili	John A.	Incumbent	Yes	2	13,599	27,580	49.3%	No		
		Windsor Unified	Full	Valenzuela	George R.	School Attorney/Teacher	No	3	6,626	17,064	38.8%	Yes			
				Seche	Ted	Incumbent	Yes	3	5,917	17,064	34.7%	Yes			
				Kirichenko-Egan	Shari	Incumbent	Yes	3	4,521	17,064	26.5%	No			
		STANISLAUS	11/4/2008	Yosemite Community College ¹²³	5	Full	Hallinan	Tom	Community College Trustee	Yes	4	35,410	126,166	28.1%	Yes
							Flores	Linda	Incumbent	Yes	4	32,925	126,166	26.1%	Yes
Riley	Michael						Retired Financial Officer	No	4	31,999	126,166	25.4%	Yes		
Neumann	Paul						Incumbent	Yes	4	25,832	126,166	20.5%	No		

¹²²Multiple county school district. Results for Napa county are reported separately.¹²³Multiple county school district. Results for San Joaquin county are reported separately.

TABLE 2.1 VOTE TOTALS FOR SCHOOL DISTRICT BOARD CANDIDATES BY COUNTY AND ELECTION DATE, 2008

COUNTY	DATE	SCHOOL DISTRICT	DIS-TRICT/ SEAT	TERM OF OFFICE	CANDIDATE'S LAST NAME	CANDIDATE'S FIRST NAME	CANDIDATE'S BALLOT DESIGNATION	IN- CUM BENT	NUMBER OF CAN- DIDATES	VOTES FOR CAN- DIDATE	TOTAL VOTES CAST ¹	PER- CENT OF VOTE	ELECTED
SUTTER	11/4/2008	Live Oak Unified	1	Full	Wingfield	Cindy	Realtor/Farmer	No	2	1,573	2,775	56.7%	Yes
					Goodman	Clayton W.	Farmer	No	2	1,181	2,775	42.6%	No
			3	Full	Jones	Terry	Business Owner/Contractor	No	4	1,109	2,808	39.5%	Yes
					Pamma	Gurvinder	Data Processing Manager	No	4	763	2,808	27.2%	No
					Marsh	Jim	Incumbent	Yes	4	639	2,808	22.8%	No
					Resendez	Joe	No Ballot Designation	No	4	289	2,808	10.3%	No
		4	Full	Owen	David	No Ballot Designation	No	2	1,740	2,668	65.2%	Yes	
				Bains	Sukhjinder "Suki"	Farmer	No	2	918	2,668	34.4%	No	
		Sutter Union High	Full	Crabtree	Tim	Agriculture Mechanics Teacher	No	4	1,562	5,557	28.1%	Yes	
				Ahlers	Rallin C.	Incumbent	Yes	4	1,551	5,557	27.9%	Yes	
				Hartner	Bruce T.	Incumbent	Yes	4	1,519	5,557	27.3%	No	
				Cooley, Jr.	Gordon	Farmer	No	4	915	5,557	16.5%	No	
		Yuba City Unified	1	Full	Ferreira	James	Assistant Principal	No	3	12,980	33,383	38.9%	Yes
					Kobayashi	Sharman	Incumbent	Yes	3	10,325	33,383	30.9%	Yes
					Kamegas	David J.	Incumbent	Yes	3	9,958	33,383	29.8%	No
			2	Full	Cooley	Herbert W.	Teacher	No	3	9,215	19,995	46.1%	Yes
					Bohmann	Michael G.	Incumbent	Yes	3	7,010	19,995	35.1%	No
					Rigsby	Richard	Air Monitoring Technician	No	3	3,668	19,995	18.3%	No
TEHAMA	11/4/2008	Antelope Elementary	Short	Barrow	Shannon	Teacher	No	2	891	1,724	51.7%	Yes	
				Hickok	James F.	Elementary School Teacher	No	2	825	1,724	47.9%	No	
		Corning Union High	Full	Minto	Don	Farmer	No	3	3,607	7,857	45.9%	Yes	
				Salado	Daniel A.	Incumbent	Yes	3	2,427	7,857	30.9%	Yes	
				Steinacher	Bob	Incumbent	Yes	3	1,802	7,857	22.9%	No	
		Evergreen Union	Full	Tomasini	James T.	Incumbent	Yes	4	1,629	4,954	32.9%	Yes	
				Constant	Bradley J.	Incumbent	Yes	4	1,477	4,954	29.8%	Yes	
				Kessner	Jan	Store Owner	No	4	1,052	4,954	21.2%	No	
				Schlosser	Maria	Government Operations Supervisor	No	4	773	4,954	15.6%	No	
		Gerber Union Elementary	Full	Kennedy	Cherrie	Retired Secretary/Bookkeeper	No	3	656	1,552	42.3%	Yes	
				Krammer	Joseph P.	Incumbent	Yes	3	490	1,552	31.6%	Yes	
				Simpson	Margaret	No Ballot Designation	No	3	392	1,552	25.3%	No	
		Glenn County Office of Education-Orland ¹²⁴	Full	Holzapfel	Judith L.	Retired School Nurse	No	2	22	39	56.4%	Yes	
				Mullanix	Pat	Retired Administrative Secretary	No	2	17	39	43.6%	No	

¹²⁴Multiple county school district. Results for Glenn county are reported separately.

TABLE 2.1 VOTE TOTALS FOR SCHOOL DISTRICT BOARD CANDIDATES BY COUNTY AND ELECTION DATE, 2008

COUNTY	DATE	SCHOOL DISTRICT	DIS- TRICT/ SEAT	TERM OF OFFICE	CANDIDATE'S LAST NAME	CANDIDATE'S FIRST NAME	CANDIDATE'S BALLOT DESIGNATION	IN- CUM BENT	NUMBER OF CAN- DIDATES	VOTES FOR CAN- DIDATE	TOTAL VOTES CAST ¹	PER- CENT OF VOTE	ELECTED
TEHAMA (continued)	11/4/2008	Lassen View Union Elementary		Full	Long	Marilyn M.	Incumbent	Yes	3	696	1,792	38.8%	Yes
					Drury	Tim	Teacher	No	3	553	1,792	30.9%	Yes
					Christensen	Tyler R.	Incumbent	Yes	3	540	1,792	30.1%	No
		Los Molinos Unified		Full	Mesecher	Roger A.	Incumbent	Yes	2	569	1,110	51.3%	Yes
					Seaman	Rhonda	No Ballot Designation	No	2	534	1,110	48.1%	No
		Orland Joint Unified ¹²⁵		Full	Kraemer	Ben W.	Incumbent	Yes	6	28	109	25.7%	Yes
					Porras	Vangie	Incumbent	Yes	6	21	109	19.3%	Yes
					Hendry	Mark E.	Incumbent	Yes	6	20	109	18.3%	No
					Donnelley	Larry	Educator	No	6	17	109	15.6%	Yes
					Hansen	Roger J.	Almond Processing Supervisor	No	6	12	109	11.0%	No
					Stifter	Christine A.	Public Information Officer	No	6	11	109	10.1%	No
		Red Bluff Joint Union High ¹²⁶		Full	Moore	Rodney Jay	Incumbent	Yes	3	9,211	24,035	38.3%	Yes
					Goodwater	Rhonda J. Johnson	Incumbent	Yes	3	8,276	24,035	34.4%	Yes
					Feser	Lisa	ParaEducator	No	3	6,426	24,035	26.7%	No
		Richfield Elementary		Full	Long	Jim	Incumbent	Yes	4	282	985	28.6%	Yes
					Ross	Jeremy E.	Rancher	Yes	4	278	985	28.2%	Yes
					Frost	Adrienne L. G.	Incumbent	Yes	4	249	985	25.3%	Yes
					Johnston	Keith	General Contractor	No	4	174	985	17.7%	No
		Tehama County Office of Education-Red Bluff ¹²⁶		Full	Rabalais	Danny	Incumbent	Yes	2	10,391	20,513	50.7%	Yes
					Piffero	Steven	Educator	No	2	9,896	20,513	48.2%	No
TRINITY	No School District Contests												
TULARE	11/4/2008	Alta Vista Elementary		Full	Perez	Maria	Student	Yes	4	162	574	28.2%	Yes
					Larue Miley	Hellena	Student Nutrition Cook	Yes	4	157	574	27.4%	Yes
					Williams	Edward	No Ballot Designation	No	4	125	574	21.8%	No
					Almanza	Victor T.	Student	No	4	122	574	21.3%	No
		College of the Sequoias ¹²⁷	3	Full	Mann	Earl	Incumbent	Yes	3	4,721	10,791	43.7%	Yes
					Rodriguez-Pena	Carmita	Head Counselor	No	3	4,004	10,791	37.1%	No
					Macareno	Ruben	No Ballot Designation	No	3	2,012	10,791	18.6%	No

¹²⁵Multiple county school district. Results for Glenn county are reported separately.¹²⁶Multiple county school district. Results for Shasta county are reported separately.¹²⁷Multiple county school district. Results for Fresno county are reported separately.

TABLE 2.1 VOTE TOTALS FOR SCHOOL DISTRICT BOARD CANDIDATES BY COUNTY AND ELECTION DATE, 2008

COUNTY	DATE	SCHOOL DISTRICT	DIS-TRICT/ SEAT	TERM OF OFFICE	CANDIDATE'S LAST NAME	CANDIDATE'S FIRST NAME	CANDIDATE'S BALLOT DESIGNATION	IN- CUM- BENT	NUMBER OF CAN- DIDATES	VOTES FOR CAN- DIDATE	TOTAL VOTES CAST ¹	PER- CENT OF VOTE	ELECTED	
TULARE (continued)	11/4/2008	Cutler-Orosi Joint Unified ¹²⁸	4	Full	McClard	Llyod Marvin	Incumbent	Yes	2	266	389	68.4%	Yes	
					Gonzalez	Leo	No Ballot Designation	No	2	121	389	31.1%	No	
		Delano Joint Union High ¹²⁹		Full	Perigo	Anna "Campos"	Health Service Clerk	Yes	4	604	2,098	28.8%	No	
					Martinez	Anthony	Business Owner	Yes	4	567	2,098	27.0%	No	
					McCorkle	Vern	Retired Teacher	No	4	527	2,098	25.1%	Yes	
					Morrison	Arnold Wayne	Educator	No	4	390	2,098	18.6%	No	
		Ducor Union Elementary		Full	Hughes	Patricia	Incumbent	Yes	3	187	436	42.9%	Yes	
					Theye	Vicki	Incumbent	Yes	3	141	436	32.3%	Yes	
					Dowling	Roman	Civil Engineer	No	3	108	436	24.8%	No	
		Earlilmart Elementary		Full	Mendoza	Victoria	Incumbent	Yes	4	450	1,457	30.9%	Yes	
					Garcia	Ruby V.	Retired	No	4	390	1,457	26.8%	No	
					Perez	Isela G.	Teacher	No	4	390	1,457	26.8%	No	
					Lopez	Rogelio	Business Owner	No	4	223	1,457	15.3%	No	
					Short	Ramirez	Susanna	Parent/Student	No	2	588	898	65.5%	Yes
					Zapata	Pablo S.	Parent	Yes	2	306	898	34.1%	No	
		Exeter Union Elementary		Full	Sutton	Dean	Incumbent	Yes	5	2,187	8,615	25.4%	Yes	
					Reyes	Teresa	Teacher	Yes	5	1,961	8,615	22.8%	Yes	
					Becker	Nancy	Business Woman/Parent	Yes	5	1,935	8,615	22.5%	Yes	
					Hirni	Mickey	Incumbent	No	5	1,600	8,615	18.6%	No	
					Perez, Jr.	Harry	Incumbent	Yes	5	914	8,615	10.6%	No	
		Exeter Union High		Full	Conley	Joe	Incumbent	Yes	3	2,782	7,803	35.7%	Yes	
					Norman	Charlie	Fire Battalion Chief	Yes	3	2,637	7,803	33.8%	Yes	
					McGee	Mike	Appointed Incumbent	Yes	3	2,354	7,803	30.2%	No	
		Kingsburg Joint Union High ¹³⁰		Full	Carlson	Blake	Farmer	Yes	3	643	1,388	46.3%	Yes	
					Jackson	Rick D.	Incumbent	Yes	3	469	1,388	33.8%	Yes	
					Serpa	Mike	No Ballot Designation	No	3	271	1,388	19.5%	No	

¹²⁸Multiple county school district. Results for Fresno county are reported separately.

¹²⁹Multiple county school district. Results for Kern county are reported separately.

¹³⁰Multiple county school district. Results for Fresno and Kings counties are reported separately.

TABLE 2.1 VOTE TOTALS FOR SCHOOL DISTRICT BOARD CANDIDATES BY COUNTY AND ELECTION DATE, 2008

COUNTY	DATE	SCHOOL DISTRICT	DIS- TRICT/ SEAT	TERM OF OFFICE	CANDIDATE'S LAST NAME	CANDIDATE'S FIRST NAME	CANDIDATE'S BALLOT DESIGNATION	IN- CUM BENT	NUMBER OF CAN- DIDATES	VOTES FOR CAN- DIDATE	TOTAL VOTES CAST ¹	PER- CENT OF VOTE	ELECTED
TULARE (continued)	11/4/2008	Porterville Unified		Full	Gill	Sharon	Incumbent	Yes	6	9,407	43,681	21.5%	Yes
					Buettner	Hayley	Business Manager/Mother	Yes	6	8,577	43,681	19.6%	Yes
					Garcia Contreras	Patricia	Retired Elementary Principal	Yes	6	7,143	43,681	16.4%	Yes
					Nash	John U.	Incumbent	No	6	6,603	43,681	15.1%	No
					Sanchez	Juan J.	High School Teacher	No	6	6,387	43,681	14.6%	No
					Hughes	Fred V.	Corrections Counselor	No	6	5,478	43,681	12.5%	No
		Richgrove Elementary	Full	Cervantes	Hipolito "Paul"	Incumbent	Yes	3	243	525	46.3%	Yes	
				Valencia	Josephine B.	Homemaker	Yes	3	146	525	27.8%	Yes	
				Macias Ramirez	Carlos	Incumbent	Yes	3	132	525	25.1%	No	
		Saucelito Elementary	Full	Noble	Stan	Incumbent	Yes	2	36	49	73.5%	Yes	
				De Paoli	Michael	Farmer	No	2	13	49	26.5%	No	
		Springville Union Elementary	Full	Shew	Dianne B.	Incumbent	Yes	4	1,186	3,406	34.8%	Yes	
				Ferrell	Chris Robert	Minister	Yes	4	911	3,406	26.7%	Yes	
				Prentiss	Linda	Retired Educator	No	4	753	3,406	22.1%	No	
				Wallace	Craig N.	Professional Engineer	No	4	550	3,406	16.1%	No	
		State Center Community College ¹³¹	2	Full	Smith	William J.	Incumbent	Yes	2	3,350	5,393	62.1%	Yes
					Maher	Philip	Retired Appraiser	No	2	2,013	5,393	37.3%	No
			5	Full	Caglia	Richard M.	Businessman/Attorney	No	2	2,938	5,452	53.9%	Yes
					Forhan	Phillip J.	Incumbent	Yes	2	2,491	5,452	45.7%	No
		Strathmore Union Elementary	Full	Sanchez	Adele	Bookkeeper/Parent	Yes	5	526	1,899	27.7%	Yes	
				Tucker	Tracy Paul	Incumbent	Yes	5	444	1,899	23.4%	Yes	
				Burkett	Rod	Incumbent	Yes	5	435	1,899	22.9%	No	
				Guajardo	Miguel M.	General Contractor	No	5	280	1,899	14.7%	No	
				McGuire	Frank C.	Business Owner	No	5	212	1,899	11.2%	No	
		Tipton Elementary	Full	Machado	Tony	Appointed Incumbent	Yes	5	259	761	34.0%	Yes	
				Heeger	Shelley	Incumbent	Yes	5	202	761	26.5%	Yes	
				Sanchez	Connie	Self-Employed Housekeeper	No	5	127	761	16.7%	No	
Teeters Perry	Loretta			Housewife	No	5	92	761	12.1%	No			
Lopez Gudino	Demetrio			Truck Driver	No	5	78	761	10.2%	No			
Tulare County Office of Education ¹³²	Short	Maldonado Arroyo	Celia	Appointed Incumbent	Yes	2	4,707	8,264	57.0%	Yes			
		Castillo	Ronnie	Business Consultant	No	2	3,502	8,264	42.4%	No			

¹³¹Multiple county school district. Results for Fresno, Kings and Madera counties are reported separately.¹³²Multiple county school district. Results for Fresno county are reported separately.

TABLE 2.1 VOTE TOTALS FOR SCHOOL DISTRICT BOARD CANDIDATES BY COUNTY AND ELECTION DATE, 2008

COUNTY	DATE	SCHOOL DISTRICT	DIS-TRICT/ SEAT	TERM OF OFFICE	CANDIDATE'S LAST NAME	CANDIDATE'S FIRST NAME	CANDIDATE'S BALLOT DESIGNATION	IN- CUM- BENT	NUMBER OF CAN- DIDATES	VOTES FOR CAN- DIDATE	TOTAL VOTES CAST ¹	PER- CENT OF VOTE	ELECTED		
TULARE (continued)	11/4/2008	Tulare Joint Union High ¹³³		Full	Mederos	Cathy M.	Homemaker/Parent	Yes	5	10,246	27,068	37.9%	Yes		
					Fernandes	Frank J.	Farmer/Dairyman	Yes	5	7,326	27,068	27.1%	Yes		
					Thomas	Derek A.	Correctional Officer	No	5	4,023	27,068	14.9%	No		
					Strawn	Elva Jean	Retired Health Technician	No	5	3,176	27,068	11.7%	No		
					Cushing	Samantha A.	Trading Assistant	No	5	2,253	27,068	8.3%	No		
		Woodlake Union Elementary	Full	Kimber	John C.	Incumbent	Yes	4	952	3,077	30.9%	Yes			
				Renteria	Helen P.	Retired Secretary	Yes	4	759	3,077	24.7%	Yes			
				Martinez	Arminda	Accounting Technician	No	4	749	3,077	24.3%	No			
				Chapman, III	Ralph M.	Incumbent	Yes	4	614	3,077	20.0%	No			
		Woodlake Union High	Full	Owen	Kent W.	Incumbent	Yes	6	1,351	5,259	25.7%	Yes			
				Hardcastle	V. Wayne	Incumbent	Yes	6	1,278	5,259	24.3%	Yes			
				Fesperman	Steve Scott	Science Teacher	No	6	825	5,259	15.7%	No			
				Carrasco	Rudy C.	High School Administrator	No	6	801	5,259	15.2%	No			
				Holguin	Deborah Lynn	Retired	No	6	693	5,259	13.2%	No			
				Lewis	Mack	Retired School Administrator	No	6	303	5,259	5.8%	No			
		TUOLUMNE	11/4/2008	Summerville Union High		Full	Marquez	David	Parent/Businessman	No	4	2,774	7,903	35.1%	Yes
							Spisak	Dennis R.	Building Inspector	No	4	1,885	7,903	23.9%	Yes
							Alderson	Adrienne	Incumbent	Yes	4	1,776	7,903	22.5%	No
							White	David	Incumbent	Yes	4	1,445	7,903	18.3%	No
		VENTURA	11/4/2008	Camarillo Unified		Full	Speakman	Ron D.	School Board Trustee	No	6	18,272	94,495	19.3%	Yes
Berg	Sandra						School Board Trustee	No	6	17,639	94,495	18.7%	Yes		
Little	William						Retired City Manager	No	6	17,368	94,495	18.4%	Yes		
Lerner	Patty						School Board Trustee	No	6	16,268	94,495	17.2%	Yes		
Chuidian	Judith A.						Mother	No	6	12,923	94,495	13.7%	Yes		
Herrera	Susan						Property Manager	No	6	11,532	94,495	12.2%	No		
Conejo Valley Unified	Full			Connolly	Betsy	Veterinarian/College Instructor	No	8	20,705	95,151	21.8%	Yes			
				Buckles	Peggy	Businesswoman	No	8	17,441	95,151	18.3%	Yes			
				Andersen	John E.	Father/Businessman	No	8	14,696	95,151	15.4%	No			
				Hatland	Dennis	Teacher/Educational Trainer	No	8	14,038	95,151	14.8%	No			
				Svitenko	Julie	Community Volunteer	No	8	11,605	95,151	12.2%	No			
				Lamp	Scott	Research Scientist	No	8	8,766	95,151	9.2%	No			
				Nickles	Douglas V.	Parent	No	8	5,837	95,151	6.1%	No			
				Delano Williams	Marlon	Professional Driving Instructor	No	8	1,753	95,151	1.8%	No			

¹³³Multiple county school district. Results for Kings county are reported separately.

TABLE 2.1 VOTE TOTALS FOR SCHOOL DISTRICT BOARD CANDIDATES BY COUNTY AND ELECTION DATE, 2008

COUNTY	DATE	SCHOOL DISTRICT	DIS- TRICT/ SEAT	TERM OF OFFICE	CANDIDATE'S LAST NAME	CANDIDATE'S FIRST NAME	CANDIDATE'S BALLOT DESIGNATION	IN- CUM BENT	NUMBER OF CAN- DIDATES	VOTES FOR CAN- DIDATE	TOTAL VOTES CAST ¹	PER- CENT OF VOTE	ELECTED
VENTURA (continued)	11/4/2008	Cuyama Joint Unified ¹³⁴		Full	Kidd	Judith J.	Retired School Teacher	Yes	5	29	111	26.1%	Yes
					Mann	Mike	Retired Farm Manager	No	5	27	111	24.3%	Yes
					Wilson	U.S.	Wastewater Manager	No	5	20	111	18.0%	Yes
					Gonzalez	Juan R.	Appointed Incumbent	Yes	5	19	111	17.1%	No
					Cloud	Tamra J.	Incumbent	Yes	5	16	111	14.4%	No
		El Tejon Unified ¹³⁵	Full	Regan	Paula J.	Incumbent	Yes	9	55	302	18.2%	Yes	
				Hurst	Kenneth	Incumbent	Yes	9	48	302	15.9%	Yes	
				Fleming	John W.	Detective	No	9	45	302	14.9%	Yes	
				Jenkins	Jennie	Educator	No	9	45	302	14.9%	No	
				Brennan	Terry	Retired Supervisor/Driver	No	9	30	302	9.9%	No	
				Sokolowski	Gary M.	Teacher/Actor	No	9	24	302	7.9%	No	
				Kjenaas	Peter	CEO/Producer	No	9	22	302	7.3%	No	
				Soares	Ana M.	Attorney	No	9	17	302	5.6%	No	
				Oliver	Bradford	Engineering Consultant/Recruiter	No	9	16	302	5.3%	No	
		Fillmore Unified	Full	Garnica	John	Incumbent	Yes	4	2,791	8,927	31.3%	Yes	
				De La Piedra	Virginia A.	Incumbent	Yes	4	2,620	8,927	29.3%	Yes	
				Holladay	John	Realtor	No	4	2,229	8,927	25.0%	No	
				Austin	Mark A.	Land Use Planner	No	4	1,261	8,927	14.1%	No	
		Hueneme Elementary	Full	Branstrom	Donna L.	Retired Teacher	No	3	5,760	15,569	37.0%	Yes	
				Ramos	Rafael "Ralph"	Incumbent	Yes	3	5,604	15,569	36.0%	Yes	
				Swenson	Scott	Incumbent	Yes	3	4,087	15,569	26.3%	No	
		Moorpark Unified	Full	Thomas	Bruce J.	Governing Board Member	Yes	6	5,729	28,525	20.1%	Yes	
				Barker	Gregory J.	Incumbent	Yes	6	5,272	28,525	18.5%	Yes	
				Van Dam	Ute E.	School Psychologist	No	6	4,869	28,525	17.1%	Yes	
				Lacour	Donna	Educator/Parent	No	6	4,777	28,525	16.7%	No	
				Langkusch	Lou	Community Volunteer	No	6	3,893	28,525	13.6%	No	
				Panossian	Natalie A.	Military Officer/Attorney	No	6	3,849	28,525	13.5%	No	
		Oak Park Unified	Full	Iceland	Jan	Incumbent	Yes	4	3,199	9,459	33.8%	Yes	
Laifman	Barbara			Appointed Incumbent	Yes	4	2,629	9,459	27.8%	Yes			
Kaz	Edward			Public School Teacher	No	4	2,469	9,459	26.1%	No			
Bonoli	Philip J.			Attorney	No	4	1,122	9,459	11.9%	No			

¹³⁴Multiple county school district. Results for San Luis Obispo and Santa Barbara counties are reported separately.¹³⁵Multiple county school district. Results for Kern county are reported separately.

TABLE 2.1 VOTE TOTALS FOR SCHOOL DISTRICT BOARD CANDIDATES BY COUNTY AND ELECTION DATE, 2008

COUNTY	DATE	SCHOOL DISTRICT	DIS-TRICT/ SEAT	TERM OF OFFICE	CANDIDATE'S LAST NAME	CANDIDATE'S FIRST NAME	CANDIDATE'S BALLOT DESIGNATION	IN- CUM- BENT	NUMBER OF CAN- DIDATES	VOTES FOR CAN- DIDATE	TOTAL VOTES CAST ¹	PER- CENT OF VOTE	ELECTED
VENTURA (continued)	11/4/2008	Oxnard Elementary		Full	O'Leary	Denis	Governing Board Member, Oxnard SD	Yes	3	17,406	39,432	44.1%	Yes
					Duff	Albert "Al"	Incumbent	Yes	3	12,274	39,432	31.1%	Yes
					Jauregui	Aurelio	Businessman	No	3	9,433	39,432	23.9%	No
		Pleasant Valley Elementary ¹³⁶	Full	Kitchens	Suzanne	Governing Board Member	Yes	4	15,436	45,267	34.1%	Yes	
				Harwood	Warren	Housing Commissioner	No	4	13,300	45,267	29.4%	Yes	
				Chuidian	Judith A.	Mother	No	4	9,070	45,267	20.0%	No	
				Hazeltine	Rick	Editor/Writer	No	4	7,235	45,267	16.0%	No	
		Santa Paula Elementary	Full	Cadman	Rick	Retired SPESD Educator	No	5	2,624	11,487	22.8%	Yes	
				Marshall	Gary D.	Incumbent	Yes	5	2,574	11,487	22.4%	Yes	
				De La Torre	Ofelia V.	Incumbent	Yes	5	2,573	11,487	22.4%	No	
				Hicks	Tim	Agriculture Scientist/Parent	No	5	2,092	11,487	18.2%	No	
				Gherardi	Ginger	Retired VCTC Director	No	5	1,577	11,487	13.7%	No	
		Santa Paula Union High	Full	Ponce-Gomez	Diana S.	Attorney	No	5	3,895	13,537	28.8%	Yes	
				Wilson	Chris	Builder/Arborist	No	5	3,474	13,537	25.7%	Yes	
				Sepulveda	Catherine	Incumbent	Yes	5	2,633	13,537	19.5%	No	
				Cerda	Yolie	Parent/Businesswoman	No	5	1,978	13,537	14.6%	No	
				Castaneda	Andrew F.	Construction Contractor	No	5	1,502	13,537	11.1%	No	
		Simi Valley Unified	Full	Collins	Rob	Teacher	Yes	6	25,647	106,074	24.2%	Yes	
				Sandland	Debbie	Incumbent	Yes	6	24,357	106,074	23.0%	Yes	
				Difatta	Janice	Incumbent	Yes	6	19,633	106,074	18.5%	Yes	
				Cruz	Ray	Business Owner/Educator	No	6	16,243	106,074	15.3%	No	
				Smith	Eric	Student	No	6	10,880	106,074	10.3%	No	
				Jashinsky	Brad	Student/Business Owner	No	6	8,994	106,074	8.5%	No	
Ventura County Office of Education	3	Full	Lisagor	Mark	Children's Dentist/Educator	No	2	34,195	58,571	58.4%	Yes		
			Valenzano	Christopher M.	Governing Board Member, Ventura Co BoE	Yes	2	23,843	58,571	40.7%	No		
	5	Full	Flores	Ramon	Departmental Supervisor/Engineer	No	2	23,334	35,877	65.0%	Yes		
			Miller	Dan	Pastor/Businessman	No	2	12,208	35,877	34.0%	No		

¹³⁶Multiple county school district. Results for Monterey and Nevada counties are reported separately.

TABLE 2.1 VOTE TOTALS FOR SCHOOL DISTRICT BOARD CANDIDATES BY COUNTY AND ELECTION DATE, 2008

COUNTY	DATE	SCHOOL DISTRICT	DIS- TRICT/ SEAT	TERM OF OFFICE	CANDIDATE'S LAST NAME	CANDIDATE'S FIRST NAME	CANDIDATE'S BALLOT DESIGNATION	IN- CUM BENT	NUMBER OF CAN- DIDATES	VOTES FOR CAN- DIDATE	TOTAL VOTES CAST ¹	PER- CENT OF VOTE	ELECTED
YOLO	11/4/2008	Solano Community College ¹³⁷	1	Full	McCaffrey, Sr.	Philip R.	Incumbent	Yes	2	1,274	2,136	59.6%	Yes
					Wilkerson	Jerry R.	Business Relationship Manager	No	2	862	2,136	40.4%	No
		Washington Unified	Full	Westin	Dave	Parent/Educator/Trustee	No	4	9,395	27,109	34.7%	Yes	
				Blackmer	Teresa	Retired Educator	No	4	7,461	27,109	27.5%	Yes	
				Leland	Mary	Incumbent	Yes	4	6,029	27,109	22.2%	Yes	
				Kalar	Barry D.	Incumbent	Yes	4	4,224	27,109	15.6%	No	
		Yuba Community College ¹³⁸	3	Full	Tafoya	Xavier C.	Incumbent	Yes	3	9,275	21,078	44.0%	Yes
					Rodriguez	Cirenio	Educator	No	3	6,967	21,078	33.1%	No
					Kirkwood	Richard	Retired City Manager	No	3	4,836	21,078	22.9%	No
		YUBA	11/4/2008	Marysville Joint Unified ¹³⁹	2	Full	Markle	Margie	Incumbent	Yes	2	2,142	3,763
Dannible	Anthony						Retired University Professor	No	2	1,621	3,763	43.1%	No
3	Full			Flurry	Jim	Incumbent	Yes	2	2,244	4,346	51.6%	Yes	
				Patty	Larry D.	Retired Educator	No	2	2,102	4,346	48.4%	No	
4	Full			Rechs	Bernard	School Board Trustee	Yes	2	3,251	5,316	61.2%	Yes	
				Haskell	Val	Retired Classified Employee	No	2	2,065	5,316	38.8%	No	
Nevada County Office of Education ¹⁴⁰	2			Full	Stoval	Joseph "Buck"	Community Volunteer	No	2	140	233	60.1%	No
					Voss	James R.	Appointed Incumbent	Yes	2	93	233	39.9%	Yes
Plumas Lake Elementary	Full			Leinweber	Merilee	Appointed Incumbent	Yes	3	818	2,079	39.3%	Yes	
				Bommarito	Craig	Appointed Incumbent	No	3	666	2,079	32.0%	Yes	
				Smith	Martin D.	School Board Member	Yes	3	595	2,079	28.6%	No	
Wheatland Union High	Full			Guzman	Justin A.	Teacher	No	8	1,358	7,704	17.6%	Yes	
				Bartholomew	Johnna	Community Newspaper Owner	No	8	1,298	7,704	16.8%	Yes	
		Medina	Staci	Local Business Owner	No	8	1,273	7,704	16.5%	Yes			
		Webb, Jr.	Henry	Youth Sports	No	8	1,072	7,704	13.9%	No			
		Coe, Jr.	Robert H.	Incumbent	Yes	8	988	7,704	12.8%	No			
		Bishop	Bruce	Electrical Supplies Distributor	No	8	828	7,704	10.7%	No			
		Bentley	Terry	Business Management	No	8	455	7,704	5.9%	No			
Barrett	Stacy	No Ballot Designation	No	8	432	7,704	5.6%	No					

¹³⁷Multiple county school district. Results for San Luis Obispo and Solano counties are reported separately.¹³⁸Multiple county school district. Results for Colusa, Glenn and Lake counties are reported separately.¹³⁹Multiple county school district. Results for Butte county are reported separately.¹⁴⁰Multiple county school district. Results for Nevada county are reported separately.

TABLE 2.2 SUMMARY OF ELECTION OUTCOMES FOR
SCHOOL BOARD OFFICES, 2008

		Percent	N
Incumbent Candidates	Win	69.9	577
	Lose	30.1	249
	Total	100.0	826
Non-Incumbent Candidates	Win	34.6	469
	Lose	65.4	887
	Total	100.0	1,356
Winning Candidates	Incumbent	55.2	577
	Non-Incumbent	44.8	469
	Total	100.0	1,046
Losing Candidates	Incumbent	55.2	249
	Non-Incumbent	78.1	887
	Total	100.0	1,136
All Candidates	Incumbent	37.9	826
	Non-Incumbent	62.1	1,356
	Total	100.0	2,182