

**REPORT OF 1% MANUAL TALLY**  
[Elections Code section 15360]

County: Marin

Election: November 8, 2022, General Election

Manual tally method used:  One Part [section 15360(a)(1)]

Two Part [section 15360(a)(2)]

Date and time notice provided (attach copy of the notice):

November 16, 2022, 10 a.m.

Internet website where additional information about the manual tally is posted, if applicable:

www.marinvotes.org

Date and time the manual tally commenced, beginning with the random selection of precincts and batches (must be after the close of the polls on Election Day):

Tuesday, November 22, 2022, 10 a.m.

Date and time the manual tally finished:

Friday, December 2, 2022, 1 p.m.

Estimated number of members of the public who observed the process:

Four (4)

Total number of ballots counted in this election (official canvass numbers):

Polling place / vote center ballots (including provisionals)	8,765
Vote-by-mail ballots	112,637

Total number of ballots manually tallied:

Polling place / vote center ballots (including provisionals)	863
Vote-by-mail ballots	1,301

Precincts in the county for this election (attach list describing all precincts with the number of ballots in each, indicating whether ballots are polling place / vote center, vote-by-mail, or provisional):

Total number of precincts in the election	137
Total number of precincts selected for the manual tally	7 batches vote center ballots included 74 prcncts.

Batches of vote-by-mail or provisional ballots (attach list describing each batch with the number of ballots in each, indicating whether ballots are polling place / vote center, vote-by-mail, or provisional):

Total number of batches in the election	1,130
Total number of batches selected for the manual tally	14

Method used to choose precincts and batch of ballots to manually tally (include description of random selection method):

We assigned a number to each batch of vote center ballots and vote-by-mail ballots. We then used an online number generator to randomly select batch numbers. We rolled a 10-sided die to determine the number of times to generate the list and then used the final list of numbers to select batches of vote center ballots and batches of vote-by-mail ballots. For example: If we rolled a five, we would generate five lists of random numbers and use the last list to select the batches. Separate lists of random numbers were generated for the vote center batches and vote-by-mail batches. Once we had the random numbers, we retrieved the corresponding batches.

*attach additional pages if necessary*

Description of any discrepancies noted (include details about each discrepancy and how each was resolved; also include anything unusual observed during the manual tally process or anything that may improve the manual tally process):

Zero (0) discrepancies for vote center batches and vote-by-mail batches.

*attach additional pages if necessary*


This report is submitted pursuant to Elections Code section 15360(f).

Submitted on this date: December 6, 2022 by:

Elections Official Name: Lynda Roberts

Signature: \_\_\_\_\_





## ELECTIONS DEPARTMENT

Providing a responsive, transparent, and professional approach to conducting elections.

Lynda Roberts  
REGISTRAR OF VOTERS

Melvin Briones  
ASSISTANT REGISTRAR OF  
VOTERS

PO Box E  
San Rafael, CA 94913

Marin County Civic Center  
3501 Civic Center Drive  
Suite 121  
San Rafael, CA 94903  
415 473 6456 T  
415 473 6447 F  
415 473 6899 TTY  
www.marinvotes.org  
elections@marincounty.org

# ***Public Notice of Manual Tally of Ballots*** ***November 8, 2022, General Election***

### **Purpose**

Verify the accuracy of the automated count.

### **Random Selection of Ballots to Count**

Tuesday, November 22, 10 a.m.

### **Manual Counting Begins**

Wednesday, November 23, 8 a.m.

The tally will continue weekdays (excluding holidays) between 8 a.m. and 4:30 p.m. until the process is finished.

### **Location**


Marin County Elections Department  
**Suite 121, Marin Civic Center**  
3501 Civic Center Drive, San Rafael

The public manual tally of ballots is conducted pursuant to California Elections Code §15360. Questions? Call 415-473-6456.

**NOTICE POSTED**

November 16, 2022

By: 



### Featured Links

- [How Do I?](#)
- [Contact Us](#)
- [Frequently Asked Questions](#)
- [Forms](#)
- [What We Do](#)
- [Voter Information Portal](#)

### Elections

- ▣ [\\*NEW\\* Voter's Choice Act](#)
- ▣ [Election Information](#)
- ▣ [Voter Accessibility](#)
- ▣ [Voter Registration](#)
- ▣ [Voter Resources](#)
- ▣ [Voting Information](#)
- ▣ [Financial Disclosure](#)
- ▣ [Petitions](#)
- ▣ [Election Workers](#)
- ▣ [Advisory Committees](#)
- ▣ [Video Gallery](#)

## Elections / Registrar of Voters

Lynda Roberts, Registrar of Voters, Elections



### ★ Public Notice of Manual Tally of Ballots ★

**Process begins Tuesday, November 22, 10 a.m.**

NOTICE POSTED: November 16, 2022

**Current Election:**  
**November 8, 2022 General Election**

**Notice:** [Election Observer Information](#)

**Unofficial Final Election Results**

An Official Final Results will be posted when the election is certified in Marin County.

Voters who were notified about a signature issue on their ballot envelope still have time to resolve the problem.  
 Call 415-473-6456 for more information.

**Student Elections Ambassador Program**

We are proud to announce the Student Elections Ambassador Program. Students who participate will serve as a crucial link between the Elections Department and their peers.

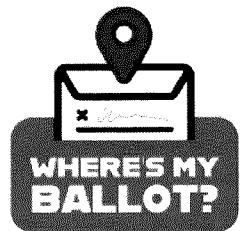
[Learn More About The Program](#)

### Election Results


- ☆ [November 8, 2022 General Election](#)
- ☆ [Past Elections](#)

### Upcoming Elections

- ☆ [2022 Election Schedule](#)
- ☆ [2023 Election Schedule](#)



Track your ballot from mailed to counted.



Find services, forms and information

Search



HOW DO I?

GOVERNMENT

FOR RESIDENTS

FOR BUSINESS

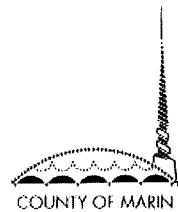
RECREATION

CONTACTS

You are here: [Home](#) > [Departments](#) > [Elections](#) > [Election Information](#) > [November 8, 2022](#) > [News and Notices](#) > [Manual Tally](#)

# County of Marin - News Releases - Public Notice of Manual Tally of Ballots, November 8, 2022, General Election

Lynda Roberts, Registrar of Voters, Elections



## NEWS RELEASE

[www.marincounty.org/news](http://www.marincounty.org/news)

For Immediate Release  
November 16, 2022

### Contact:

Lynda Roberts  
Registrar of Voters  
Elections Department

Marin Civic Center Administration  
Building  
3501 Civic Center Drive  
Suite 121  
San Rafael, CA 94903  
(415) 473-6401

[Email: Lynda Roberts](mailto:Lynda.Roberts@marincounty.org)  
[Elections website](http://www.marincounty.org/elections)

### Public Notice of Manual Tally of Ballots November 8, 2022, General Election

The public manual tally of ballots is conducted pursuant to California Elections Code §15360.

### Purpose

Verify the accuracy of the automated count.

### Random Selection of Ballots to Count

Tuesday, November 22, 10 a.m.

### Manual Counting Begins

Wednesday, November 23, 8 a.m.

The tally will continue weekdays (excluding holidays) between 8 a.m. and 4:30 p.m. until the process is finished.

### Location

Marin County Elections Department  
**Suite 121, Marin Civic Center**  
3501 Civic Center Drive, San Rafael

Questions? Call 415-473-6456.

**Marin County Registrar of Voters**

**November 8, 2022 - Public 1% Manual Tally - Summary**

**Manual Tally Variances**

Vote Center Batches zero (0)

Vote by Mail Batches zero (0)

**Batches used for Manual Tally**

**Vote Centers**

Random Roll: Full Ballot - 100%

Supplemental Batches:

Tabulator	Batch #	Total
Poll-2	7	133
Poll-6	9	177

Tabulator	Batch #	Total
Poll-4	6	88
Poll-5	5	251
Poll-6	2	83
Poll-6	7	124
Poll-8	1	7

Total number of ballots manually tallied: 863  
 Total number of batches manually tallied: 7

**Vote By Mail**

Random Roll: Full Ballot - 100%

Supplemental Batches:

Tabulator	Batch #	Total
VBM-2	10	100
VBM-2	57	100
VBM-2	108	100
VBM-2	116	100
VBM-3	229	101
VBM-3	285	100
VBM-3	413	100
VBM-3	458	100
VBM-3	486	100
VBM-3	568	100
VBM-3	701	100
VBM-3	718	100

Tabulator	Batch #	Total
VBM-1	71	50
VBM-3	823	50

Total number of ballots manually tallied: 1301  
 Total number of batches manually tallied: 14

Total number of ballots manually tallied: 2164

Total number batches of selected for the manually tallied: 21



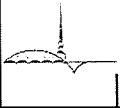
# Voting Precinct List by Report Group

November 8 2022 Statewide General Election - November 08, 2022

Report Group: All Precincts

Item: List of All Voting Precincts

Voting Precinct	Comment	Voting Precinct	Comment	Voting Precinct	Comment
10901		20710		31114	
10902		20811		31115	
10903		20812		31216	
10904		20813		31217	
10905		20814		31218	
10906		20815		31219	
10907		20916		31220	
10908		20917		31221	
10909		20918		31222	
10910		20919		31223	
10911		21220		31224	
10912		21221		31225	
10913		21222		31226	
10914		21223		31227	
10915		21224		40201	
11216		21225		40202	
11217		21226		40203	
11218		21227		40404	
11219		30101		40405	
11220		30202		40506	
11221		30503		40507	
11222		30504		40608	
20301		30505		40609	
20302		30506		40610	
20403		30507		40611	
20404		31008		40612	
20405		31009		40913	
20406		31110		40914	
20407		31111		40915	
20708		31112		40916	
20709		31113		40917	



# Voting Precinct List by Report Group

November 8 2022 Statewide General Election - November 08, 2022

Report Group: All Precincts

Item: List of All Voting Precincts

Voting Precinct	Comment	Voting Precinct	Comment	Voting Precinct	Comment
40918		50606			
40919		50607			
40920		50608			
41221		50609			
41222		50610			
41223		50611			
41224		50612			
41225		50613			
41226		51214			
41227		51215			
41228		51216			
41229		51217			
41230		51218			
41231					
41232					
41233					
41234					
41235					
41236					
41237					
41238					
41239					
41240					
41241					
41242					
41243					
50601					
50602					
50603					
50604					
50605					





# Voting Precinct List by Report Group

November 8 2022 Statewide General Election - November 08, 2022

Report Group: All Precincts

Item: List of All Voting Precincts

Voting Precinct	Comment	Voting Precinct	Comment	Voting Precinct	Comment
	Total Voting Pcts for: List of All Voting Precincts				
					137
	Total Voting Pcts:				137

**2022 November General  
November 8, 2022  
Precinct Turnout Canvass  
Marin**

	Registered Voters	Voters Cast	Turnout (%)	Vote Center	Vote by Mail						
10901	0	0	0.00								
10902	5103	3749	73.47	135	3614						
10903	2716	2020	74.37	72	1948						
10904	2232	1305	58.47	88	1217						
10905	4760	3404	71.51	224	3180						
10906	5	2	40.00		2						
10907	1788	1156	64.65	48	1108						
10908	2	0	0.00								
10909	242	169	69.83	8	161						
10910	236	139	58.90	11	128						
10911	221	166	75.11	7	159						
10912	1464	1088	74.32	53	1035						
10913	4287	3199	74.62	133	3066						
10914	578	376	65.05	24	352						
10915	1284	876	68.22	47	829						
11216	3797	2828	74.48	103	2725						
11217	3	1	33.33		1						
11218	8	6	75.00	1	5						
11219	3742	2656	70.98	103	2553						
11220	365	280	76.71	9	271						
11221	4	2	50.00		2						
11222	895	655	73.18	37	618						
20301	4408	3245	73.62	360	2885						
20302	1399	1062	75.91	170	892						
20403	3444	2458	71.37	163	2295						
20404	498	357	71.69	31	326						
20405	3413	2569	75.27	216	2353						
20406	0	0	0.00								
20407	541	403	74.49	29	374						
20708	1698	1269	74.73	101	1168						
20709	10	2	20.00		2						
20710	2	1	50.00		1						
20811	2166	1664	76.82	112	1552						
20812	4337	3237	74.64	265	2972						
20813	0	0	0.00								
20814	3044	2251	73.95	141	2110						
20815	2	2	100.00		2						
20916	3609	2572	71.27	158	2414						
20917	31	23	74.19	1	22						
20918	35	19	54.29	2	17						
20919	0	0	0.00								
21220	1818	1303	71.67	87	1216						
21221	1071	786	73.39	41	745						
21222	22	16	72.73	2	14						
21223	4190	2991	71.38	229	2762						
21224	29	23	79.31	3	20						
21225	256	193	75.39	15	178						
21226	614	462	75.24	29	433						

	Registered Voters	Voters Cast	Turnout (%)	Vote Center	Vote by Mail						
21227	322	222	68.94	10	212						
30101	1647	1304	79.17	71	1233						
30202	0	0	0.00								
30503	4747	3525	74.26	243	3282						
30504	16	13	81.25	3	10						
30505	0	0	0.00								
30506	3912	2889	73.85	172	2717						
30507	1931	1398	72.40	75	1323						
31008	4071	3017	74.11	319	2698						
31009	1565	1147	73.29	105	1042						
31110	4	3	75.00		3						
31111	1699	1190	70.04	82	1108						
31112	3369	2381	70.67	172	2209						
31113	826	618	74.82	51	567						
31114	147	108	73.47	6	102						
31115	619	456	73.67	37	419						
31216	2975	2160	72.61	190	1970						
31217	3253	2382	73.22	293	2089						
31218	2370	1281	54.05	159	1122						
31219	185	118	63.78	5	113						
31220	0	0	0.00								
31221	2756	1915	69.48	136	1779						
31222	468	311	66.45	19	292						
31223	249	172	69.08	29	143						
31224	551	395	71.69	18	377						
31225	269	201	74.72	11	190						
31226	0	0	0.00								
31227	202	152	75.25	9	143						
40201	4748	3409	71.80	197	3212						
40202	1265	918	72.57	50	868						
40203	1061	746	70.31	44	702						
40404	618	461	74.60	39	422						
40405	566	350	61.84	40	310						
40506	2	2	100.00		2						
40507	0	0	0.00								
40608	1395	1007	72.19	60	947						
40609	902	625	69.29	50	575						
40610	1294	968	74.81	71	897						
40611	551	409	74.23	27	382						
40612	1107	743	67.12	59	684						
40913	2308	969	41.98	99	870						
40914	0	0	0.00								
40915	797	552	69.26	27	525						
40916	212	124	58.49	8	116						
40917	222	123	55.41	10	113						
40918	58	32	55.17	5	27						
40919	432	308	71.30	11	297						
40920	0	0	0.00								
41221	292	194	66.44	7	187						
41222	1984	1503	75.76	99	1404						
41223	443	310	69.98	29	281						
41224	0	1	0.00	1							
41225	10	4	40.00		4						
41226	2838	2154	75.90	241	1913						
41227	847	688	81.23	122	566						

	Registered Voters	Voters Cast	Turnout (%)	Vote Center	Vote by Mail						
41228	589	437	74.19	32	405						
41229	291	229	78.69	17	212						
41230	11	7	63.64	1	6						
41231	416	305	73.32	10	295						
41232	3	0	0.00								
41233	0	0	0.00								
41234	268	221	82.46	7	214						
41235	3	2	66.67	1	1						
41236	566	411	72.61	25	386						
41237	1929	1485	76.98	153	1332						
41238	111	70	63.06	3	67						
41239	173	105	60.69	6	99						
41240	534	432	80.90	30	402						
41241	124	103	83.06	14	89						
41242	5	5	100.00		5						
41243	14	6	42.86	1	5						
50601	3469	2568	74.03	148	2420						
50602	2662	1797	67.51	147	1650						
50603	787	496	63.02	46	450						
50604	2960	2011	67.94	156	1855						
50605	3400	2277	66.97	208	2069						
50606	2423	1749	72.18	93	1656						
50607	3468	2341	67.50	200	2141						
50608	4647	2985	64.23	227	2758						
50609	932	645	69.21	39	606						
50610	574	426	74.22	41	385						
50611	1610	1158	71.93	66	1092						
50612	1525	946	62.03	91	855						
50613	21	9	42.86	3	6						
51214	1194	818	68.51	50	768						
51215	1595	1137	71.29	81	1056						
51216	1276	916	71.79	88	828						
51217	0	0	0.00								
51218	480	362	75.42	12	350						
Total	170534	121402	71.19	8765	112637						

	Tabulator	Batch	Ballot Type	Registered Voters	Turnout (%)	A
Poll-2	1			170534	0.08 %	129
Poll-2	2			170534	0.09 %	151
Poll-2	3			170534	0.05 %	86
Poll-2	4			170534	0.07 %	127
Poll-2	5			170534	0.11 %	184
Poll-2	6			170534	0.09 %	150
Poll-2	7			170534	0.08 %	133
Poll-2	8			170534	0.08 %	144
Poll-2	9			170534	0.05 %	84
Poll-2	10			170534	0.06 %	100
Poll-2	11			170534	0.06 %	100
Poll-2	12			170534	0.06 %	100
Poll-2	13			170534	0.06 %	100
Poll-2	14			170534	0.08 %	131
Poll-2	15			170534	0.07 %	112
Poll-2	16			170534	0.06 %	100
Poll-2	17			170534	0.06 %	100
Poll-2	18			170534	0.06 %	100
Poll-2	19			170534	0.05 %	83
Poll-2	20			170534	0.06 %	100
Poll-2	21			170534	0.06 %	100
Poll-2	22			170534	0.06 %	100
Poll-2	23			170534	0.09 %	148
Poll-2	24			170534	0.06 %	100
Poll-2	25			170534	0.06 %	100
Poll-2	26			170534	0.06 %	100
Poll-2	27			170534	0.06 %	100
Poll-2	28			170534	0.04 %	73
Poll-2	29			170534	0.06 %	100
Poll-2	30			170534	0.04 %	70
Poll-2	31			170534	0.06 %	100
Poll-2	32			170534	0.06 %	100
Poll-2	33			170534	0.06 %	100
Poll-2	34			170534	0.06 %	100
Poll-2	35			170534	0.04 %	67
Poll-2	36			170534	0.06 %	100
Poll-2	37			170534	0.06 %	100
Poll-2	38			170534	0.06 %	100
Poll-2	39			170534	0.06 %	100
Poll-2	40			170534	0.03 %	59
Poll-2	41			170534	0.06 %	100
Poll-2	42			170534	0.06 %	100
Poll-2	43			170534	0.06 %	100
Poll-2	44			170534	0.06 %	100
Poll-2	45			170534	0.06 %	100
Poll-2	46			170534	0.06 %	100
Poll-2	47			170534	0.06 %	100
Poll-2	48			170534	0.04 %	61
Poll-2	49			170534	0.03 %	54
Poll-2	50			170534	0.00 %	1
Poll-4	1			170534	0.07 %	122
Poll-4	6			170534	0.05 %	90
Poll-4	7			170534	0.06 %	100
Poll-4	8			170534	0.08 %	140

	Tabulator	Batch	Ballot Type	Registered Voters	Turnout (%)	A
Poll-4	9			170534	0.04 %	60
Poll-4	10			170534	0.03 %	57
Poll-4	11			170534	0.02 %	30
Poll-4	12			170534	0.04 %	60
Poll-4	13			170534	0.02 %	39
Poll-4	18			170534	0.06 %	99
Poll-5	1			170534	0.16 %	277
Poll-5	5			170534	0.16 %	265
Poll-5	6			170534	0.12 %	200
Poll-5	10			170534	0.06 %	101
Poll-6	1			170534	0.07 %	124
Poll-6	2			170534	0.06 %	99
Poll-6	3			170534	0.12 %	200
Poll-6	7			170534	0.07 %	124
Poll-6	8			170534	0.10 %	174
Poll-6	9			170534	0.10 %	177
Poll-6	10			170534	0.06 %	100
Poll-8	1			170534	0.24 %	408
Poll-8	2			170534	0.12 %	200
Poll-8	3			170534	0.08 %	134
Poll-8	4			170534	0.20 %	338
Total				170534	5.14 %	8765

Tabulator	Batch	Ballot Type	Registered Voters	Turnout (%)	A
VBM-1	1		170534	0.06 %	100
VBM-1	2		170534	0.06 %	100
VBM-1	3		170534	0.06 %	100
VBM-1	4		170534	0.06 %	100
VBM-1	5		170534	0.06 %	100
VBM-1	6		170534	0.06 %	100
VBM-1	7		170534	0.06 %	100
VBM-1	8		170534	0.06 %	99
VBM-1	9		170534	0.06 %	100
VBM-1	10		170534	0.06 %	99
VBM-1	11		170534	0.06 %	100
VBM-1	12		170534	0.06 %	100
VBM-1	13		170534	0.06 %	100
VBM-1	14		170534	0.06 %	100
VBM-1	15		170534	0.06 %	100
VBM-1	16		170534	0.06 %	100
VBM-1	17		170534	0.06 %	95
VBM-1	18		170534	0.06 %	100
VBM-1	19		170534	0.06 %	100
VBM-1	20		170534	0.06 %	100
VBM-1	21		170534	0.06 %	100
VBM-1	22		170534	0.06 %	100
VBM-1	23		170534	0.06 %	100
VBM-1	24		170534	0.06 %	100
VBM-1	25		170534	0.06 %	101
VBM-1	26		170534	0.06 %	100
VBM-1	27		170534	0.06 %	100
VBM-1	28		170534	0.06 %	100
VBM-1	29		170534	0.06 %	100
VBM-1	30		170534	0.06 %	100
VBM-1	31		170534	0.06 %	100
VBM-1	32		170534	0.06 %	100
VBM-1	33		170534	0.06 %	100
VBM-1	34		170534	0.06 %	100
VBM-1	35		170534	0.06 %	100
VBM-1	36		170534	0.06 %	99
VBM-1	37		170534	0.06 %	100
VBM-1	38		170534	0.06 %	100
VBM-1	39		170534	0.06 %	100
VBM-1	40		170534	0.06 %	100
VBM-1	41		170534	0.06 %	100
VBM-1	42		170534	0.06 %	100
VBM-1	43		170534	0.06 %	100
VBM-1	44		170534	0.06 %	98
VBM-1	45		170534	0.06 %	100
VBM-1	46		170534	0.06 %	100
VBM-1	47		170534	0.05 %	91
VBM-1	48		170534	0.06 %	100
VBM-1	49		170534	0.06 %	100
VBM-1	50		170534	0.05 %	90
VBM-1	51		170534	0.06 %	100
VBM-1	52		170534	0.06 %	100
VBM-1	53		170534	0.06 %	100
VBM-1	54		170534	0.06 %	100

	Tabulator	Batch	Ballot Type	Registered Voters	Turnout (%)	A
VBM-1	55			170534	0.06 %	100
VBM-1	56			170534	0.06 %	100
VBM-1	57			170534	0.06 %	100
VBM-1	58			170534	0.06 %	99
VBM-1	59			170534	0.06 %	97
VBM-1	60			170534	0.06 %	100
VBM-1	61			170534	0.05 %	90
VBM-1	62			170534	0.06 %	100
VBM-1	63			170534	0.06 %	99
VBM-1	64			170534	0.06 %	100
VBM-1	65			170534	0.06 %	100
VBM-1	66			170534	0.06 %	101
VBM-1	67			170534	0.06 %	101
VBM-1	68			170534	0.06 %	100
VBM-1	69			170534	0.06 %	100
VBM-1	70			170534	0.06 %	100
VBM-1	71			170534	0.06 %	100
VBM-1	72			170534	0.06 %	100
VBM-1	73			170534	0.06 %	100
VBM-1	74			170534	0.06 %	100
VBM-1	75			170534	0.06 %	100
VBM-1	76			170534	0.06 %	100
VBM-1	77			170534	0.06 %	100
VBM-1	78			170534	0.06 %	100
VBM-1	79			170534	0.06 %	100
VBM-1	80			170534	0.06 %	100
VBM-1	81			170534	0.06 %	100
VBM-1	82			170534	0.06 %	100
VBM-1	83			170534	0.06 %	100
VBM-1	84			170534	0.06 %	100
VBM-1	85			170534	0.06 %	101
VBM-1	86			170534	0.06 %	100
VBM-1	87			170534	0.06 %	100
VBM-1	88			170534	0.06 %	100
VBM-1	89			170534	0.06 %	100
VBM-1	90			170534	0.06 %	100
VBM-2	1			170534	0.06 %	99
VBM-2	2			170534	0.06 %	100
VBM-2	3			170534	0.06 %	100
VBM-2	4			170534	0.03 %	50
VBM-2	5			170534	0.09 %	149
VBM-2	6			170534	0.06 %	100
VBM-2	7			170534	0.06 %	100
VBM-2	8			170534	0.06 %	100
VBM-2	9			170534	0.06 %	100
VBM-2	10			170534	0.06 %	100
VBM-2	11			170534	0.06 %	100
VBM-2	12			170534	0.06 %	100
VBM-2	13			170534	0.06 %	101
VBM-2	14			170534	0.06 %	100
VBM-2	15			170534	0.06 %	100
VBM-2	16			170534	0.06 %	100
VBM-2	17			170534	0.06 %	100
VBM-2	18			170534	0.06 %	100



	Tabulator	Batch	Ballot Type	Registered Voters	Turnout (%)	A
VBM-2	19			170534	0.06 %	100
VBM-2	20			170534	0.06 %	100
VBM-2	21			170534	0.06 %	100
VBM-2	22			170534	0.06 %	100
VBM-2	23			170534	0.06 %	100
VBM-2	24			170534	0.06 %	100
VBM-2	25			170534	0.06 %	100
VBM-2	26			170534	0.06 %	101
VBM-2	27			170534	0.06 %	100
VBM-2	28			170534	0.06 %	99
VBM-2	29			170534	0.06 %	99
VBM-2	30			170534	0.06 %	100
VBM-2	31			170534	0.06 %	101
VBM-2	32			170534	0.06 %	100
VBM-2	33			170534	0.06 %	100
VBM-2	34			170534	0.06 %	100
VBM-2	35			170534	0.06 %	100
VBM-2	36			170534	0.06 %	100
VBM-2	37			170534	0.06 %	100
VBM-2	38			170534	0.06 %	100
VBM-2	39			170534	0.06 %	100
VBM-2	40			170534	0.06 %	100
VBM-2	41			170534	0.06 %	100
VBM-2	42			170534	0.06 %	100
VBM-2	43			170534	0.06 %	100
VBM-2	44			170534	0.06 %	100
VBM-2	45			170534	0.06 %	100
VBM-2	46			170534	0.06 %	100
VBM-2	47			170534	0.06 %	100
VBM-2	48			170534	0.06 %	100
VBM-2	49			170534	0.06 %	100
VBM-2	50			170534	0.06 %	100
VBM-2	51			170534	0.06 %	100
VBM-2	52			170534	0.06 %	99
VBM-2	53			170534	0.06 %	100
VBM-2	54			170534	0.06 %	101
VBM-2	55			170534	0.06 %	100
VBM-2	56			170534	0.06 %	100
VBM-2	57			170534	0.06 %	100
VBM-2	58			170534	0.06 %	100
VBM-2	59			170534	0.06 %	100
VBM-2	60			170534	0.06 %	100
VBM-2	61			170534	0.06 %	99
VBM-2	62			170534	0.06 %	100
VBM-2	63			170534	0.06 %	100
VBM-2	64			170534	0.06 %	100
VBM-2	65			170534	0.06 %	100
VBM-2	66			170534	0.06 %	99
VBM-2	67			170534	0.06 %	100
VBM-2	68			170534	0.06 %	100
VBM-2	69			170534	0.06 %	100
VBM-2	70			170534	0.06 %	100
VBM-2	71			170534	0.06 %	100
VBM-2	72			170534	0.06 %	100

	Tabulator	Batch	Ballot Type	Registered Voters	Turnout (%)	A
VBM-2	73			170534	0.06 %	100
VBM-2	74			170534	0.06 %	100
VBM-2	75			170534	0.06 %	100
VBM-2	76			170534	0.06 %	100
VBM-2	77			170534	0.06 %	101
VBM-2	78			170534	0.06 %	100
VBM-2	79			170534	0.06 %	99
VBM-2	80			170534	0.06 %	100
VBM-2	81			170534	0.06 %	100
VBM-2	82			170534	0.06 %	100
VBM-2	83			170534	0.06 %	100
VBM-2	84			170534	0.06 %	100
VBM-2	85			170534	0.06 %	99
VBM-2	86			170534	0.06 %	100
VBM-2	87			170534	0.06 %	100
VBM-2	88			170534	0.06 %	100
VBM-2	89			170534	0.06 %	100
VBM-2	90			170534	0.06 %	99
VBM-2	91			170534	0.06 %	101
VBM-2	92			170534	0.06 %	100
VBM-2	93			170534	0.06 %	100
VBM-2	94			170534	0.06 %	100
VBM-2	95			170534	0.06 %	98
VBM-2	96			170534	0.06 %	100
VBM-2	97			170534	0.06 %	100
VBM-2	98			170534	0.06 %	100
VBM-2	99			170534	0.06 %	100
VBM-2	100			170534	0.06 %	100
VBM-2	101			170534	0.06 %	100
VBM-2	102			170534	0.06 %	100
VBM-2	103			170534	0.06 %	100
VBM-2	104			170534	0.06 %	99
VBM-2	105			170534	0.06 %	94
VBM-2	106			170534	0.06 %	100
VBM-2	107			170534	0.06 %	100
VBM-2	108			170534	0.06 %	100
VBM-2	109			170534	0.06 %	100
VBM-2	110			170534	0.05 %	83
VBM-2	111			170534	0.06 %	100
VBM-2	112			170534	0.06 %	101
VBM-2	113			170534	0.06 %	100
VBM-2	114			170534	0.06 %	100
VBM-2	115			170534	0.06 %	100
VBM-2	116			170534	0.06 %	100
VBM-2	117			170534	0.06 %	100
VBM-2	118			170534	0.06 %	100
VBM-2	119			170534	0.06 %	100
VBM-2	120			170534	0.06 %	100
VBM-2	121			170534	0.06 %	100
VBM-2	122			170534	0.06 %	100
VBM-2	123			170534	0.09 %	154
VBM-2	124			170534	0.00 %	2
VBM-2	125			170534	0.00 %	2
VBM-3	1			170534	0.06 %	100

	Tabulator	Batch	Ballot Type	Registered Voters	Turnout (%)	A
VBM-3		2		170534	0.06 %	100
VBM-3		3		170534	0.06 %	99
VBM-3		4		170534	0.06 %	100
VBM-3		5		170534	0.06 %	101
VBM-3		6		170534	0.06 %	99
VBM-3		7		170534	0.06 %	100
VBM-3		8		170534	0.06 %	100
VBM-3		9		170534	0.06 %	102
VBM-3		10		170534	0.06 %	101
VBM-3		11		170534	0.06 %	100
VBM-3		12		170534	0.06 %	100
VBM-3		13		170534	0.06 %	100
VBM-3		14		170534	0.06 %	100
VBM-3		15		170534	0.06 %	99
VBM-3		16		170534	0.06 %	100
VBM-3		17		170534	0.06 %	100
VBM-3		18		170534	0.06 %	101
VBM-3		19		170534	0.06 %	102
VBM-3		20		170534	0.06 %	100
VBM-3		21		170534	0.06 %	100
VBM-3		22		170534	0.06 %	100
VBM-3		23		170534	0.06 %	100
VBM-3		24		170534	0.06 %	100
VBM-3		25		170534	0.06 %	100
VBM-3		26		170534	0.06 %	100
VBM-3		27		170534	0.06 %	100
VBM-3		28		170534	0.06 %	100
VBM-3		29		170534	0.06 %	100
VBM-3		30		170534	0.06 %	100
VBM-3		31		170534	0.06 %	100
VBM-3		32		170534	0.06 %	100
VBM-3		33		170534	0.06 %	100
VBM-3		34		170534	0.06 %	100
VBM-3		35		170534	0.06 %	99
VBM-3		36		170534	0.06 %	100
VBM-3		37		170534	0.06 %	100
VBM-3		38		170534	0.06 %	100
VBM-3		39		170534	0.06 %	100
VBM-3		40		170534	0.04 %	75
VBM-3		41		170534	0.06 %	100
VBM-3		42		170534	0.06 %	100
VBM-3		43		170534	0.06 %	99
VBM-3		44		170534	0.06 %	100
VBM-3		45		170534	0.06 %	99
VBM-3		46		170534	0.06 %	101
VBM-3		47		170534	0.06 %	100
VBM-3		48		170534	0.06 %	100
VBM-3		49		170534	0.06 %	100
VBM-3		50		170534	0.04 %	75
VBM-3		51		170534	0.06 %	100
VBM-3		52		170534	0.06 %	100
VBM-3		53		170534	0.06 %	100
VBM-3		54		170534	0.06 %	100
VBM-3		55		170534	0.06 %	100

	Tabulator	Batch	Ballot Type	Registered Voters	Turnout (%)	A
VBM-3	56			170534	0.06 %	100
VBM-3	57			170534	0.06 %	100
VBM-3	58			170534	0.06 %	100
VBM-3	59			170534	0.06 %	100
VBM-3	60			170534	0.06 %	100
VBM-3	61			170534	0.06 %	99
VBM-3	62			170534	0.06 %	100
VBM-3	63			170534	0.06 %	100
VBM-3	64			170534	0.06 %	100
VBM-3	65			170534	0.06 %	100
VBM-3	66			170534	0.06 %	100
VBM-3	67			170534	0.06 %	101
VBM-3	68			170534	0.06 %	99
VBM-3	69			170534	0.06 %	100
VBM-3	70			170534	0.06 %	100
VBM-3	71			170534	0.06 %	98
VBM-3	72			170534	0.06 %	100
VBM-3	73			170534	0.06 %	100
VBM-3	74			170534	0.06 %	100
VBM-3	75			170534	0.06 %	101
VBM-3	76			170534	0.06 %	102
VBM-3	77			170534	0.06 %	100
VBM-3	78			170534	0.06 %	100
VBM-3	79			170534	0.06 %	99
VBM-3	80			170534	0.06 %	100
VBM-3	81			170534	0.06 %	100
VBM-3	82			170534	0.06 %	100
VBM-3	83			170534	0.06 %	100
VBM-3	84			170534	0.05 %	84
VBM-3	85			170534	0.06 %	98
VBM-3	86			170534	0.06 %	100
VBM-3	87			170534	0.06 %	101
VBM-3	88			170534	0.06 %	101
VBM-3	89			170534	0.06 %	100
VBM-3	90			170534	0.06 %	100
VBM-3	91			170534	0.06 %	100
VBM-3	92			170534	0.06 %	99
VBM-3	93			170534	0.06 %	100
VBM-3	94			170534	0.06 %	100
VBM-3	95			170534	0.06 %	100
VBM-3	96			170534	0.06 %	100
VBM-3	97			170534	0.06 %	100
VBM-3	98			170534	0.06 %	100
VBM-3	99			170534	0.06 %	100
VBM-3	100			170534	0.06 %	100
VBM-3	101			170534	0.06 %	100
VBM-3	102			170534	0.06 %	99
VBM-3	103			170534	0.06 %	100
VBM-3	104			170534	0.06 %	100
VBM-3	105			170534	0.06 %	100
VBM-3	106			170534	0.06 %	100
VBM-3	107			170534	0.06 %	100
VBM-3	108			170534	0.06 %	100
VBM-3	109			170534	0.06 %	100

Tabulator	Batch	Ballot Type	Registered Voters	Turnout (%)	A
VBM-3	110		170534	0.06 %	100
VBM-3	111		170534	0.06 %	100
VBM-3	112		170534	0.06 %	100
VBM-3	113		170534	0.06 %	100
VBM-3	114		170534	0.06 %	100
VBM-3	115		170534	0.06 %	100
VBM-3	116		170534	0.06 %	100
VBM-3	117		170534	0.06 %	100
VBM-3	118		170534	0.06 %	100
VBM-3	119		170534	0.06 %	99
VBM-3	120		170534	0.06 %	100
VBM-3	121		170534	0.06 %	100
VBM-3	122		170534	0.06 %	100
VBM-3	123		170534	0.06 %	100
VBM-3	124		170534	0.06 %	100
VBM-3	125		170534	0.06 %	99
VBM-3	126		170534	0.06 %	100
VBM-3	127		170534	0.06 %	100
VBM-3	128		170534	0.06 %	100
VBM-3	129		170534	0.06 %	100
VBM-3	130		170534	0.09 %	150
VBM-3	131		170534	0.06 %	100
VBM-3	132		170534	0.06 %	100
VBM-3	133		170534	0.06 %	100
VBM-3	134		170534	0.06 %	100
VBM-3	135		170534	0.06 %	100
VBM-3	136		170534	0.06 %	100
VBM-3	137		170534	0.06 %	100
VBM-3	138		170534	0.06 %	100
VBM-3	139		170534	0.06 %	100
VBM-3	140		170534	0.06 %	100
VBM-3	141		170534	0.06 %	100
VBM-3	142		170534	0.06 %	101
VBM-3	143		170534	0.06 %	100
VBM-3	144		170534	0.06 %	100
VBM-3	145		170534	0.08 %	135
VBM-3	146		170534	0.06 %	100
VBM-3	147		170534	0.06 %	100
VBM-3	148		170534	0.06 %	110
VBM-3	149		170534	0.06 %	108
VBM-3	150		170534	0.06 %	101
VBM-3	151		170534	0.06 %	100
VBM-3	152		170534	0.06 %	101
VBM-3	153		170534	0.06 %	100
VBM-3	154		170534	0.06 %	100
VBM-3	155		170534	0.06 %	100
VBM-3	156		170534	0.06 %	100
VBM-3	157		170534	0.06 %	100
VBM-3	158		170534	0.06 %	100
VBM-3	159		170534	0.06 %	100
VBM-3	160		170534	0.06 %	100
VBM-3	161		170534	0.06 %	100
VBM-3	162		170534	0.06 %	105
VBM-3	163		170534	0.06 %	99

Tabulator	Batch	Ballot Type	Registered Voters	Turnout (%)	A
VBM-3	164		170534	0.06 %	100
VBM-3	165		170534	0.06 %	100
VBM-3	166		170534	0.06 %	100
VBM-3	167		170534	0.06 %	100
VBM-3	168		170534	0.06 %	99
VBM-3	169		170534	0.06 %	100
VBM-3	170		170534	0.06 %	100
VBM-3	171		170534	0.06 %	100
VBM-3	172		170534	0.06 %	100
VBM-3	173		170534	0.06 %	100
VBM-3	174		170534	0.06 %	100
VBM-3	175		170534	0.06 %	100
VBM-3	176		170534	0.06 %	100
VBM-3	177		170534	0.06 %	100
VBM-3	178		170534	0.06 %	100
VBM-3	179		170534	0.06 %	100
VBM-3	180		170534	0.06 %	94
VBM-3	181		170534	0.06 %	100
VBM-3	182		170534	0.06 %	99
VBM-3	183		170534	0.06 %	101
VBM-3	184		170534	0.06 %	100
VBM-3	185		170534	0.06 %	100
VBM-3	186		170534	0.06 %	100
VBM-3	187		170534	0.06 %	100
VBM-3	188		170534	0.06 %	101
VBM-3	189		170534	0.06 %	100
VBM-3	190		170534	0.06 %	97
VBM-3	191		170534	0.06 %	98
VBM-3	192		170534	0.06 %	100
VBM-3	193		170534	0.06 %	102
VBM-3	194		170534	0.06 %	100
VBM-3	195		170534	0.03 %	50
VBM-3	196		170534	0.06 %	100
VBM-3	197		170534	0.06 %	100
VBM-3	198		170534	0.06 %	100
VBM-3	199		170534	0.06 %	100
VBM-3	200		170534	0.06 %	100
VBM-3	201		170534	0.06 %	100
VBM-3	202		170534	0.06 %	100
VBM-3	203		170534	0.06 %	100
VBM-3	204		170534	0.06 %	100
VBM-3	205		170534	0.06 %	100
VBM-3	206		170534	0.06 %	100
VBM-3	207		170534	0.06 %	100
VBM-3	208		170534	0.06 %	100
VBM-3	209		170534	0.06 %	99
VBM-3	210		170534	0.06 %	99
VBM-3	211		170534	0.06 %	100
VBM-3	212		170534	0.06 %	100
VBM-3	213		170534	0.06 %	100
VBM-3	214		170534	0.06 %	100
VBM-3	215		170534	0.06 %	100
VBM-3	216		170534	0.06 %	100
VBM-3	217		170534	0.06 %	100

Tabulator	Batch	Ballot Type	Registered Voters	Turnout (%)	A
VBM-3	218		170534	0.06 %	94
VBM-3	219		170534	0.06 %	100
VBM-3	220		170534	0.06 %	100
VBM-3	221		170534	0.06 %	100
VBM-3	222		170534	0.06 %	100
VBM-3	223		170534	0.06 %	99
VBM-3	224		170534	0.06 %	100
VBM-3	225		170534	0.06 %	100
VBM-3	226		170534	0.06 %	100
VBM-3	227		170534	0.06 %	101
VBM-3	228		170534	0.06 %	101
VBM-3	229		170534	0.06 %	101
VBM-3	230		170534	0.06 %	100
VBM-3	231		170534	0.06 %	100
VBM-3	232		170534	0.06 %	102
VBM-3	233		170534	0.06 %	99
VBM-3	234		170534	0.06 %	100
VBM-3	235		170534	0.06 %	99
VBM-3	236		170534	0.06 %	100
VBM-3	237		170534	0.06 %	100
VBM-3	238		170534	0.06 %	100
VBM-3	239		170534	0.06 %	100
VBM-3	240		170534	0.06 %	100
VBM-3	241		170534	0.06 %	100
VBM-3	242		170534	0.06 %	100
VBM-3	243		170534	0.06 %	100
VBM-3	244		170534	0.06 %	100
VBM-3	245		170534	0.06 %	100
VBM-3	246		170534	0.06 %	100
VBM-3	247		170534	0.06 %	100
VBM-3	248		170534	0.06 %	100
VBM-3	249		170534	0.06 %	100
VBM-3	250		170534	0.06 %	100
VBM-3	251		170534	0.06 %	100
VBM-3	252		170534	0.06 %	100
VBM-3	253		170534	0.06 %	101
VBM-3	254		170534	0.06 %	109
VBM-3	255		170534	0.06 %	100
VBM-3	256		170534	0.06 %	101
VBM-3	257		170534	0.06 %	100
VBM-3	258		170534	0.06 %	100
VBM-3	259		170534	0.06 %	100
VBM-3	260		170534	0.06 %	100
VBM-3	261		170534	0.06 %	100
VBM-3	262		170534	0.06 %	100
VBM-3	263		170534	0.06 %	100
VBM-3	264		170534	0.06 %	99
VBM-3	265		170534	0.06 %	99
VBM-3	266		170534	0.06 %	100
VBM-3	267		170534	0.06 %	100
VBM-3	268		170534	0.06 %	100
VBM-3	269		170534	0.06 %	100
VBM-3	270		170534	0.06 %	100
VBM-3	271		170534	0.06 %	100

Tabulator	Batch	Ballot Type	Registered Voters	Turnout (%)	A
VBM-3	272		170534	0.06 %	100
VBM-3	273		170534	0.06 %	100
VBM-3	274		170534	0.06 %	100
VBM-3	275		170534	0.06 %	99
VBM-3	276		170534	0.06 %	101
VBM-3	277		170534	0.06 %	98
VBM-3	278		170534	0.06 %	95
VBM-3	279		170534	0.06 %	100
VBM-3	280		170534	0.06 %	101
VBM-3	281		170534	0.06 %	100
VBM-3	282		170534	0.06 %	100
VBM-3	283		170534	0.06 %	99
VBM-3	284		170534	0.06 %	101
VBM-3	285		170534	0.06 %	100
VBM-3	286		170534	0.06 %	100
VBM-3	287		170534	0.06 %	100
VBM-3	288		170534	0.06 %	100
VBM-3	289		170534	0.06 %	99
VBM-3	290		170534	0.06 %	106
VBM-3	291		170534	0.06 %	100
VBM-3	292		170534	0.06 %	99
VBM-3	293		170534	0.06 %	99
VBM-3	294		170534	0.06 %	100
VBM-3	295		170534	0.06 %	100
VBM-3	296		170534	0.06 %	100
VBM-3	297		170534	0.06 %	100
VBM-3	298		170534	0.06 %	100
VBM-3	299		170534	0.06 %	101
VBM-3	300		170534	0.06 %	101
VBM-3	301		170534	0.06 %	100
VBM-3	302		170534	0.06 %	100
VBM-3	303		170534	0.06 %	100
VBM-3	304		170534	0.06 %	100
VBM-3	305		170534	0.06 %	100
VBM-3	306		170534	0.06 %	100
VBM-3	307		170534	0.06 %	99
VBM-3	308		170534	0.06 %	101
VBM-3	309		170534	0.06 %	98
VBM-3	310		170534	0.06 %	100
VBM-3	311		170534	0.06 %	100
VBM-3	312		170534	0.06 %	100
VBM-3	313		170534	0.06 %	100
VBM-3	314		170534	0.06 %	100
VBM-3	315		170534	0.06 %	101
VBM-3	316		170534	0.06 %	101
VBM-3	317		170534	0.06 %	100
VBM-3	318		170534	0.06 %	99
VBM-3	319		170534	0.06 %	100
VBM-3	320		170534	0.06 %	100
VBM-3	321		170534	0.06 %	100
VBM-3	322		170534	0.06 %	100
VBM-3	323		170534	0.06 %	100
VBM-3	324		170534	0.06 %	102
VBM-3	325		170534	0.06 %	100



	Tabulator	Batch	Ballot Type	Registered Voters	Turnout (%)	A
VBM-3		326		170534	0.06 %	100
VBM-3		327		170534	0.06 %	100
VBM-3		328		170534	0.06 %	100
VBM-3		329		170534	0.06 %	100
VBM-3		330		170534	0.06 %	100
VBM-3		331		170534	0.06 %	100
VBM-3		332		170534	0.06 %	100
VBM-3		333		170534	0.06 %	99
VBM-3		334		170534	0.06 %	100
VBM-3		335		170534	0.06 %	100
VBM-3		336		170534	0.06 %	100
VBM-3		337		170534	0.06 %	100
VBM-3		338		170534	0.06 %	100
VBM-3		339		170534	0.06 %	99
VBM-3		340		170534	0.06 %	101
VBM-3		341		170534	0.06 %	100
VBM-3		342		170534	0.06 %	100
VBM-3		343		170534	0.06 %	99
VBM-3		344		170534	0.06 %	100
VBM-3		345		170534	0.06 %	100
VBM-3		346		170534	0.06 %	100
VBM-3		347		170534	0.06 %	102
VBM-3		348		170534	0.06 %	100
VBM-3		349		170534	0.06 %	100
VBM-3		350		170534	0.06 %	100
VBM-3		351		170534	0.06 %	101
VBM-3		352		170534	0.06 %	100
VBM-3		353		170534	0.06 %	100
VBM-3		354		170534	0.06 %	100
VBM-3		355		170534	0.06 %	95
VBM-3		356		170534	0.06 %	100
VBM-3		357		170534	0.06 %	99
VBM-3		358		170534	0.06 %	100
VBM-3		359		170534	0.06 %	100
VBM-3		360		170534	0.06 %	100
VBM-3		361		170534	0.06 %	100
VBM-3		362		170534	0.06 %	99
VBM-3		363		170534	0.06 %	100
VBM-3		364		170534	0.06 %	100
VBM-3		365		170534	0.06 %	100
VBM-3		366		170534	0.06 %	99
VBM-3		367		170534	0.06 %	100
VBM-3		368		170534	0.06 %	100
VBM-3		369		170534	0.05 %	90
VBM-3		370		170534	0.06 %	100
VBM-3		371		170534	0.06 %	100
VBM-3		372		170534	0.06 %	100
VBM-3		373		170534	0.06 %	100
VBM-3		374		170534	0.06 %	100
VBM-3		375		170534	0.06 %	100
VBM-3		376		170534	0.06 %	100
VBM-3		377		170534	0.06 %	100
VBM-3		378		170534	0.06 %	100
VBM-3		379		170534	0.06 %	100

	Tabulator	Batch	Ballot Type	Registered Voters	Turnout (%)	A
VBM-3		380		170534	0.06 %	100
VBM-3		381		170534	0.06 %	100
VBM-3		382		170534	0.06 %	100
VBM-3		383		170534	0.06 %	100
VBM-3		384		170534	0.06 %	100
VBM-3		385		170534	0.06 %	100
VBM-3		386		170534	0.06 %	100
VBM-3		387		170534	0.06 %	100
VBM-3		388		170534	0.06 %	100
VBM-3		389		170534	0.06 %	100
VBM-3		390		170534	0.03 %	49
VBM-3		391		170534	0.06 %	100
VBM-3		392		170534	0.06 %	100
VBM-3		393		170534	0.06 %	100
VBM-3		394		170534	0.06 %	99
VBM-3		395		170534	0.06 %	100
VBM-3		396		170534	0.06 %	100
VBM-3		397		170534	0.06 %	100
VBM-3		398		170534	0.06 %	100
VBM-3		399		170534	0.06 %	100
VBM-3		400		170534	0.06 %	100
VBM-3		401		170534	0.06 %	100
VBM-3		402		170534	0.06 %	100
VBM-3		403		170534	0.06 %	100
VBM-3		404		170534	0.06 %	98
VBM-3		405		170534	0.06 %	100
VBM-3		406		170534	0.06 %	100
VBM-3		407		170534	0.06 %	101
VBM-3		408		170534	0.06 %	97
VBM-3		409		170534	0.06 %	100
VBM-3		410		170534	0.06 %	102
VBM-3		411		170534	0.06 %	100
VBM-3		412		170534	0.06 %	100
VBM-3		413		170534	0.06 %	100
VBM-3		414		170534	0.06 %	100
VBM-3		415		170534	0.06 %	99
VBM-3		416		170534	0.06 %	99
VBM-3		417		170534	0.06 %	100
VBM-3		418		170534	0.06 %	100
VBM-3		419		170534	0.06 %	100
VBM-3		420		170534	0.06 %	100
VBM-3		421		170534	0.06 %	99
VBM-3		422		170534	0.06 %	100
VBM-3		423		170534	0.06 %	100
VBM-3		424		170534	0.06 %	100
VBM-3		425		170534	0.06 %	100
VBM-3		426		170534	0.06 %	105
VBM-3		427		170534	0.06 %	95
VBM-3		428		170534	0.06 %	100
VBM-3		429		170534	0.06 %	99
VBM-3		430		170534	0.06 %	100
VBM-3		431		170534	0.06 %	100
VBM-3		432		170534	0.06 %	100
VBM-3		433		170534	0.06 %	102

	Tabulator	Batch	Ballot Type	Registered Voters	Turnout (%)	A
VBM-3		434		170534	0.06 %	100
VBM-3		435		170534	0.06 %	100
VBM-3		436		170534	0.06 %	100
VBM-3		437		170534	0.06 %	100
VBM-3		438		170534	0.06 %	100
VBM-3		439		170534	0.06 %	100
VBM-3		440		170534	0.06 %	99
VBM-3		441		170534	0.06 %	100
VBM-3		442		170534	0.06 %	100
VBM-3		443		170534	0.06 %	100
VBM-3		444		170534	0.06 %	100
VBM-3		445		170534	0.06 %	100
VBM-3		446		170534	0.06 %	100
VBM-3		447		170534	0.06 %	100
VBM-3		448		170534	0.06 %	100
VBM-3		449		170534	0.06 %	100
VBM-3		450		170534	0.06 %	100
VBM-3		451		170534	0.06 %	100
VBM-3		452		170534	0.06 %	101
VBM-3		453		170534	0.06 %	100
VBM-3		454		170534	0.06 %	100
VBM-3		455		170534	0.06 %	99
VBM-3		456		170534	0.06 %	100
VBM-3		457		170534	0.06 %	100
VBM-3		458		170534	0.06 %	100
VBM-3		459		170534	0.06 %	100
VBM-3		460		170534	0.06 %	100
VBM-3		461		170534	0.06 %	100
VBM-3		462		170534	0.06 %	100
VBM-3		463		170534	0.06 %	100
VBM-3		464		170534	0.06 %	100
VBM-3		465		170534	0.06 %	100
VBM-3		466		170534	0.06 %	100
VBM-3		467		170534	0.06 %	100
VBM-3		468		170534	0.06 %	100
VBM-3		469		170534	0.06 %	100
VBM-3		470		170534	0.06 %	100
VBM-3		471		170534	0.05 %	90
VBM-3		472		170534	0.06 %	100
VBM-3		473		170534	0.05 %	90
VBM-3		474		170534	0.06 %	100
VBM-3		475		170534	0.09 %	148
VBM-3		476		170534	0.06 %	100
VBM-3		477		170534	0.06 %	101
VBM-3		478		170534	0.06 %	100
VBM-3		479		170534	0.06 %	100
VBM-3		480		170534	0.06 %	100
VBM-3		481		170534	0.06 %	100
VBM-3		482		170534	0.06 %	100
VBM-3		483		170534	0.06 %	100
VBM-3		484		170534	0.06 %	102
VBM-3		485		170534	0.06 %	100
VBM-3		486		170534	0.06 %	100
VBM-3		487		170534	0.06 %	100

Tabulator	Batch	Ballot Type	Registered Voters	Turnout (%)	A
VBM-3	488		170534	0.06 %	100
VBM-3	489		170534	0.06 %	100
VBM-3	490		170534	0.06 %	100
VBM-3	491		170534	0.06 %	100
VBM-3	492		170534	0.06 %	100
VBM-3	493		170534	0.06 %	100
VBM-3	494		170534	0.06 %	100
VBM-3	495		170534	0.06 %	100
VBM-3	496		170534	0.06 %	100
VBM-3	497		170534	0.06 %	100
VBM-3	498		170534	0.06 %	100
VBM-3	499		170534	0.06 %	100
VBM-3	500		170534	0.06 %	100
VBM-3	501		170534	0.06 %	100
VBM-3	502		170534	0.06 %	100
VBM-3	503		170534	0.06 %	100
VBM-3	504		170534	0.06 %	99
VBM-3	505		170534	0.06 %	101
VBM-3	506		170534	0.06 %	100
VBM-3	507		170534	0.06 %	100
VBM-3	508		170534	0.06 %	100
VBM-3	509		170534	0.06 %	100
VBM-3	510		170534	0.06 %	100
VBM-3	511		170534	0.06 %	100
VBM-3	512		170534	0.06 %	100
VBM-3	513		170534	0.06 %	101
VBM-3	514		170534	0.06 %	100
VBM-3	515		170534	0.06 %	100
VBM-3	516		170534	0.06 %	100
VBM-3	517		170534	0.06 %	100
VBM-3	518		170534	0.06 %	100
VBM-3	519		170534	0.06 %	99
VBM-3	520		170534	0.06 %	100
VBM-3	521		170534	0.06 %	100
VBM-3	522		170534	0.06 %	100
VBM-3	523		170534	0.06 %	100
VBM-3	524		170534	0.06 %	100
VBM-3	525		170534	0.06 %	100
VBM-3	526		170534	0.06 %	100
VBM-3	527		170534	0.06 %	101
VBM-3	528		170534	0.06 %	100
VBM-3	529		170534	0.06 %	100
VBM-3	530		170534	0.04 %	75
VBM-3	531		170534	0.06 %	100
VBM-3	532		170534	0.06 %	100
VBM-3	533		170534	0.06 %	101
VBM-3	534		170534	0.07 %	126
VBM-3	535		170534	0.06 %	100
VBM-3	536		170534	0.06 %	100
VBM-3	537		170534	0.06 %	100
VBM-3	538		170534	0.06 %	100
VBM-3	539		170534	0.06 %	100
VBM-3	540		170534	0.06 %	100
VBM-3	541		170534	0.06 %	100

	Tabulator	Batch	Ballot Type	Registered Voters	Turnout (%)	A
VBM-3		542		170534	0.06 %	100
VBM-3		543		170534	0.06 %	100
VBM-3		544		170534	0.06 %	100
VBM-3		545		170534	0.06 %	100
VBM-3		546		170534	0.06 %	100
VBM-3		547		170534	0.06 %	100
VBM-3		548		170534	0.06 %	100
VBM-3		549		170534	0.06 %	100
VBM-3		550		170534	0.06 %	100
VBM-3		551		170534	0.06 %	100
VBM-3		552		170534	0.06 %	100
VBM-3		553		170534	0.06 %	100
VBM-3		554		170534	0.06 %	100
VBM-3		555		170534	0.06 %	100
VBM-3		556		170534	0.06 %	100
VBM-3		557		170534	0.06 %	100
VBM-3		558		170534	0.06 %	100
VBM-3		559		170534	0.06 %	98
VBM-3		560		170534	0.06 %	100
VBM-3		561		170534	0.06 %	100
VBM-3		562		170534	0.06 %	100
VBM-3		563		170534	0.06 %	100
VBM-3		564		170534	0.06 %	100
VBM-3		565		170534	0.06 %	100
VBM-3		566		170534	0.06 %	100
VBM-3		567		170534	0.06 %	100
VBM-3		568		170534	0.06 %	100
VBM-3		569		170534	0.06 %	100
VBM-3		570		170534	0.06 %	100
VBM-3		571		170534	0.06 %	100
VBM-3		572		170534	0.06 %	100
VBM-3		573		170534	0.06 %	100
VBM-3		574		170534	0.06 %	100
VBM-3		575		170534	0.06 %	94
VBM-3		576		170534	0.06 %	100
VBM-3		577		170534	0.06 %	100
VBM-3		578		170534	0.06 %	100
VBM-3		579		170534	0.06 %	99
VBM-3		580		170534	0.06 %	100
VBM-3		581		170534	0.06 %	100
VBM-3		582		170534	0.06 %	100
VBM-3		583		170534	0.06 %	101
VBM-3		584		170534	0.06 %	100
VBM-3		585		170534	0.06 %	100
VBM-3		586		170534	0.06 %	100
VBM-3		587		170534	0.06 %	100
VBM-3		588		170534	0.06 %	100
VBM-3		589		170534	0.06 %	100
VBM-3		590		170534	0.06 %	100
VBM-3		591		170534	0.06 %	100
VBM-3		592		170534	0.06 %	100
VBM-3		593		170534	0.06 %	100
VBM-3		594		170534	0.06 %	100
VBM-3		595		170534	0.06 %	100

	Tabulator	Batch	Ballot Type	Registered Voters	Turnout (%)	A
VBM-3		596		170534	0.06 %	100
VBM-3		597		170534	0.06 %	100
VBM-3		598		170534	0.06 %	100
VBM-3		599		170534	0.06 %	96
VBM-3		600		170534	0.06 %	100
VBM-3		601		170534	0.06 %	100
VBM-3		602		170534	0.06 %	100
VBM-3		603		170534	0.06 %	100
VBM-3		604		170534	0.06 %	100
VBM-3		605		170534	0.06 %	100
VBM-3		606		170534	0.06 %	100
VBM-3		607		170534	0.06 %	100
VBM-3		608		170534	0.06 %	100
VBM-3		609		170534	0.06 %	100
VBM-3		610		170534	0.06 %	100
VBM-3		611		170534	0.06 %	100
VBM-3		612		170534	0.06 %	100
VBM-3		613		170534	0.06 %	100
VBM-3		614		170534	0.06 %	100
VBM-3		615		170534	0.06 %	100
VBM-3		616		170534	0.06 %	99
VBM-3		617		170534	0.06 %	100
VBM-3		618		170534	0.06 %	101
VBM-3		619		170534	0.06 %	100
VBM-3		620		170534	0.06 %	101
VBM-3		621		170534	0.06 %	100
VBM-3		622		170534	0.06 %	100
VBM-3		623		170534	0.06 %	100
VBM-3		624		170534	0.06 %	100
VBM-3		625		170534	0.06 %	100
VBM-3		626		170534	0.06 %	100
VBM-3		627		170534	0.06 %	99
VBM-3		628		170534	0.06 %	100
VBM-3		629		170534	0.06 %	100
VBM-3		630		170534	0.06 %	100
VBM-3		631		170534	0.06 %	100
VBM-3		632		170534	0.06 %	99
VBM-3		633		170534	0.06 %	100
VBM-3		634		170534	0.06 %	100
VBM-3		635		170534	0.06 %	101
VBM-3		636		170534	0.06 %	100
VBM-3		637		170534	0.06 %	100
VBM-3		638		170534	0.06 %	100
VBM-3		639		170534	0.06 %	100
VBM-3		640		170534	0.06 %	100
VBM-3		641		170534	0.06 %	100
VBM-3		642		170534	0.06 %	100
VBM-3		643		170534	0.06 %	100
VBM-3		644		170534	0.06 %	100
VBM-3		645		170534	0.06 %	100
VBM-3		646		170534	0.06 %	100
VBM-3		647		170534	0.06 %	101
VBM-3		648		170534	0.06 %	100
VBM-3		649		170534	0.06 %	100

Tabulator	Batch	Ballot Type	Registered Voters	Turnout (%)	A
VBM-3	650		170534	0.06 %	100
VBM-3	651		170534	0.06 %	100
VBM-3	652		170534	0.06 %	100
VBM-3	653		170534	0.06 %	110
VBM-3	654		170534	0.06 %	100
VBM-3	655		170534	0.06 %	101
VBM-3	656		170534	0.06 %	101
VBM-3	657		170534	0.06 %	100
VBM-3	658		170534	0.06 %	100
VBM-3	659		170534	0.06 %	100
VBM-3	660		170534	0.06 %	100
VBM-3	661		170534	0.06 %	100
VBM-3	662		170534	0.06 %	100
VBM-3	663		170534	0.06 %	101
VBM-3	664		170534	0.06 %	100
VBM-3	665		170534	0.06 %	99
VBM-3	666		170534	0.06 %	100
VBM-3	667		170534	0.06 %	100
VBM-3	668		170534	0.06 %	100
VBM-3	669		170534	0.06 %	100
VBM-3	670		170534	0.06 %	100
VBM-3	671		170534	0.06 %	100
VBM-3	672		170534	0.06 %	100
VBM-3	673		170534	0.06 %	100
VBM-3	674		170534	0.06 %	100
VBM-3	675		170534	0.06 %	100
VBM-3	676		170534	0.06 %	101
VBM-3	677		170534	0.06 %	100
VBM-3	678		170534	0.06 %	100
VBM-3	679		170534	0.06 %	100
VBM-3	680		170534	0.06 %	100
VBM-3	681		170534	0.06 %	100
VBM-3	682		170534	0.06 %	100
VBM-3	683		170534	0.06 %	100
VBM-3	684		170534	0.06 %	100
VBM-3	685		170534	0.06 %	100
VBM-3	686		170534	0.06 %	100
VBM-3	687		170534	0.06 %	98
VBM-3	688		170534	0.06 %	100
VBM-3	689		170534	0.06 %	99
VBM-3	690		170534	0.05 %	93
VBM-3	691		170534	0.06 %	100
VBM-3	692		170534	0.06 %	101
VBM-3	693		170534	0.06 %	100
VBM-3	694		170534	0.06 %	100
VBM-3	695		170534	0.06 %	99
VBM-3	696		170534	0.06 %	100
VBM-3	697		170534	0.06 %	100
VBM-3	698		170534	0.06 %	100
VBM-3	699		170534	0.06 %	99
VBM-3	700		170534	0.06 %	100
VBM-3	701		170534	0.06 %	100
VBM-3	702		170534	0.06 %	100
VBM-3	703		170534	0.06 %	99

	Tabulator	Batch	Ballot Type	Registered Voters	Turnout (%)	A
VBM-3		704		170534	0.06 %	100
VBM-3		705		170534	0.06 %	100
VBM-3		706		170534	0.06 %	100
VBM-3		707		170534	0.06 %	100
VBM-3		708		170534	0.06 %	100
VBM-3		709		170534	0.06 %	100
VBM-3		710		170534	0.06 %	100
VBM-3		711		170534	0.06 %	100
VBM-3		712		170534	0.06 %	100
VBM-3		713		170534	0.06 %	100
VBM-3		714		170534	0.06 %	100
VBM-3		715		170534	0.06 %	100
VBM-3		716		170534	0.06 %	100
VBM-3		717		170534	0.06 %	100
VBM-3		718		170534	0.06 %	100
VBM-3		719		170534	0.06 %	100
VBM-3		720		170534	0.06 %	100
VBM-3		721		170534	0.06 %	100
VBM-3		722		170534	0.06 %	100
VBM-3		723		170534	0.06 %	100
VBM-3		724		170534	0.06 %	99
VBM-3		725		170534	0.06 %	100
VBM-3		726		170534	0.06 %	100
VBM-3		727		170534	0.06 %	100
VBM-3		728		170534	0.06 %	100
VBM-3		729		170534	0.06 %	100
VBM-3		730		170534	0.06 %	100
VBM-3		731		170534	0.06 %	100
VBM-3		732		170534	0.06 %	101
VBM-3		733		170534	0.06 %	100
VBM-3		734		170534	0.06 %	100
VBM-3		735		170534	0.06 %	100
VBM-3		736		170534	0.06 %	100
VBM-3		737		170534	0.06 %	99
VBM-3		738		170534	0.06 %	100
VBM-3		739		170534	0.06 %	99
VBM-3		740		170534	0.06 %	100
VBM-3		741		170534	0.06 %	100
VBM-3		742		170534	0.06 %	101
VBM-3		743		170534	0.06 %	100
VBM-3		744		170534	0.06 %	100
VBM-3		745		170534	0.06 %	100
VBM-3		746		170534	0.06 %	100
VBM-3		747		170534	0.06 %	100
VBM-3		748		170534	0.06 %	100
VBM-3		749		170534	0.06 %	100
VBM-3		750		170534	0.06 %	100
VBM-3		751		170534	0.06 %	100
VBM-3		752		170534	0.06 %	100
VBM-3		753		170534	0.06 %	105
VBM-3		754		170534	0.06 %	100
VBM-3		755		170534	0.06 %	100
VBM-3		756		170534	0.06 %	100
VBM-3		757		170534	0.06 %	100



	Tabulator	Batch	Ballot Type	Registered Voters	Turnout (%)	A
VBM-3	758			170534	0.06 %	100
VBM-3	759			170534	0.06 %	100
VBM-3	760			170534	0.06 %	100
VBM-3	761			170534	0.06 %	100
VBM-3	762			170534	0.06 %	100
VBM-3	763			170534	0.06 %	100
VBM-3	764			170534	0.06 %	100
VBM-3	765			170534	0.06 %	100
VBM-3	766			170534	0.06 %	100
VBM-3	767			170534	0.06 %	100
VBM-3	768			170534	0.06 %	100
VBM-3	769			170534	0.06 %	100
VBM-3	770			170534	0.06 %	100
VBM-3	771			170534	0.06 %	101
VBM-3	772			170534	0.06 %	100
VBM-3	773			170534	0.06 %	100
VBM-3	774			170534	0.06 %	101
VBM-3	775			170534	0.06 %	100
VBM-3	776			170534	0.06 %	100
VBM-3	777			170534	0.06 %	100
VBM-3	778			170534	0.06 %	100
VBM-3	779			170534	0.06 %	100
VBM-3	780			170534	0.06 %	100
VBM-3	781			170534	0.06 %	100
VBM-3	782			170534	0.06 %	101
VBM-3	783			170534	0.06 %	100
VBM-3	784			170534	0.06 %	100
VBM-3	785			170534	0.06 %	100
VBM-3	786			170534	0.06 %	100
VBM-3	787			170534	0.06 %	99
VBM-3	788			170534	0.06 %	100
VBM-3	789			170534	0.06 %	102
VBM-3	790			170534	0.06 %	100
VBM-3	791			170534	0.06 %	100
VBM-3	792			170534	0.06 %	100
VBM-3	793			170534	0.06 %	100
VBM-3	794			170534	0.06 %	100
VBM-3	795			170534	0.06 %	100
VBM-3	796			170534	0.06 %	100
VBM-3	797			170534	0.06 %	100
VBM-3	798			170534	0.06 %	100
VBM-3	799			170534	0.06 %	100
VBM-3	800			170534	0.06 %	100
VBM-3	801			170534	0.06 %	100
VBM-3	802			170534	0.06 %	100
VBM-3	803			170534	0.06 %	100
VBM-3	804			170534	0.06 %	100
VBM-3	805			170534	0.06 %	100
VBM-3	806			170534	0.05 %	90
VBM-3	807			170534	0.06 %	100
VBM-3	808			170534	0.06 %	101
VBM-3	809			170534	0.06 %	97
VBM-3	810			170534	0.06 %	100
VBM-3	811			170534	0.06 %	100

	Tabulator	Batch	Ballot Type	Registered Voters	Turnout (%)	A
VBM-3	812			170534	0.06 %	100
VBM-3	813			170534	0.06 %	100
VBM-3	814			170534	0.06 %	100
VBM-3	815			170534	0.06 %	100
VBM-3	816			170534	0.06 %	100
VBM-3	817			170534	0.06 %	100
VBM-3	818			170534	0.06 %	100
VBM-3	819			170534	0.06 %	98
VBM-3	820			170534	0.06 %	100
VBM-3	821			170534	0.06 %	99
VBM-3	822			170534	0.06 %	100
VBM-3	823			170534	0.06 %	101
VBM-3	824			170534	0.06 %	100
VBM-3	825			170534	0.06 %	100
VBM-3	826			170534	0.06 %	100
VBM-3	827			170534	0.06 %	100
VBM-3	828			170534	0.06 %	100
VBM-3	829			170534	0.06 %	100
VBM-3	830			170534	0.03 %	50
VBM-3	831			170534	0.06 %	100
VBM-3	832			170534	0.06 %	100
VBM-3	833			170534	0.06 %	99
VBM-3	834			170534	0.06 %	100
VBM-3	835			170534	0.06 %	100
VBM-3	836			170534	0.06 %	100
VBM-3	837			170534	0.06 %	99
VBM-3	838			170534	0.06 %	101
VBM-3	839			170534	0.06 %	100
VBM-3	840			170534	0.06 %	100
VBM-3	841			170534	0.05 %	90
VBM-3	842			170534	0.06 %	100
VBM-3	843			170534	0.06 %	100
VBM-3	844			170534	0.06 %	100
VBM-3	845			170534	0.06 %	100
VBM-3	846			170534	0.06 %	100
VBM-3	847			170534	0.06 %	100
VBM-3	848			170534	0.06 %	100
VBM-3	849			170534	0.06 %	99
VBM-3	850			170534	0.06 %	100
VBM-3	851			170534	0.06 %	100
VBM-3	852			170534	0.06 %	100
VBM-3	853			170534	0.06 %	100
VBM-3	854			170534	0.06 %	100
VBM-3	855			170534	0.06 %	100
VBM-3	856			170534	0.06 %	101
VBM-3	857			170534	0.06 %	100
VBM-3	858			170534	0.06 %	100
VBM-3	859			170534	0.06 %	100
VBM-3	860			170534	0.06 %	100
VBM-3	861			170534	0.06 %	100
VBM-3	862			170534	0.06 %	99
VBM-3	863			170534	0.06 %	100
VBM-3	864			170534	0.06 %	101
VBM-3	865			170534	0.06 %	99

	Tabulator	Batch	Ballot Type	Registered Voters	Turnout (%)	A
VBM-3	866			170534	0.06 %	101
VBM-3	867			170534	0.06 %	100
VBM-3	868			170534	0.06 %	100
VBM-3	869			170534	0.06 %	100
VBM-3	870			170534	0.06 %	101
VBM-3	871			170534	0.06 %	100
VBM-3	872			170534	0.06 %	100
VBM-3	873			170534	0.06 %	100
VBM-3	874			170534	0.06 %	100
VBM-3	875			170534	0.06 %	100
VBM-3	876			170534	0.06 %	100
VBM-3	877			170534	0.06 %	100
VBM-3	878			170534	0.06 %	97
VBM-3	879			170534	0.06 %	100
VBM-3	880			170534	0.06 %	100
VBM-3	881			170534	0.06 %	101
VBM-3	882			170534	0.06 %	100
VBM-3	883			170534	0.06 %	100
VBM-3	884			170534	0.06 %	100
VBM-3	885			170534	0.06 %	100
VBM-3	886			170534	0.06 %	100
VBM-3	887			170534	0.06 %	100
VBM-3	888			170534	0.06 %	100
VBM-3	889			170534	0.06 %	100
VBM-3	890			170534	0.06 %	100
VBM-3	891			170534	0.06 %	99
VBM-3	892			170534	0.05 %	90
VBM-3	893			170534	0.06 %	100
VBM-3	894			170534	0.06 %	98
VBM-3	895			170534	0.06 %	96
VBM-3	896			170534	0.06 %	100
VBM-3	897			170534	0.06 %	100
VBM-3	898			170534	0.06 %	99
VBM-3	899			170534	0.06 %	100
VBM-3	900			170534	0.06 %	100
VBM-3	901			170534	0.06 %	100
VBM-3	902			170534	0.06 %	99
VBM-3	903			170534	0.06 %	100
VBM-3	904			170534	0.06 %	100
VBM-3	905			170534	0.06 %	100
VBM-3	906			170534	0.06 %	100
VBM-3	907			170534	0.06 %	100
VBM-3	908			170534	0.06 %	100
VBM-3	909			170534	0.06 %	100
VBM-3	910			170534	0.06 %	100
VBM-3	911			170534	0.06 %	100
VBM-3	912			170534	0.06 %	100
VBM-3	913			170534	0.06 %	100
VBM-3	914			170534	0.06 %	100
VBM-3	915			170534	0.06 %	100
Total				170534	66.05 %	112637