

CALIFORNIA SECRETARY OF STATE

CALIFORNIA NEW MOTOR VOTER

2022

**ANNUAL
REPORT**



Table of Contents

Introduction	3
New Motor Voter Program	3
Motor Voter Task Force	3
Voter Registration Statistics	4
Voter Registration Methods	5
Motor Voter Registrations Five-Year Trend, 2018 to 2022	6
Motor Voter Registrations for 2022	8
Motor Voter Registration by Party Preference for 2022	10
Motor Voter Registration by Age Groups for 2022	12
DMV Sources Processed	13
Opt-Outs of Motor Voter Registration	15
Opt-Outs of Motor Voter Registration - Five-Year Trend, 2018-2022	15
Opt-Outs of Motor Voter Registration for 2022	17
Eligible Voters Opt-Out Method	18
Motor Voter Pre-Registration Opt-Outs	18
Assembly Bill 796	19
Records Delivered More than 10 days after Acceptance	21
DMV Letters Sent	22
System Irregularities	23
Language Preference	24
Secretary of State Outreach	25
Supplemental Information	27
Resources	28
Motor Voter Task Force Contact and Members	29
Appendices	30
EDL-44 Process	30
Data	59

Introduction

New Motor Voter Program

Since 1993, the National Voter Registration Act (NVRA), often known as the Motor Voter law, has helped millions of people register to vote or update their voter information during a driver license or identification (ID) card transaction at the California Department of Motor Vehicles (DMV).

On October 10, 2015, the governor signed Assembly Bill (AB) 1461, requiring the California Secretary of State (SOS) and the DMV to implement automatic voter registration for eligible voters. The California New Motor Voter Program was deployed at DMV field offices on April 23, 2018.

The California New Motor Voter Program has made registering to vote at the DMV more convenient. Eligible applicants who are age 16 or above and are a US citizen and resident of California who are completing a driver license, ID card or change of address transaction online, by mail or in person at the DMV will be automatically registered to vote by the California SOS, unless they choose to opt out of automatic voter registration. Updating registrations is an important component of the program, especially now that all registered voters in California are mailed ballots before elections. Also, the program is a valuable tool to keep voters with low income and other underrepresented voters who may move more often, informed, and updated with voting for elections.

Funding is provided by AB 1461 and AB 796. AB 1461 provided \$4.4M in one-time funding for continued implementation of the California New Motor Voter Program, which enabled SOS to continue providing accurate voter registration data to the counties. AB 796 provided \$635K in one-time operational funding and \$1.2M in one-time and \$669K in ongoing staff resource funding to support the program. There is also a no-cost interagency agreement between the DMV and SOS for the electronic transfer of voter registration information. Implementation, operation, and resource costs are not separately tracked specific to the California New Motor Voter Program.

Motor Voter Task Force

On September 27, 2021, the Governor signed AB 796 which added Section 2275 to the Elections Code that requires the SOS to establish a Motor Voter Task Force to consult with the SOS and the DMV on the development of an annual review and to advise on the effective implementation of the California New Motor Voter Program.

Elections Code Section 2276 requires that the SOS, in consultation with the DMV and the Motor Voter Task Force, annually review the effectiveness of the California New Motor Voter Program and draft a written report. The written report shall, at a minimum, include information about trends of voters registering through the California New Motor Voter Program and an analysis of the information described in Elections Code Section 2274 regarding the timeliness of California New Motor Voter transmissions and any system irregularities for the preceding year.

The SOS, DMV, and the Motor Voter Task Force are pleased to present the first Annual Report for the California New Motor Voter Program for 2022, in compliance with Elections Code Section 2276. The report highlights statistics for the California New Motor Voter Program throughout the year.

This report relies on data provided by the DMV and VoteCal, California's centralized voter registration database.

Voter Registration Statistics

The information for Voter Registration Statistics is derived from the Report of Registrations from 2018 to 2022. The SOS is required by law to produce the Report of Registration, detailing voter registration levels throughout California at specific times prior to each statewide election and once during odd numbered years.

Figure 1 shows the statistics from 2018 to 2022. The total of number of Eligible Voters ranged from 25,076,348 to 26,876,800. The total number of Registered Voters ranged from 18,980,481 to 21,940,274. The total number of Eligible Unregistered voters ranged from 6,096,867 to 4,936,546. The percentage of those Eligible but Unregistered ranged from 11.1% to 25.0%. This percentage decreased from 24.3% in 2018 to 18.4% in 2022.

The totals for Eligible Voters are unofficial but are based on U.S Census data, as adjusted by information from the California Department of Finance and the California Department of Corrections and Rehabilitation.

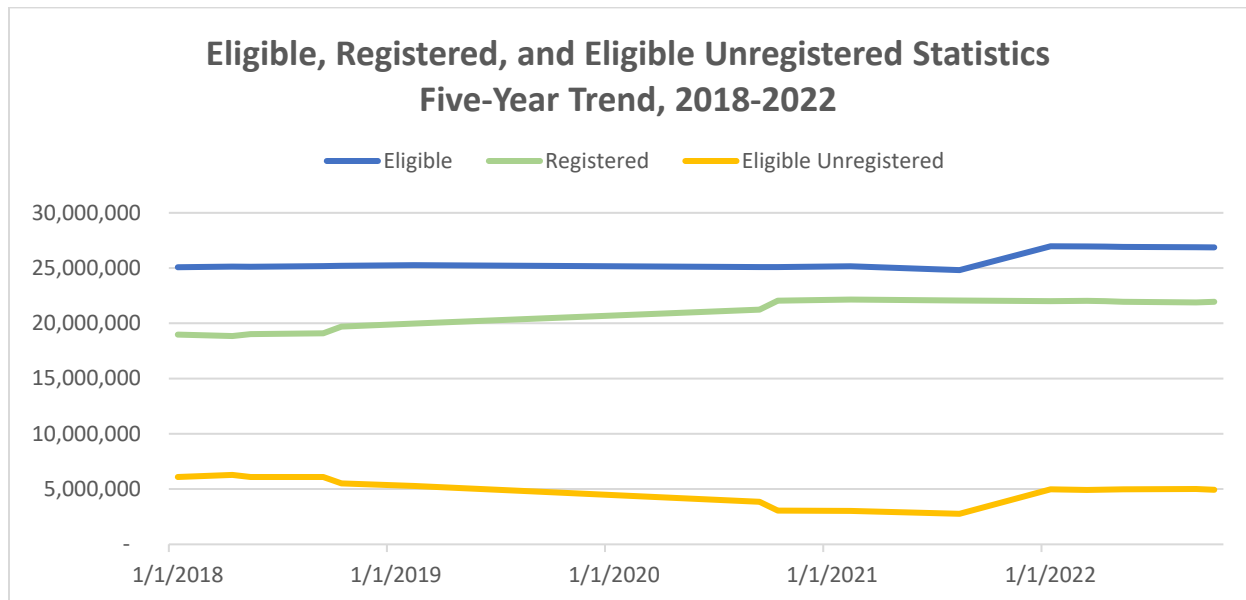


Figure 1

Voter Registration Methods

Californians may register to vote through various methods. These methods include the following:

- California New Motor Voter Program: Automatic voter registrations by eligible applicants completing a driver license, ID card or change of address transaction online, by mail or in person at the DMV, unless they choose to opt out of automatic voter registration.
- California Online Voter Registration (COVR): Online voter registrations through the SOS public website.
- Mail: Paper voter registration through paper registration cards submitted to the Counties or SOS.

Figure 2 showed that in 2022, there were a total of 4,980,682 registrations from the three methods, of which New Motor Voter accounted for 3,995,152 (80%), followed by Paper at 547,816 (11%), and COVR at 437,714 (9%).

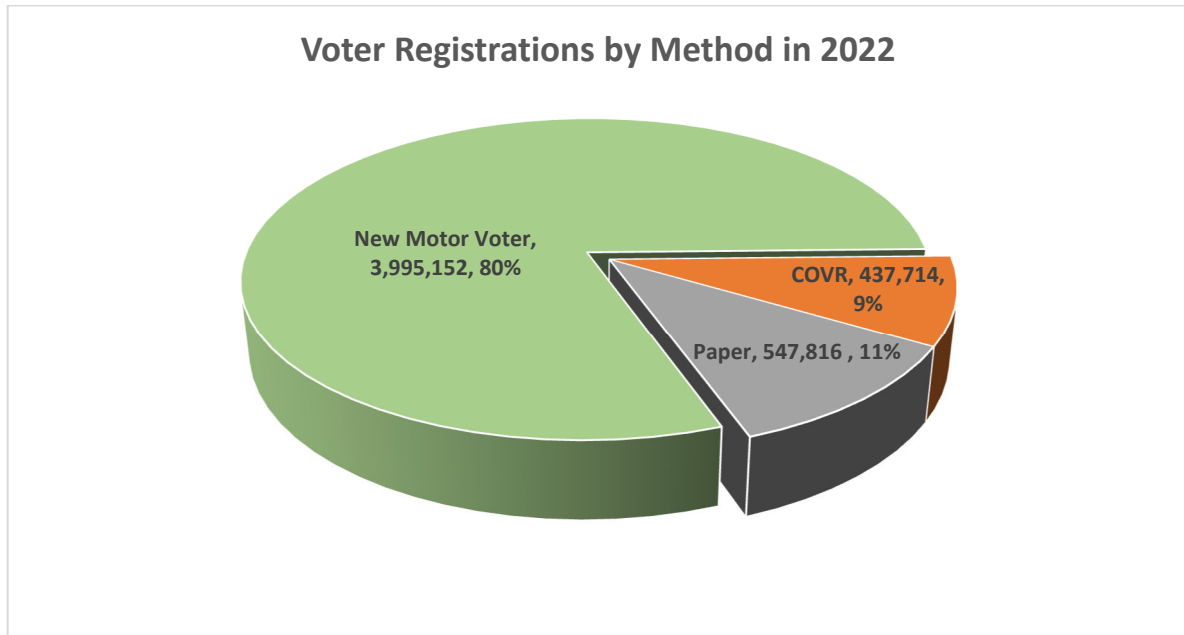


Figure 2

Motor Voter Registrations Five-Year Trend, 2018 to 2022

The California New Motor Voter Program was implemented on April 23, 2018.

The program captures registration data by three categories: (1) Pre-Registrations, (2) New Registrations, and (3) Updated Registrations.

Figure 3 shows the five-year trend for total motor voter registrations from 2018 to 2022. The total motor voter registrations for each year include pre-registrations, new registrations, and updated registrations. The registrations in 2018 were significantly lowered compared to 2019 through 2022 because the program began in later April/early May of 2018, and therefore does not capture registration counts for the entire 2018 year.

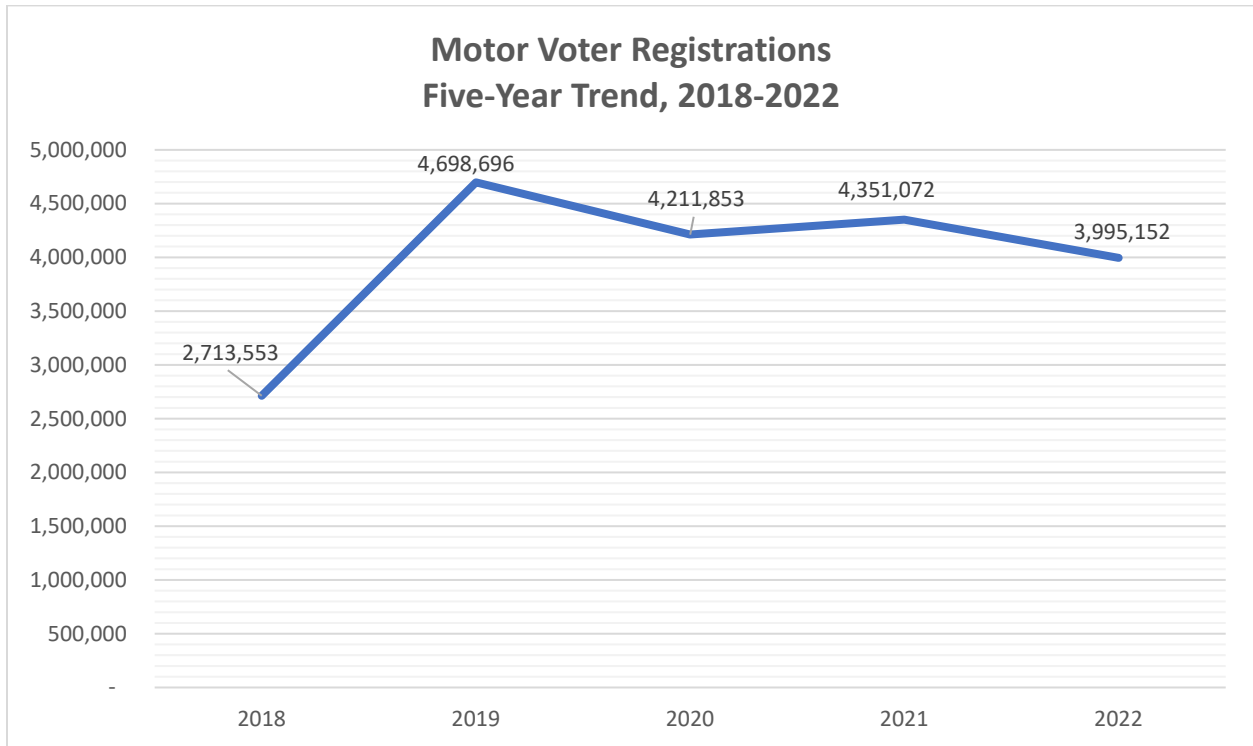


Figure 3

Figure 4 shows the five-year motor voter registrations trend based on the categories: (1) New Pre-registrations; (2) New Registrations; and (3) Updated Registrations. The total motor voter registration count for updated registrations is significantly higher, ranging from 1,947,614 to 3,467,968 registrations, as compared to new registrations and new pre-registrations.

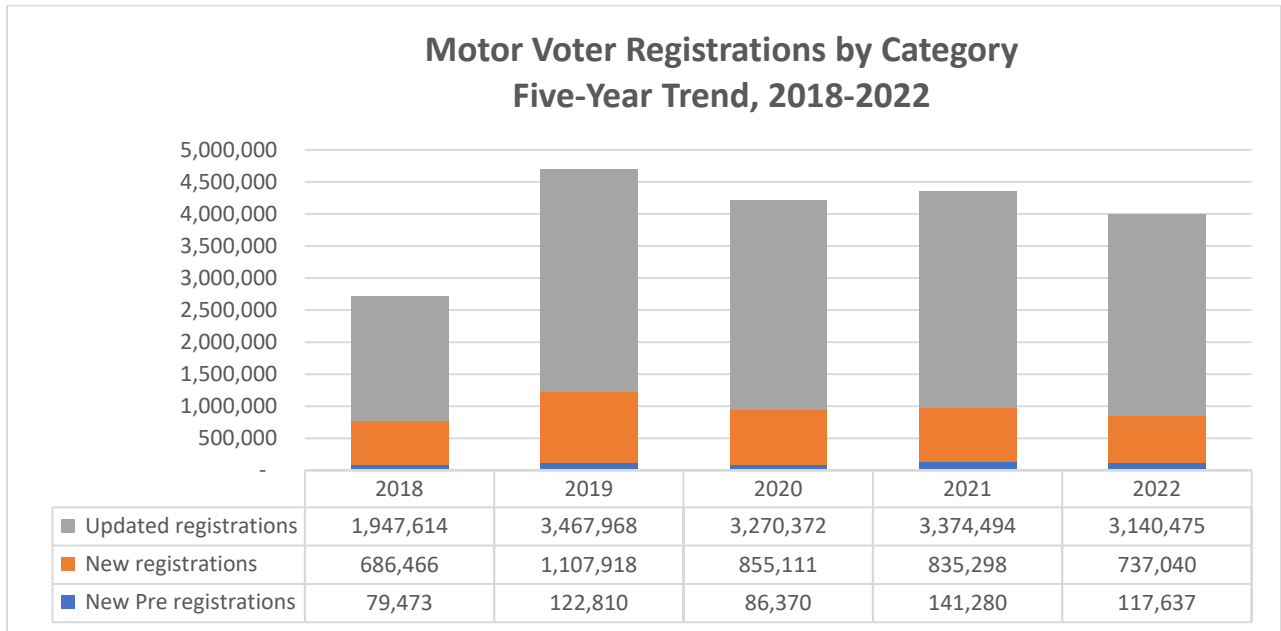


Figure 4

Motor Voter Registrations for 2022

Figure 5 and Figure 6 show that in 2022, there were a total of 3,995,152 motor voter registrations, of which Updated Registrations accounted for 3,140,476 (79%), followed by New Registrations at 737,040 (18%), and New Pre-registrations at 117,637 (3%).

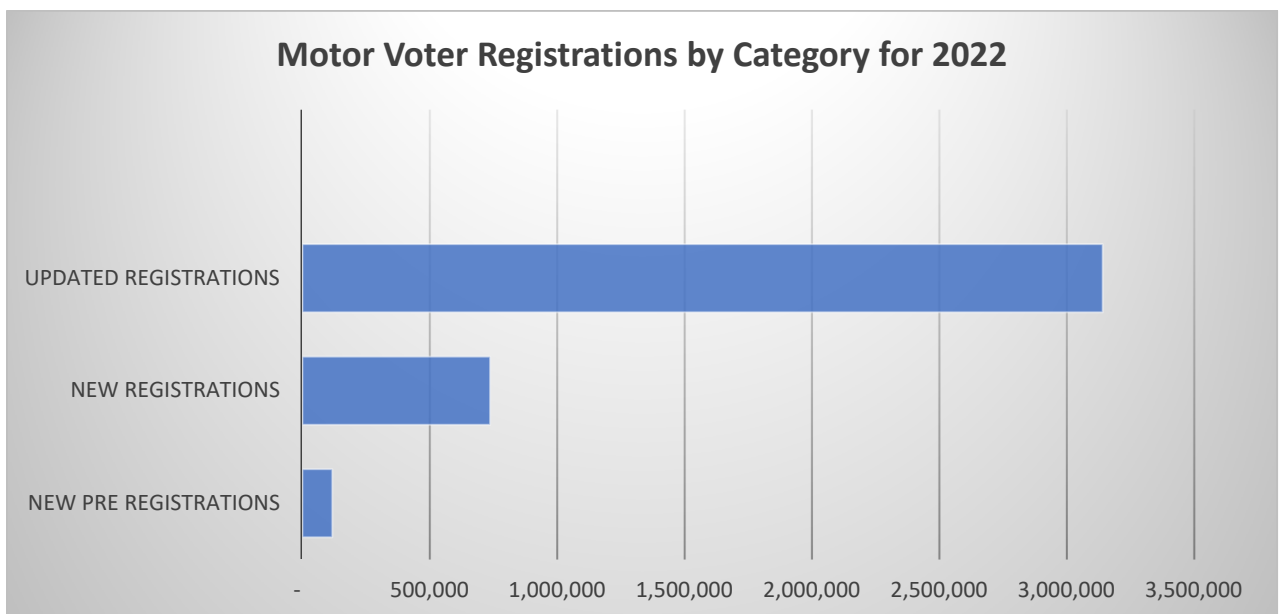


Figure 5



Motor Voter Registrations by Type (%) for 2022

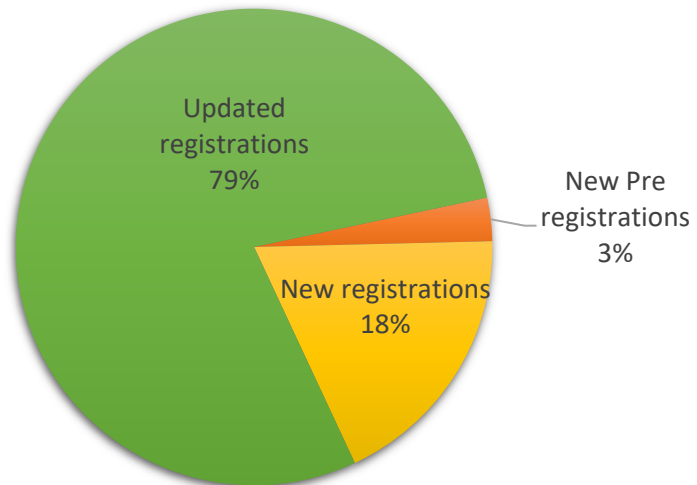


Figure 6

Motor Voter Registration by Party Preference for 2022

Applicants at the DMV field offices are provided with the opportunity to select party preference upon registering to vote.

The nine party preference categories are:

1. American Independent
2. Democratic
3. Green
4. Libertarian
5. Peace and Freedom
6. Republican
7. No Party Preference
8. Other: This means the applicant selected “Other” and then had the opportunity to write in free-text to define their political preference.
9. Null: This means that party preference was not recorded by the DMV field office. This most commonly comes from paper sources where the applicant may not have written anything in the field or provided more than one party preference. Electronic DMV sources require the applicant to provide a response to these fields and only allow the applicant the ability to choose one.

Figure 7 and Figure 8 show that the preference for the Democratic Party totaled a significant amount, at 1,945,773 (49%) of the total motor voter registrations in 2022. The least number of registrations are Null, at 16,239 (0.41%) in which the party preference was not recorded by DMV field offices.

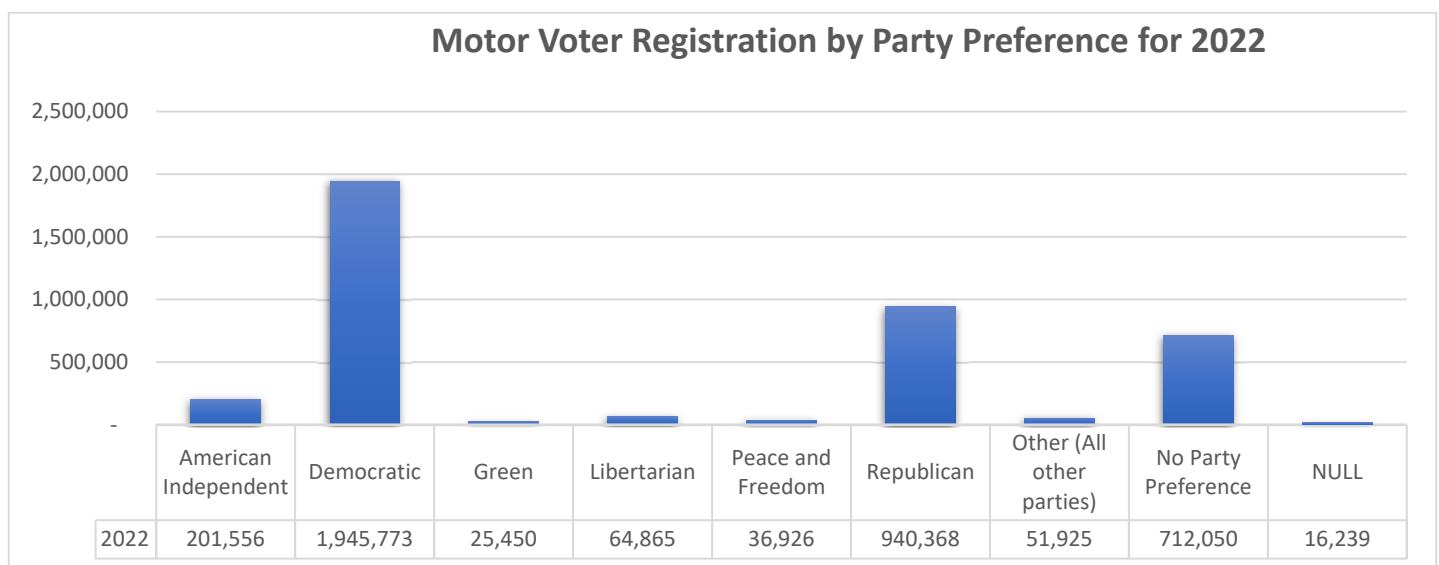


Figure 7

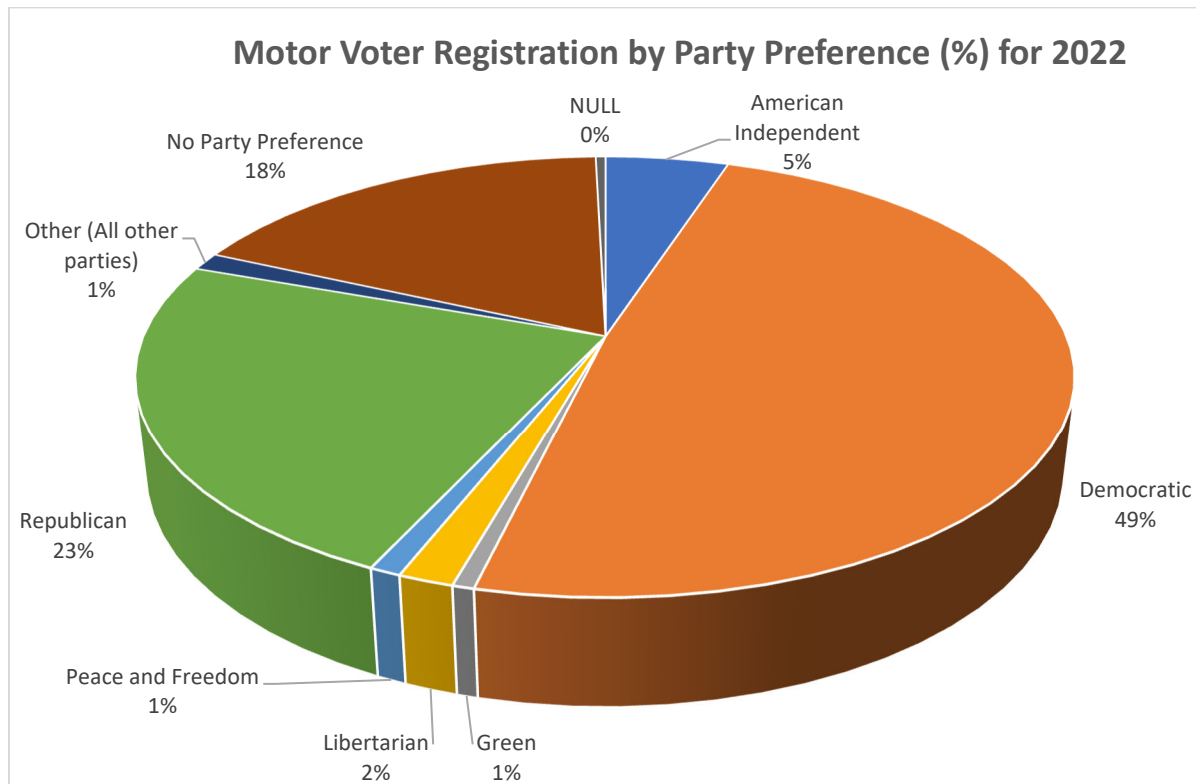


Figure 8

Motor Voter Registration by Age Groups for 2022

Figure 9 and Figure 10 show the total of motor voter registrations in 2022, by nine different age groups, ranging from 16-17 to 80 and above. The 22-30 age group has the highest number of registrations at 797,622 (20%), and the fewest is in the 80+ age group at 86,718 (2%) of the 2002 total registrations.

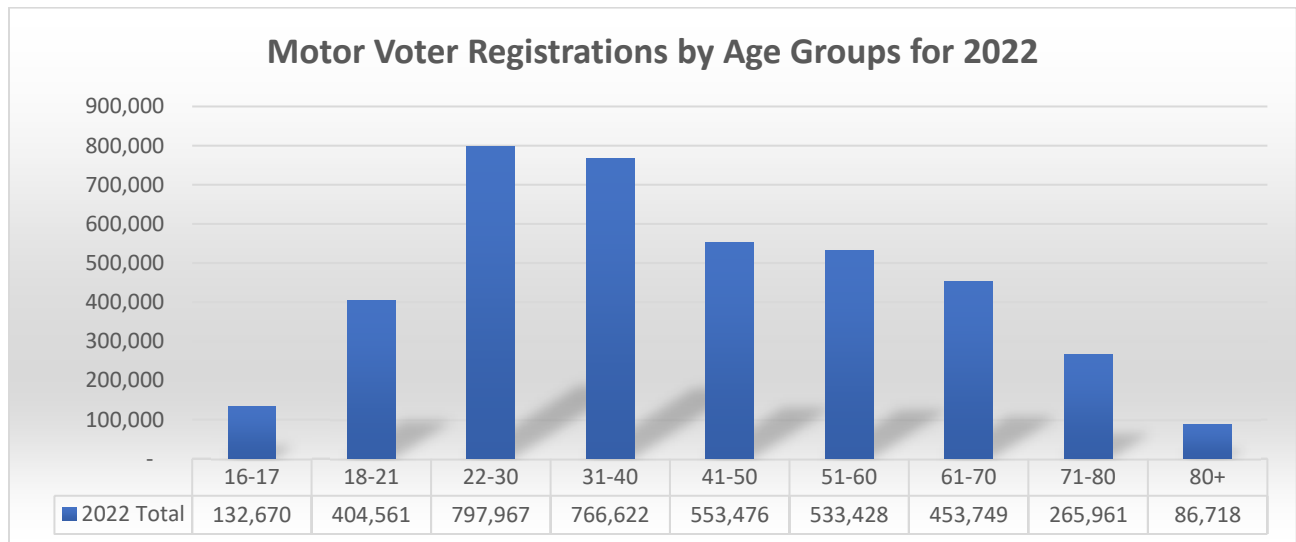


Figure 9

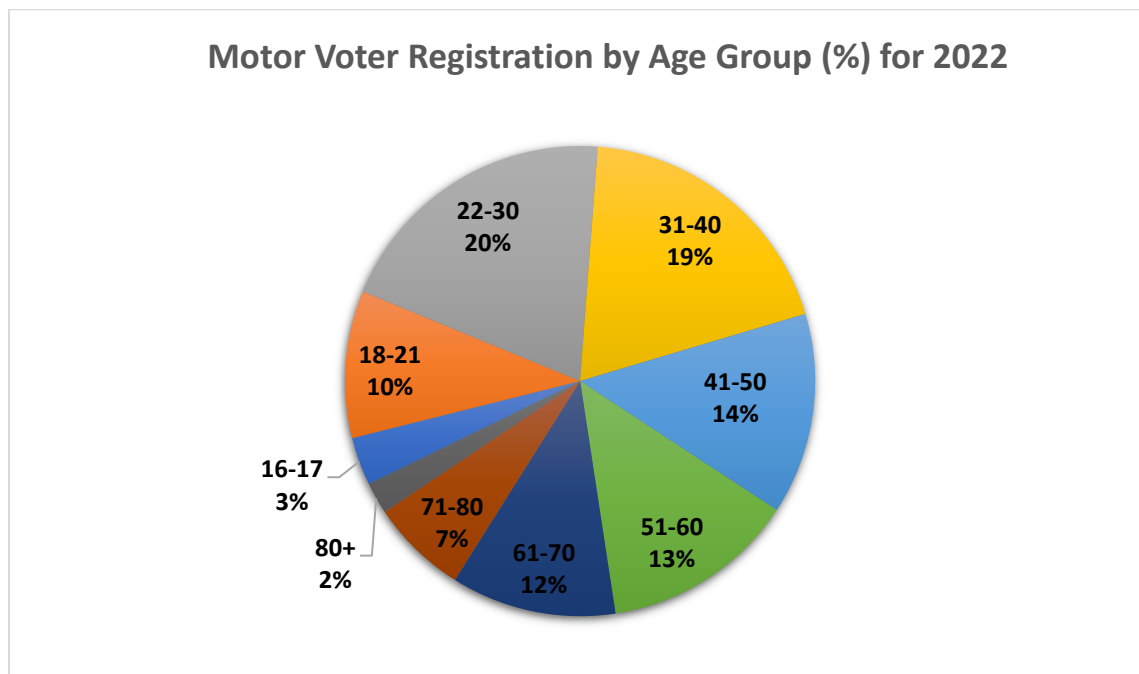


Figure 10

DMV Sources Processed

The DMV provides eight sources of transaction records to the SOS for all persons eligible to register to vote and who do not opt out of registration during their DMV transaction.

Sources:

1. EDL: Electronic DL 44 at a DMV Field Office: Includes the following: (a) people who register to vote through the Electronic Driver's License process at the DMV, (b) people who complete their applications online and then come into the field office, and (c) people who complete an application on the Touchscreen Terminals (TSTs) located inside of DMV field office locations.
2. DLIR: Driver License Internet Renewal
3. ICA: Internet change of address
4. RBM: Renewal by mail initiated by the DMV
5. 410: User initiated renewal by mail
6. COA: Change of address through paper
7. ODDL: Online Duplicate Driver License. Allows customers to apply for a duplicate license.
8. KDDL: Kiosk Duplicate Driver License and Identification (ID) Card. Self Service Kiosk source that allows customers to apply for a duplicate driver license/ID.

The SOS receives registration records from all DMV sources daily and processes them to counties elections offices. The records go through the SOS's and county elections officials' list maintenance process, which looks for matches and potential matches to merge voter records into the same voter.

Figure 11 and Figure 12 show that in 2022, there were 7,781,410 total records processed by the SOS from all DMV sources. The largest source was electronic application forms, EDLs accounted for 4,630,576 (60%) of total records. Together, online changes of address, online renewals, and online duplicate license requests accounted for another 36% of total records. This means that more than 96% of all registration records transmitted to the SOS from the DMV in 2022 were completed by customers in electronic format.

The availability of voter registration at KDDLs was a change implemented in 2022, and therefore Figure 11 and Figure 12 do not capture data from this source for the entire year.

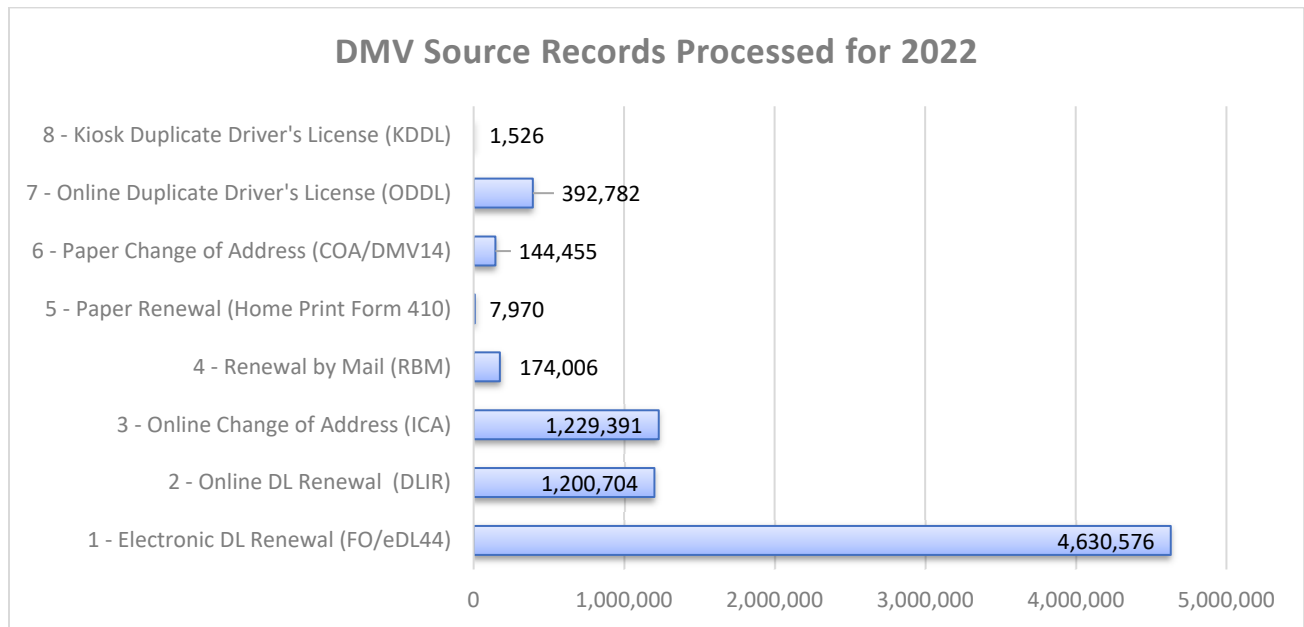


Figure 11

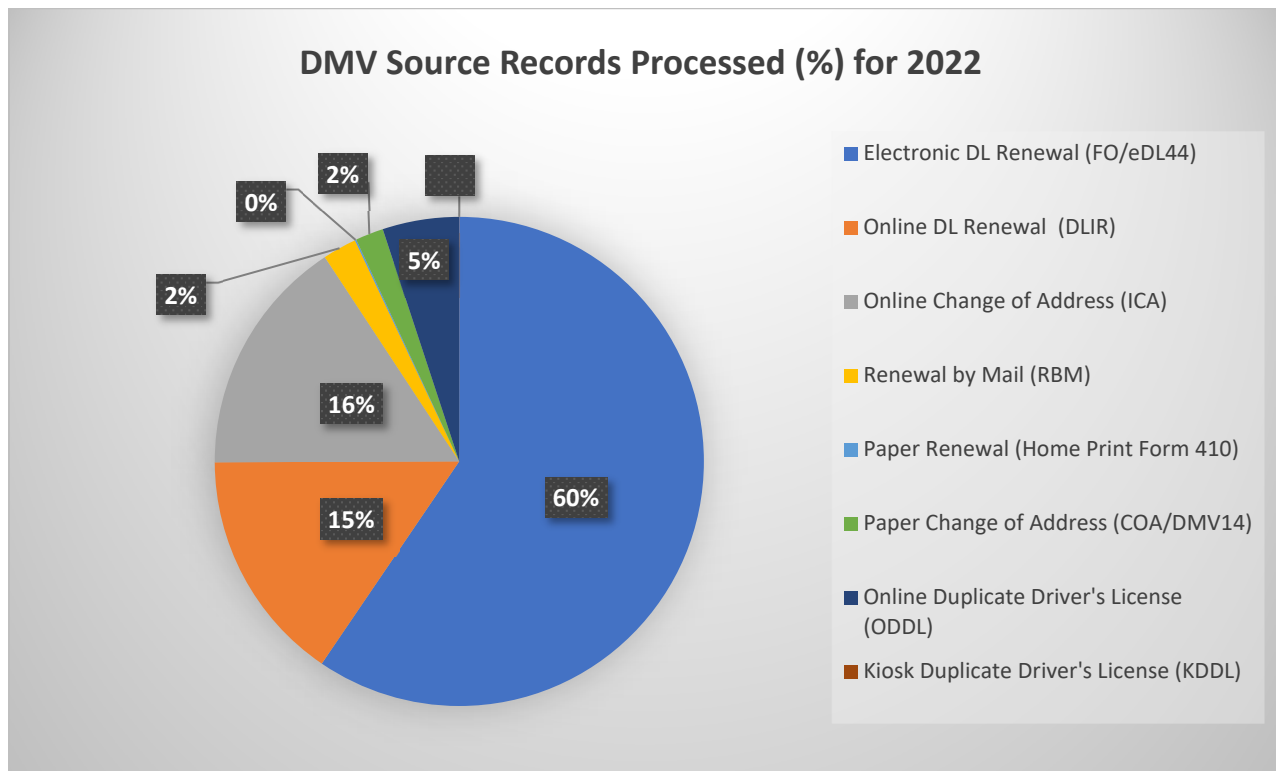


Figure 12

There are also applicants who do not indicate their eligibility by checking “no” or “decline to state” their voter eligibility and/or citizenship. These transactions are not transmitted to the SOS under the California New Motor Voter Program. For these applicants, the registration process ends, and their transaction is not tracked as an “opt-out.”

In 2022, the number of New Motor Voter transactions completed on paper forms in which the applicant left all voter registration questions blank was 142,077.

Opt-Outs of Motor Voter Registration

The California New Motor Voter Program requires DMV applicants who indicate their eligibility to opt out of voter registration to avoid becoming registered or updating their registration. The term “opt out” as used in this report does not include persons who do not register because they did not affirmatively indicate their eligibility to vote. Applicants may opt out while they are completing their driver’s license/ID form by mail, online, or at a DMV field office.

Applicants who indicate their eligibility and choose to opt out of registration are not required or asked by the system to provide an explanation on why they chose to opt out. Therefore, the only information provided is that the applicant has chosen to opt out. There is no information provided for further analysis on reasoning for the opt out.

Opt-Outs of Motor Voter Registration - Five-Year Trend, 2018-2022

There are two types of opt-outs for motor voter registration: (1) opt-outs by eligible but already registered people and (2) opt-outs by eligible and not registered people.

An “opt-out, eligible but already registered” transaction means that the SOS has made a match of the DMV opt-out record with an already registered voter through the VoteCal data validation process.

An “opt-out, eligible and not registered” transaction means that the SOS has not made a match with an existing voter in VoteCal. Therefore, these DMV customers are considered unregistered potential voters who opted out of the New Motor Voter registration. However, it is possible that a small number of these individuals may already be registered but that insufficient information is available for the SOS to make a match.

Figure 13 shows the number of opt-out, eligible but already registered transactions and the number of opt-out of eligible and not registered transactions, compared with the total number of New Motor Voter transactions processed from 2018 to 2022. Opt-out, eligible but already registered transactions ranged from 1,219,134 (24.5% of total DMV

Transactions) in 2018 to 2,910,596 (30.2% of total DMV Transactions) in 2019. Opt-out, eligible and not registered transactions ranged from 772,343 (15.5% of total DMV transactions) in 2018 to 1,486,195 (15.4% of total DMV transactions) in 2019. From 2019 through 2022, on average more than two out of every three opt-outs (68.8% of total Opt-outs) were by voters who were already registered at the time they interacted with the New Motor Voter system.

The total number of opt-out, eligible but already registered transactions and opt-out, eligible and not registered transactions reported for 2018 is significantly less as compared the subsequent years because the program began in April of 2018, and therefore Figure 13 does not capture opt out registration data for the entire 2018 year.

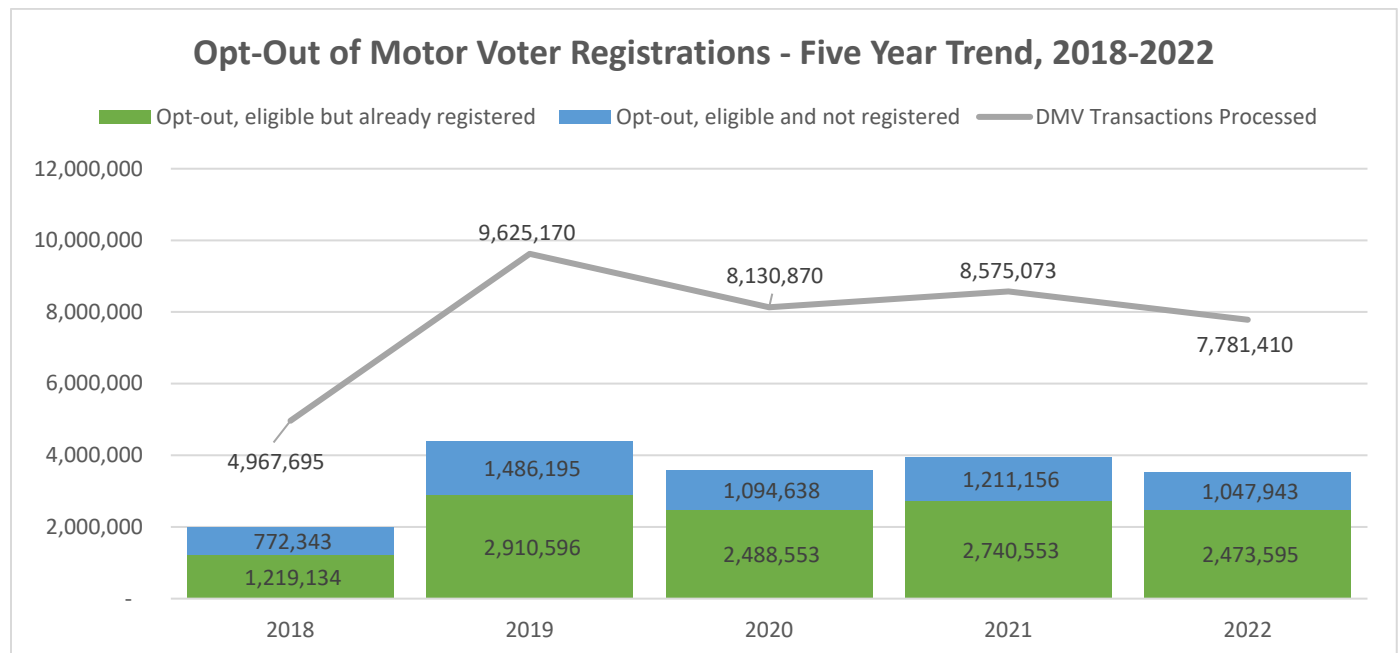


Figure 13 (Please note: While the information provided is not specifically required per Elections Code; the SOS, DMV, and Task Force worked collaboratively to provide this information.)

Table 1 looks specifically at opt-outs among eligible unregistered people, compared to new registrations and pre-registrations, which represent the other portion of the eligible unregistered population. Table 1 identifies the share of the eligible unregistered population that is choosing to register and the share that is declining to register.

Eligible Unregistered Population	2018	2019	2020	2021	2022
New Registrations and Pre-Registrations	765,939	1,230,728	941,481	976,578	854,677
Opt-out by Eligible Unregistered	772,343	1,486,195	1,094,638	1,211,156	1,047,943
% Registering or Pre-Registering	49.79%	45.30%	46.24%	44.64%	44.92%
% Opting-Out	50.21%	54.70%	53.76%	55.36%	55.08%

Table 1

Similarly, Table 2 looks specifically at opt-outs among eligible but already registered people, compared to registration updates, which represents the other portion of the eligible but already registered population. Table 2 identifies the share of the eligible but already registered population that is choosing to update and the share that is declining to update.

Eligible Already Registered Population	2018	2019	2020	2021	2022
Updated Registrations	1,947,614	3,467,968	3,270,372	3,374,494	3,140,475
Opt-out of eligible but already registered	1,219,134	2,910,596	2,488,553	2,740,553	2,473,595
% Updating	61.50%	54.37%	56.79%	55.18%	55.94%
% Opting-Out	38.50%	45.63%	43.21%	44.82%	44.06%

Table 2

Opt-Outs of Motor Voter Registration for 2022

Figure 14 shows the number of opt-out, eligible but already registered transactions and the number of opt-out, eligible and not registered transactions, as compared to the total number of New Motor Voter transactions processed for 2022. The opt-out, eligible but already registered transactions ranged from 157,166 (29.6% of total DMV transactions) in February 2022 to 256,582 (31.6% of total DMV transactions) in August 2022. The opt-out, eligible and not registered transactions ranged from 70,296 (11.8% of total DMV transactions) in December 2022 to 110,512 (13.6% of total DMV transactions) in August 2022. Again, the number of opt-out, eligible but already registered transactions is significantly higher than the number of opt-out, eligible and not registered transactions.

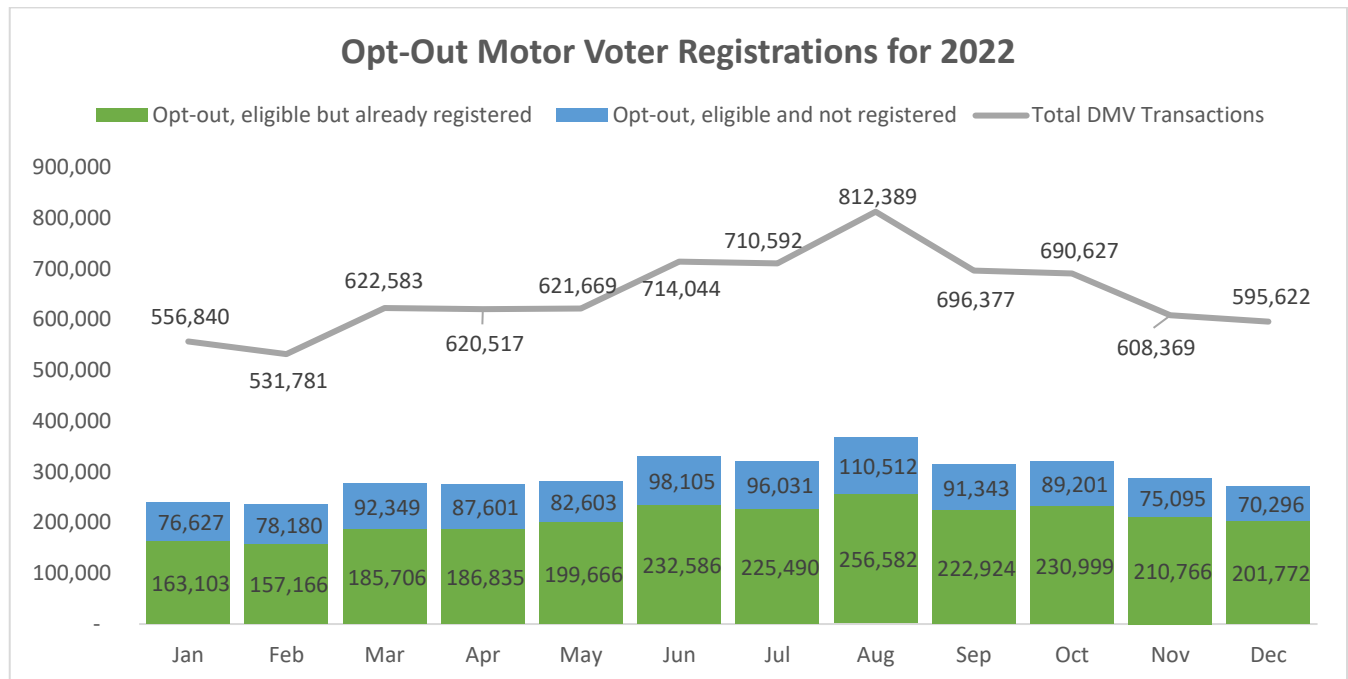


Figure 14

Eligible Voters Opt-Out Method

In 2022, the total of those completing a DMV transaction who indicated their voter eligibility, and opted out of voter registration or updating their voter registration are as follows, sorted by transaction type:

1. Checked “I do not want to vote or update my voter registration information” is 3,404,588 from DMV field offices and online sources.
2. Checked “I am eligible, but I do not want to register to vote or update my voter registration information” is 143,988 from renewals by mail, change of address, and paper renewal sources.

Motor Voter Pre-Registration Opt-Outs

In 2022, there were 244,411 electronic Driver’s License or ID Card applications from eligible DMV customers aged 16-17. This total consists of only sources from online and field office electronic applications. It does not include completed paper applications. Of these 244,411 total electronic transactions by eligible people, 111,435 (45.6%) were opt-outs of voter pre-registration.

Assembly Bill 796

Assembly Bill 796 added Elections Code Section 2274, which requires the DMV, in consultation with the SOS, to monitor the timeliness of DMV transmittals on voter registrations to the SOS.

The DMV is required to provide the following information on voter registration to the SOS by the 10th day of each calendar month:

1. The number of completed voter registration applications transmitted to the SOS after the specified deadlines.
2. The number of notices sent to voters when there has been a delay in processing their completed voter registration applications.
3. The reasons for any irregularities in the processing of voter registration records or in the transmittal of any completed voter registration applications after the specified deadlines.

Table 3 shows the total number of records delivered to the SOS in 2022. The Total Records Delivered to the SOS is the number of completed voter registration applications transmitted to the SOS by the deadline and those transmitted after the deadline.

The total number of New Motor Voter records delivered each month ranged from 535,458 in February 2022 to 817,634 in August 2022. The number of letters sent to customers because their records could not be delivered to the SOS within 10 days after their acceptance by DMV ranged from 114 in January 2022 to 400 in July 2022.

The number of letters sent is higher because customers are provided with a letter before the 10-day mark to ensure that they are properly notified. Customers who are sent a letter may be included in one month's data and then cleared as over 11 days on another month's data.



**California
Motor Voter**



Records Delivered to SOS in 2022			
Month	Total Records Delivered to SOS	Records delivered More than 10 days after Acceptance	Letters sent because records could not be processed/delivered within 10 days
Jan	561,028	27	114
Feb	535,458	11	145
Mar	627,028	15	136
Apr	624,731	11	145
May	625,909	15	157
Jun	718,512	10	236
Jul	715,115	106	400
Aug	817,634	114	215
Sep	700,728	11	189
Oct	694,819	14	175
Nov	611,668	7	147
Dec	599,164	76	152

Table 3

Records Delivered More than 10 days after Acceptance

Figure 15 shows the number of records delivered to the SOS more than 10 days after their acceptance by the DMV in 2022. There was a total of 417 records delivered more than 10 days after their acceptance, ranging from 7 to 114. There was a significant increase in the months of July and August due to an error during software deployment with the self-service kiosk transactions that resulted in the kiosks being removed from service for Driver License transactions until March 2023. The issued is described in System Irregularities.

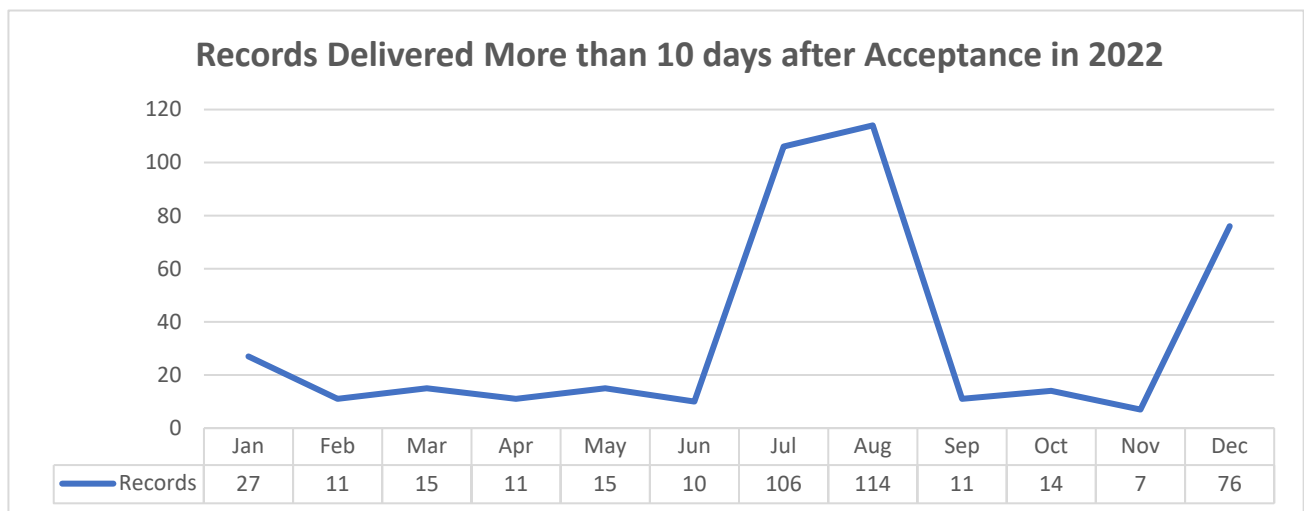


Figure 15

DMV Letters Sent

Figure 16 shows the total number of DMV Letters Sent in 2022. There was a total of 2,211 DMV Letters sent, ranging from 114 to 400. There is a significant increase in July and August because of records properly being withheld for clearance requirements due to an error during software deployment with the self-service kiosk transactions that resulted in the kiosks being removed from service for Driver License transactions until March 2023.

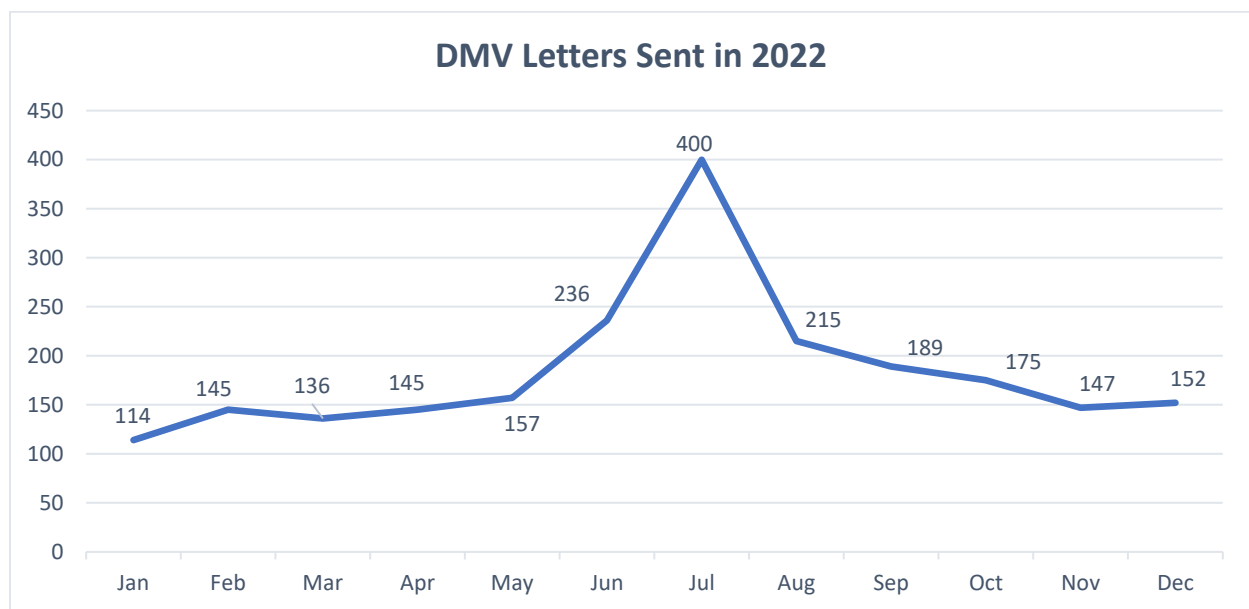


Figure 16

System Irregularities

The DMV is required to provide the reasons for any irregularities in the processing of records or in the transmittal of any completed voter registration applications after the specified deadlines.

The two system irregularities reported in 2022 were in August and December.

System Irregularities in 2022		
Months	Number of Irregularities	Explanation
Aug	1	<p>Noted issues with a faulty deployment of a software update by the kiosk vendor which resulted in a defect that caused transactions to fail to process when certain political parties were selected.</p> <p>The only data that was able to pass were registrations for the 'Republican' party. Other registrations were halted due to a technical error. Customers were provided with a transaction halted screen and given a telephone number to call for assistance. Once the error was able to be reproduced, the transactions were taken offline, and the affected customers were notified.</p> <p>As soon as the issue was discovered and verified, the self-service kiosks were taken offline for Driver License/ID Card transactions and remained offline until March 2023 when they were restored after the problem was fixed.</p>
Dec	1	<p>DMV-14 forms that are sent late from field office locations and arrive/are processed in Headquarters on or after the 10-day window provided in NVRA.</p> <p>A new procedure was put into place in December and DMV continues to monitor and report any items being sent late to SOS as required, as well as reporting those numbers in the monthly statistics provided pursuant to AB 796.</p>

Language Preference

Applicants may choose to complete their DMV transactions in any of the ten available languages: English, Spanish, Chinese, Hindi, Japanese, Khmer, Korean, Tagalog, Thai, and Vietnamese. If the applicant selects “English” or does not select any language on the paper form, the language is English. During the course of their registration, an eligible applicant may also select a language preference in which to receive voter materials. Applicants may complete a New Motor Voter transaction in a language that is different from their selected language of preference for voter materials.

Figure 17 shows the total number of DMV transactions completed in the ten available languages and the total number of completed voter registration applications in which the applicant selected a language preference for voter materials.

The total number of DMV transactions represented in Figure 17 and Table 4 includes ineligible transactions not transmitted to the SOS.

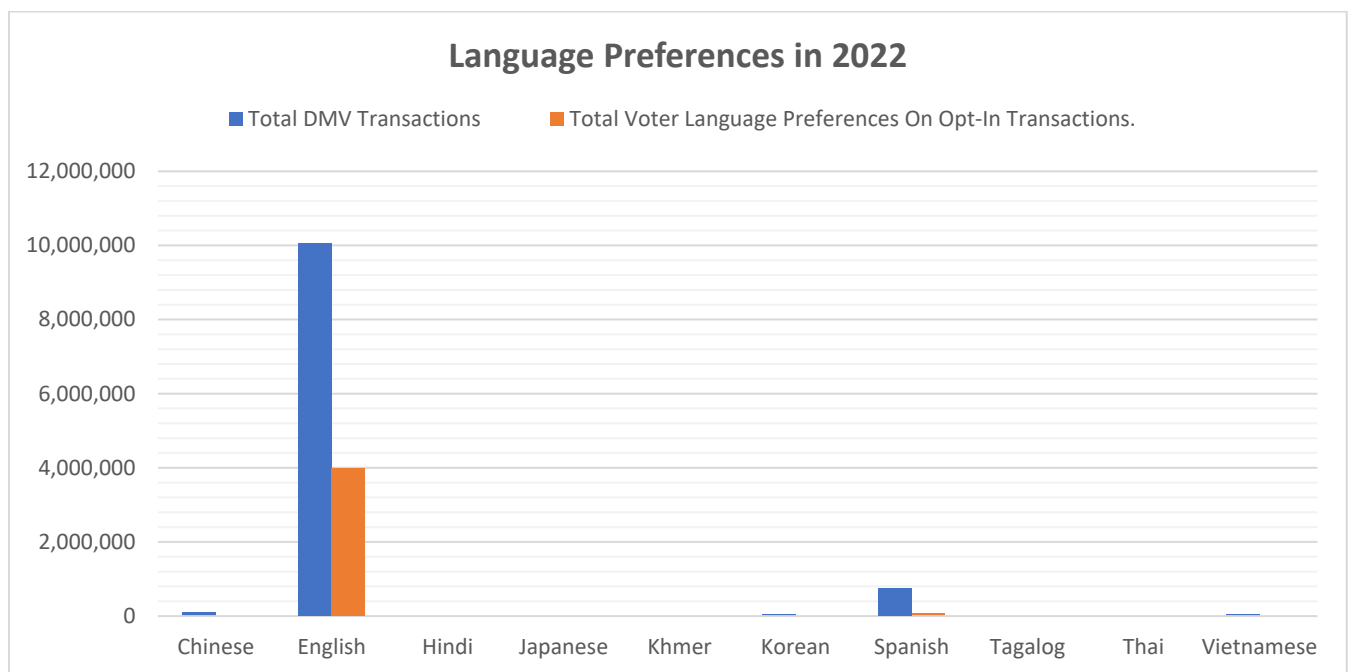


Figure 17

Language	Total DMV Transactions (*includes Ineligible)	Total Voter Language Preference on Opt-In Transactions
Chinese	107,119	13,613
English	10,054,670	3,981,056
Hindi	933	120
Japanese	8,052	693
Khmer	695	143
Korean	33,258	11,133
Spanish	749,655	86,308
Tagalog	1,759	670
Thai	3,027	659
Vietnamese	31,913	11,608
Total	10,991,081	4,106,003

Table 4

Secretary of State Outreach

The SOS sends postcards to reach out to individuals who complete their applications in paper form: (1) Registration Opportunity Postcard and the (2) Voter Preference Postcard.

In June 2018, the SOS began mailing the opt-out postcards to DMV customers who indicated that they are eligible to vote but chose to opt out of registration. This was discontinued after September 26, 2018, due to potential ineffectiveness and cost. During this period, a total of 511,661 opt-out postcards were mailed at a cost of \$30,641.

The postcards are not required mailings by the SOS but is an outreach effort performed to attempt to get more people to register to vote.

Registration Opportunity Postcard: This postcard is mailed to DMV applicants who renewed or applied for a DL/ID card or changed their address but did not clearly indicate if they wanted to register or update their registration. Individuals receiving this postcard were not registered.

Voter Preferences Postcard: For applicants registering to vote at the DMV, who did not provide their political party preference or language preference for receiving elections materials, the SOS will mail this postcard with instructions on how the applicant can

update their voter information. Individuals receiving this postcard were registered to vote or had their voter registration updated.

Figure 18 shows the total number of Registration Opportunity Postcards and Voter Preferences Postcards sent in 2022. There were a total of 45,520 Registration Opportunity postcards mailed, ranging from 3,170 to 4,699. There were a total of 28,706 Voter Preferences postcards mailed, ranging from 1,941 to 2,845.

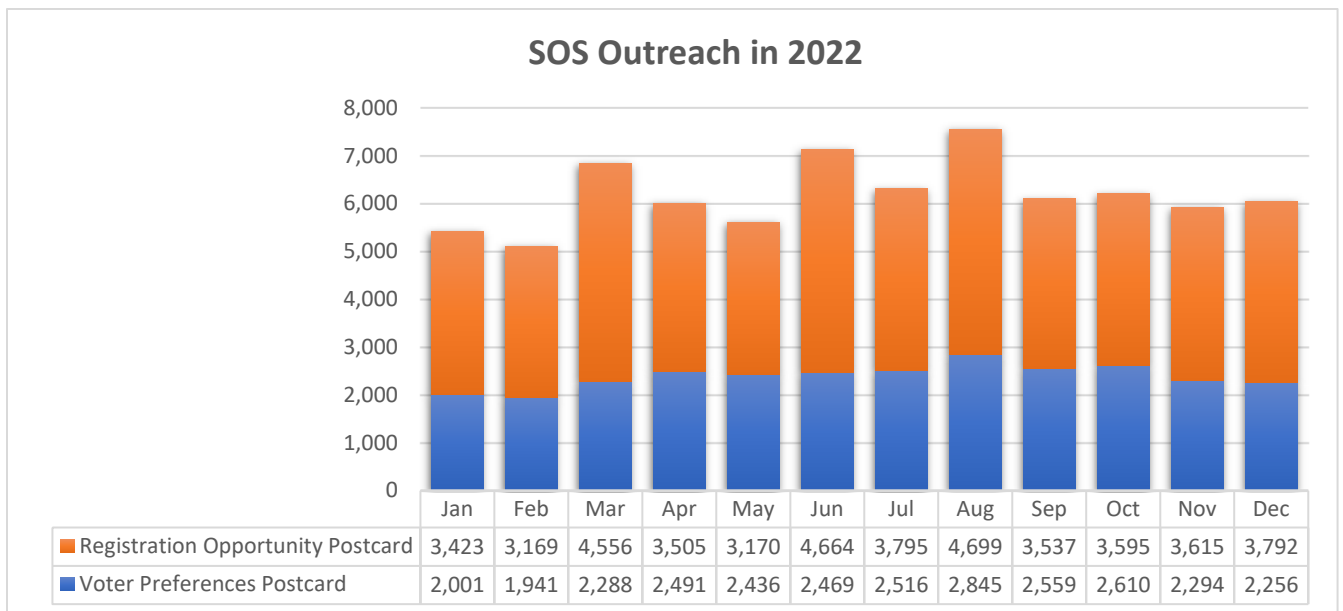


Figure 18

Supplemental Information

Persons with Disabilities:

DMV technicians are trained to assist customers with disabilities. DMV customers, regardless of whether the customer is disabled or not, may use ADA terminals, which are equipped with screen reader software or the online portal which is compatible with customer provided screen readers at DMV field offices. The ADA terminals may also be used when the offices are busy. Therefore, this report does not include information from ADA terminals, as it will include disabled and non-disabled information.

Non-Citizens:

Applicants who selected “No,” or “decline to provide an answer” on whether they are a US citizen will not be able to register to vote. It is the applicant's sole responsibility to provide the correct response on questions regarding US citizenship.

Elections Code Section 2268 states that if a person who is ineligible to vote becomes registered to vote pursuant to Chapter 4.5 of the California New Motor Voter Program in the absence of a violation by that person of Section 18100, then that person’s registration shall be presumed to have been affected with official authorization and not the fault of that person.

Additionally, Elections Code Section 2269 states that if a person who is ineligible to vote becomes registered to vote pursuant to Chapter 4.5 of the California New Motor Voter Program and votes or attempts to vote in an election held after the effective date of the person’s registration, then that person shall be presumed to have acted with official authorization and shall not be guilty of fraudulently voting or attempting to vote pursuant to Section 18560, unless that person willfully votes or attempts to vote knowing that they are not entitled to vote.

Persons with Criminal Records:

DMV does not request applicants to provide information on whether they have criminal records.

DMV participates in multiple outreaches each year, such as Veterans Standdown, homeless outreach, disaster recovery centers, State Fair, etc. All these outreaches potentially reach people with criminal histories that have been paroled out of the California Department of Corrections and Rehabilitation (CDCR).

Additionally, CDCR participates in a program to provide ID cards to parolees as they exit institutions and customers are permitted to provide voter registration information if they qualify.

Resources

Additional resources:

- Motor Voter Task Force Website
<https://www.sos.ca.gov/elections/california-motor-voter/motor-voter-task-force>
- National Voter Registration Act (NVRA) Reports
<https://www.sos.ca.gov/elections/voter-registration/nvra/reports>
Under the NVRA, every two years the SOS compiles reports to the Election Assistance Commission (EAC) containing overall data for California. The reports are based on monthly county reports that counties submit to the SOS's office.
- [Voter Registration Statistics: California Secretary of State](#)
The SOS is required by law to produce a Report of Registration detailing voter registration levels throughout California at specific times prior to each statewide election and once during odd numbered years.
- AB 796 Report
<https://www.sos.ca.gov/elections/california-motor-voter>
Elections Code Section 2274 require the SOS to post the monthly report provided by the DMV to the SOS.

Motor Voter Task Force Contact and Members

Contact:

Secretary of State's Office, Executive Division
Sam Au
(916) 215-4719
sau@sos.ca.gov

Motor Voter Members:

Appointed members serving since 2022.

Russia Chavis Cardenas
California Common Cause

Whitney Quesenberg
Center for Civic Design

Neal Ubriani
Institute for Responsive
Government

John Gardner
Solano County

Dora Rose
League of Women
Voters of CA

Tricia Webber
Santa Cruz County

Rosalind Gold
NALEO Educational Fund

Paul R. Spencer
Disability Rights
California

Jacqueline Wu
J Wu Consulting

Deanna Kitamura
Asian Americans
Advancing Justice - Asian
Law Caucus (ALC)

Brittany Stonesifer
ACLU of Northern
California



California
Motor Voter



Appendices

EDL-44 Process

The electronic online driver's license and ID card application (EDL-44) process enables an applicant to complete the application before visiting a DMV field office. DMV employees can quickly access the completed form and begin processing.

DRIVER'S LICENSE AND ID APPLICATION

Home Current

REQUIRED FIELDS *

Please choose a language for this application.

LANGUAGE *

English

Next

DRIVER'S LICENSE AND ID APPLICATION

Home Current

REQUIRED FIELDS *

Please choose a language for this application.

LANGUAGE *

English

English

Spanish (Español)

Chinese (中文)

Korean (한국어)

Khmer (ភាសាខ្មែរ)

Thai (ไทย)

Vietnamese (Tiếng Việt)

Tagalog (Tagalog)

Japanese (日本語)

Hindi (हिंदी)

Disclaimers

Before we start, please read this information carefully: *

Medical Information

The following conditions that may affect your ability to operate a motor vehicle safely include, but are not limited to:

- Loss of consciousness; or
- Episode of marked confusion caused by any condition which may bring about recurring lapses; or
- Disease, disorder, or disability (examples of these are epilepsy, diabetes, stroke, cataracts, Parkinson's disease); or
- Decrease or change in your vision due to cataracts, macular degeneration, diabetic retinopathy, glaucoma, retinitis pigmentosa, or

[Read More](#)

☐ I agree to the terms *

[Back](#)

Next



License Type

What type of vehicle do you drive? *

Select from either the Noncommercial or the Commercial vehicles group below.

Noncommercial vehicles

Select license class(es):

☒ Car (Basic Class C)



☐ Motorhome over 40 feet, but not over 45 feet (Class B)

☐ Travel trailer or fifth wheel over 15,000 pounds gross vehicle weight rating (GVWR), or a trailer coach over 10,000 pounds GVWR, not for compensation (Class A)

☐ Motorcycle Only (Class M)

☐ Add Motorcycle (Class M)

WHAT ARE THE DIFFERENT CLASSES OF A NONCOMMERCIAL DRIVER'S LICENSE?



WHAT ARE THE DIFFERENT CLASSES OF A NONCOMMERCIAL DRIVER'S LICENSE?



Do you need a firefighter endorsement? *

☐ Yes

☒ No

Commercial vehicles

Select license class(es):

☐ Class A

☐ Class B

☐ Class C



WHAT ARE THE DIFFERENT CLASSES OF A COMMERCIAL DRIVER'S LICENSE?



Let's look up your eligibility.

Have you ever had a California driver's license or ID card? *

☐ Yes

☒ No

Have you ever had a driver's license or ID card from another state? *

☐ Yes

☒ No

What is your legal full name?

This is the name that appears on official identity documents like your birth certificate and passport.

FIRST NAME *	MIDDLE NAME (OPTIONAL)
<input type="text" value="Test"/>	<input type="text" value="D"/>
LAST NAME *	SUFFIX (OPTIONAL)
<input type="text" value="Data"/>	<input type="text" value=""/> 

WHAT IF I HAVE MULTIPLE FIRST, MIDDLE, LAST NAMES?



What is your date of birth?

MONTH *		DAY *		YEAR *
<input type="text" value="01"/>	/	<input type="text" value="01"/>	/	<input type="text" value="1971"/>

Do you have a Social Security number? *

If you have a Social Security Number you must select **Yes**. Your Social Security Number is required if you plan on applying for a Commercial Driver's License.

☒ Yes

☐ No

Social Security Number *

..... 


Numbers only, no special characters.

[Back](#)

[Next](#)

My Personal Details

Where do you live?

STREET ADDRESS *	APARTMENT / UNIT (OPTIONAL)		
<input type="text" value="2570 24th St"/>	<input type="text"/>		
CITY *	STATE *	ZIP CODE *	
<input type="text" value="Sacramento"/>	<input type="text" value="California"/> 	<input type="text" value="95818"/>	

Do you get mail at this address? *

DMV will print your mailing address on your driver's license or ID card, and will then mail it to this address.

<input checked="" type="radio"/> Yes
<input type="radio"/> No

My Personal Details

How tall are you?

FEET *

6

INCHES *

2

How much do you weigh?

POUNDS *

242

What is your gender? *

☐

Male

☐

Female

☐

Nonbinary

What is your gender? *



Male



Female



Nonbinary

What color are your eyes? *



Black



Blue



Brown



Gray



Green



Hazel

What color is your hair? *



No Hair



Auburn



Black



Brown



Blonde



Gray



Red



White



Other

My History

Some medical conditions may affect your ability to safely operate a motor vehicle. Some examples of these are (but are not limited to):

- Loss of consciousness.
- Episodes of marked confusion caused by any condition which may bring about recurring lapses of memory or consciousness.
- Disease, disorder, or disability (e.g., epilepsy, diabetes, strokes, cataracts, Parkinson's disease).
- Vision changes or decrease due to cataracts, macular degeneration, diabetic retinopathy, glaucoma, retinitis pigmentosa, or other progressive conditions.
- Substance abuse (e.g., alcoholism, drug addiction, or other related health problems).

In the last three years, have you experienced a medical condition that affects your ability to drive? *

☐ Yes

☒ No

[Back](#)

[Next](#)

My History

Have you ever applied for a driver's license or ID card using a different name? *

☐ Yes

☒ No

[Back](#)

[Next](#)

My History

Has your driver's license ever been cancelled, refused, suspended, or revoked? *

☐ Yes

☒ No

[Back](#)

[Next](#)

My History

Have you ever served in the United States Military? *

As a veteran, you may be eligible for benefits like disability compensation.

☐ Yes

☒ No

[Back](#)

[Next](#)

Organ & Tissue Donation

One person can save up to 8 lives, and heal over 75, through organ and tissue donation for transplantation. You can register regardless of age or health.

Organ donation happens after death, and your decision will not impact medical treatment.

Would you like to register? *



Yes



You will be kept on or added to the Donate Life California Donor Registry. A pink "donor" dot will be on your driver's license or ID card. This is your decision, and cannot be changed by anyone else.



Not at this time

Would you like to make a financial donation to Donate Life California? *

Select Yes to provide a \$2 voluntary contribution to Donate Life California to support organ and tissue donation.

☐

Yes

☒

No

[Back](#)

[Next](#)



U.S. Citizens Only

- Under state law, eligible citizens will be registered to vote unless they choose not to in this section.
- If you're already registered to vote, this service helps make sure your information is up to date.
- If you need to register to vote before your DMV visit, you can register online at RegisterToVote.ca.gov.

Are you a United States citizen? *

If you select "Decline to answer," you will not be registered to vote.

☐ Yes

☐ No

☐ Decline to answer

WHAT IF I'M NOT A CITIZEN? [+](#)

Do you meet **ALL** of the voter registration requirements listed below? *

- I am a United States citizen
- I am a resident of California
- I am at least 18 years old
- I am not currently serving a state or federal prison term for the conviction of a felony
- I am not currently found mentally incompetent to vote by a court

If you select "Decline to answer," you will not be registered to vote.

- ☐ Yes
- ☐ No
- ☐ Decline to answer

WHAT IF I DON'T MEET ALL THE REQUIREMENTS?



[Back](#)

[Next](#)

Voter Registration

Which best describes you? *

☐

I want to register to vote.



I am registered to vote and want to update my voter registration information.



This will overwrite your previous political party preference.

☐

I do not want to register to vote or update my voter registration information.

Voter Registration

This will replace your previous voter preferences.

Political party

Choose your political party preference.

Vote-by-Mail in All Elections

All active registered voters will be mailed a vote-by-mail ballot for every election. If you want to vote in person, you must turn in your vote-by-mail ballot or you may be required to vote a provisional ballot.

Language

Choose a language for your election materials.

Contact information

Provide your contact information if you want election officials to contact you about election and voter information.

[Back](#)

[Next](#)

Voter Registration

Please select a political party preference below. *

- ☐ American Independent Party
- ☐ Democratic Party
- ☐ Green Party
- ☐ Libertarian Party
- ☐ Peace and Freedom Party
- ☐ Republican Party
- ☒ Other

ENTER OTHER PARTY *

#DMV PARTY

- ☐ No Party / None

NOTE If you select "No Party / None," you may not be able to vote for some parties' candidates at a primary election for U.S. President, or for a party's central committee.

CHOOSE A LANGUAGE FOR YOUR ELECTION MATERIALS. *

☒ English

☐ Spanish

☐ Chinese

☐ Korean

☐ Khmer

☐ Thai

☐ Vietnamese

☐ Tagalog

☐ Japanese

☐ Hindi

Voter Registration

Would you like to receive election information via text or email? *



Yes



No

How would you like to receive election information? *

EMAIL ADDRESS

PHONE NUMBER

Numbers only, no special characters

[Back](#)

[Next](#)

Vote-by-Mail in All Elections

All active registered voters will be mailed a vote-by-mail ballot for every election. If you want to vote in person, you must turn in your vote-by-mail ballot or you may be required to vote a provisional ballot.

[Back](#)

[Next](#)

Thank You!



- Your voter registration application will be processed when you complete your business at DMV.
- If you do not receive a voter notification card within four weeks after your visit to the DMV, contact your county elections official.
- You can check your voter registration status with the California Secretary of State at voterstatus.sos.ca.gov.

[Back](#)

[Next](#)

Application Review

Please take a minute to review your responses.

Select any of the fields to update your response.

My Driver's License	
I am applying to	Get a driver's license or ID card for the first time
Class	Car (Class C)
Driver's license number	I do not have a previous driver's license or do not know my previous driver's license number
Firefighter endorsement	No

My Basics

Name	Test D Data
Date of birth	01/01/1971
Social Security Number	XXX-XX-0000
Address	2570 24th St
City, State, Zip	Sacramento, CA 95818
Height	6 Feet 2 Inches
Weight	242 Pounds
Sex	Male
Hair color	Blonde
Eye color	Green

Driving History

Medical conditions	No
--------------------	--------------------

ID under different name	No
-------------------------	--------------------

Driving privileges suspended	No
------------------------------	--------------------

Military Service

Served in U.S. military	No
-------------------------	--------------------

Organ Donation

Organ/tissue donor	Yes
--------------------	---------------------

Voluntary contribution	No
------------------------	--------------------

Voter Registration

I am a U.S. citizen	Yes
I meet voter registration requirements	Yes
I want to	Update my voter registration
Political party preference	Other, #DMV PARTY
Election materials language	English
Vote-By-Mail in All Elections	All active registered voters will be mailed a vote-by-mail ballot for every election. If you want to vote in person, you must turn in your vote-by-mail ballot or you may be required to vote a provisional ballot.
Text/email election information	Yes
Email	Test@dmv.ca.gov
Phone	800-777-0133



Data

The data provided is used to generate the figures in this report.

Figure 1 - Eligible, Registered, and Eligible Unregistered Statistics Five-Year Trend, 2018-2022

Date	Eligible Voters	Registered Voters	Eligible Unregistered Voters
10/24/2022	26,876,800	21,940,274	4,936,526
9/22/2022	26,886,905	21,885,545	5,001,360
5/23/2022	26,911,669	21,941,212	4,970,457
4/8/2022	26,948,297	22,004,006	4,944,291
3/11/2022	26,958,335	22,038,154	4,920,181
1/4/2022	26,976,858	22,005,243	4,971,615
8/30/2021	24,819,858	22,057,154	2,762,704
2/10/2021	25,166,581	22,154,304	3,012,277
10/19/2020	25,090,517	22,047,448	3,043,069
9/4/2020	25,082,189	21,240,236	3,841,953
2/10/2019	25,259,865	19,978,449	5,281,416
10/22/2018	25,200,451	19,696,371	5,504,080
9/7/2018	25,176,403	19,086,589	6,089,814
5/21/2018	25,119,238	19,023,417	6,095,821
4/6/2018	25,131,391	18,854,829	6,276,562
1/2/2018	25,076,348	18,980,481	6,095,867

Figure 2

Registrations by Method for 2022	2022
New Motor Voter	3,995,152
COVR	437,714
Paper	547,816

Figures 3, 4, 5, 6 - Registrations Five-Year Trend, 2018-2022 and for 2022

Registrations by Type	2018	2019	2020	2021	2022
New Pre-Registrations	79,473	122,810	86,370	141,280	117,637
New Registrations	686,466	1,107,918	855,111	835,298	737,040
Updated Registrations	1,947,614	3,467,968	3,270,372	3,374,494	3,140,475
Total	2,713,553	4,698,696	4,211,853	4,351,072	3,995,152

Figures 7, 8 – Registration by Party Preference for 2022

Registrations by Party Preference	2022
American Independent	201,556
Democratic	1,945,773
Green	25,450
Libertarian	64,865
Peace and Freedom	36,926
Republican	940,368
Other (All other parties)	51,925
No Party Preference	712,050
NULL	16,239

Figures 9, 10 - Registrations by Age Groups for 2022

Registrations by Age Groups	2022
16-17	132,670
18-21	404,561
22-30	797,967
31-40	766,622
41-50	553,476
51-60	533,428
61-70	453,749
71-80	265,961
80+	86,718

Figures 11, 12 - DMV Source Records Processed

DMV Source Records Processed	2022
Electronic DL Renewal (FO/eDL44)	4,630,576
Online DL Renewal (DLIR)	1,200,704
Online Change of Address (ICA)	1,229,391
Renewal by Mail (RBM)	174,006
Paper Renewal (Home Print Form 410)	7,970
Paper Change of Address (COA/DMV14)	144,455
Online Duplicate Driver's License (ODDL)	392,782
Kiosk Duplicate Driver's License (KDDL)	1,526

Figure 13 - Opt-Out of Registrations - Five Year Trend, 2018-2022 and 2022

Opt-Out of Registrations	2018	2019	2020	2021	2022
Opt-out, eligible but already registered	1,219,134	2,910,596	2,488,553	2,740,553	2,473,595
Opt-out, eligible and not registered	772,343	1,486,195	1,094,638	1,211,156	1,047,943
DMV Transactions Processed	4,967,695	9,625,170	8,130,870	8,575,073	7,781,410

Figure 14 - Opt-Out Registrations for 2022

Opt-Out for 2022	Jan	Feb	Mar	Apr	May	Jun	Jul	Aug	Sep	Oct	Nov	Dec
Opt-out of eligible but already registered	163,103	157,166	185,706	186,835	199,666	232,586	225,490	256,582	222,924	230,999	210,766	201,772
Opt-out of eligible and not registered	76,627	78,180	92,349	87,601	82,603	98,105	96,031	110,512	91,343	89,201	75,095	70,296
DMV Transactions Processed	556,840	531,781	622,583	620,517	621,669	714,044	710,592	812,389	696,377	690,627	608,369	595,622

Figures 15, 16 - Assembly Bill 796 Metrics for 2022 (Elections Code Section 2274)

Month	Records delivered more than 10 days after Acceptance	DMV letters sent to customers because their record could not be processed and delivered to SOS within 10 days
Jan	27	114
Feb	11	145
Mar	15	136
Apr	11	145
May	15	157
Jun	10	236
Jul	106	400
Aug	114	215
Sep	11	189
Oct	14	175
Nov	7	147
Dec	76	152

Figure 17 - Language Preferences for 2022

Language	Total DMV Transactions (*includes Ineligible)	Total Voter Language Preference on Opt-In Transactions
Chinese	107,119	13,613
English	10,054,670	3,981,056
Hindi	933	120
Japanese	8,052	693
Khmer	695	143
Korean	33,258	11,133
Spanish	749,655	86,308
Tagalog	1,759	670
Thai	3,027	659
Vietnamese	31,913	11,608
Total	10,991,081	4,106,003

Figure 18 – SOS Outreach in 2022

Month	Voter Preferences Postcard	Registration Opportunity Postcard
Jan	2,001	3,423
Feb	1,941	3,169
Mar	2,288	4,556
Apr	2,491	3,505
May	2,436	3,170
Jun	2,469	4,664
Jul	2,516	3,795
Aug	2,845	4,699
Sep	2,559	3,537
Oct	2,610	3,595
Nov	2,294	3,615
Dec	2,256	3,792